

HPE6-A70 Dumps

Implementing Aruba WLAN (IAW) 8.4

<https://www.certleader.com/HPE6-A70-dumps.html>



NEW QUESTION 1

A network administrator examines a list of 2.4GHz clients with low performance in the Mobility Master (MM) dashboard. Which property for a client should pose a concern as a potential performance issue?

- A. Radio PHY of HT 20MHz
- B. Max speed of 72Mbps
- C. SNR of 18
- D. Usage of 10 MB

Answer: C

NEW QUESTION 2

A network administrator has installed PEF licenses in the global pool of a Mobility Master (MM) solution. When the administrator tries to configure roles and policies, an error indicates that the PEF licenses must be installed. What should the administrator do to correct this issue?

- A. Ensure the PEF licenses were installed at the Managed Network and not at the MM level.
- B. Enable Building 1 as a local license pool.
- C. Enable the PEF feature in the Global Usage window.
- D. Activate the PEF licenses through an Aruba Activate account.

Answer: A

NEW QUESTION 3

A company has an Aruba solution and wants to provide guests with wireless access. The company wants to assign guests IP addresses in subnets that exist only within the Aruba solution.

Which feature should network administrators set up so guests can send traffic on the Internet without changes to the company routing solution?

- A. Enable NAT on the VLAN assigned to the guest WLAN.
- B. Set up a dynamic default gateway on the Mobility Controllers (MCs).
- C. Create destination NAT rules for the guest role.
- D. Enable policy-based routing for the guest traffic.

Answer: A

NEW QUESTION 4

A company has an Aruba solution. A network administrator wants to prevent wireless users from accessing shopping web sites with a bad reputation. What should the administrator set up to deny such traffic?

- A. an AppRF engine
- B. application filters in the Traffic Analysis dashboard
- C. firewall access control rules that specify HTTP and HTTPS services
- D. firewall application rules

Answer: D

NEW QUESTION 5

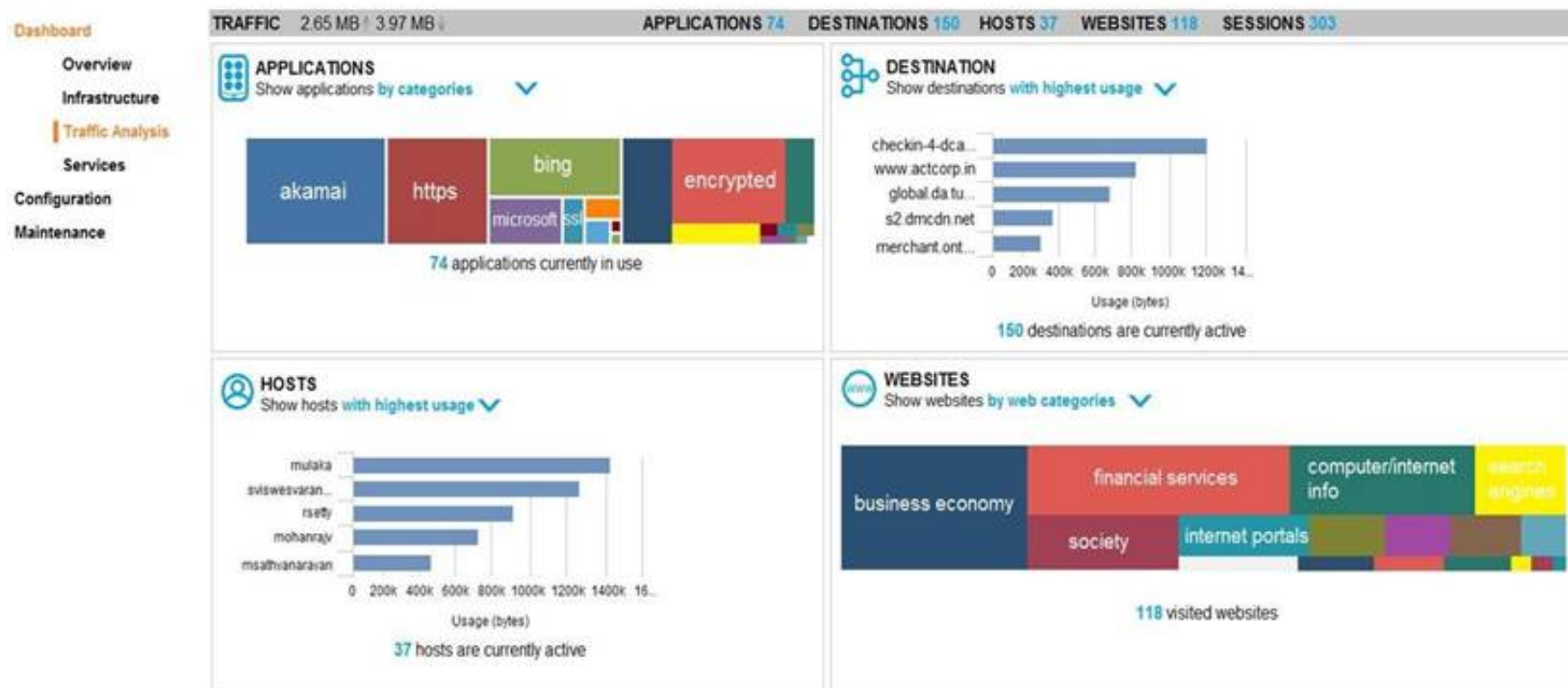
How does WPA2 protect wireless user traffic in the air?

- A. It provides data integrity with AES and no data privacy.
- B. It provides both data integrity and privacy with AES.
- C. It provides data privacy with TKIP and no data integrity.
- D. It provides data integrity with TKIP and data privacy with AES.

Answer: B

NEW QUESTION 6

Refer to the exhibit.



The exhibit shows output from a Mobility Master (MM) dashboard. What is a valid reason for the administrator to click the akamai square under applications?

- A. to see the break down for only the roles, destinations, WLANs, and devices that use this application
- B. to download a report about the usage of this application over time
- C. to create filter rules in order to control wireless user access to this application
- D. to set up bandwidth rule in order to control wireless user access to this application

Answer: A

NEW QUESTION 7

Network administrators use the wizard to create a WLAN that uses WPA2-Enterprise security to a RADIUS server at 10.21.98.55. They do not manually change any settings.

Which device determines the EAP type that the wireless clients must support?

- A. Mobility Master (MM)
- B. Mobility Controller (MC)
- C. RADIUS server
- D. AP

Answer: C

NEW QUESTION 8

A customer has a large campus that requires 400 Aruba 335 APs to support a total of 20,000 wireless users and 12Gbps of traffic. Although the customer wants two controllers for redundancy, each controller must be able to support all of the APs and users on its own.

Which Aruba Mobility Controller models meet the customer requirements and DO NOT unnecessarily exceed them?

- A. Aruba 7024 controllers
- B. Aruba 7210 controllers
- C. Aruba 7240 controllers
- D. Aruba 7030 controllers

Answer: B

NEW QUESTION 9

When an Aruba solution uses AirMatch, which device generates the channel and power plan for an AP?

- A. the AirWave Management Platform
- B. the Mobility Master (MM)
- C. the Mobility Controller (MC) for the AP
- D. the AP itself

Answer: B

NEW QUESTION 10

Which task can an Aruba Air Monitor (AM) perform?

- A. Analyze wireless traffic patterns at the application level.
- B. Optimize RF through the AP channel and transmit power plans.
- C. Analyze RF signals to determine the cause of non-802.11 interference.
- D. Prevent client connections to rogue APs.

Answer: D

NEW QUESTION 10

A network administrator uses a wireless intrusion detection system (WIDS) to detect 802.11 association floods. At which layer do these attacks occur?

- A. Layer 1
- B. Layer 2
- C. Layer 3
- D. Layer 7

Answer: B

NEW QUESTION 13

A company has an Aruba solution that is monitored by AirWave. Several users have recurring connectivity and performance issues with their wireless clients. How can network administrators use AirWave to monitor these clients more easily?

- A. Specify the clients as Watched Clients and view the tables and graphs for these clients.
- B. Click the Down icon in the Airwave banner to quickly see a list of issues with client connections.
- C. Use the Client > Tags windows to tag the client for periodic checks and analysis.
- D. Run Device Summary reports and filter for the client MAC addresses within the report.

Answer: B

NEW QUESTION 16

Which improvement does ArubaOS 8 offer for the Client Match feature?

- A. It checks the compliance posture for Bring Your Own Device (BYOD) endpoints to improve security.
- B. It enables the application of unique CM rules for specific client types.
- C. It checks client behavior against a wider array of rules to detect more DoS attacks and intrusion attempts.
- D. It offloads client load balancing decisions to local controllers.

Answer: D

NEW QUESTION 20

A network manager wants to implement an Aruba wireless solution that accommodates 802.1X with EAP-TLS. All wireless users will utilize Active Directory (AD) accounts to authenticate.

Which device will the authenticator forward the authentication requests to in this type of solution?

- A. APs
- B. RADIUS server
- C. Mobility Controller (MC)
- D. Mobility Master (MM)

Answer: B

NEW QUESTION 24

A company has an Aruba Mobility Master (MM)-based solution. Where can a network administrator look to find a list of alerts about a variety of issues on the MM or managed devices?

- A. the Potential Issues dashboard
- B. the top banner
- C. the MM Maintenance pages
- D. the Performance dashboard

Answer: B

NEW QUESTION 26

Refer to the exhibit.

Exam_Employees
General
VLANs
Security
Access

More Secure
Less Secure

Enterprise

Personal

Open

Key Management: WPA-2 Enterprise

Auth servers

+

Reauth interval: 86400 sec.

Machine authentication: Disabled

Blacklisting: Disabled

Network administrators need to set up a WLAN that uses WPA2 encryption and authenticates users with a preshared key (PSK) that is the same for all users. Administrators do not see where they should specify the option for the preshared key. What should the administrators do?

- A. Click Personal in the slide bar.
- B. Click the + icon in the Authentication server section
- C. Return to the first page in the wizard and select the guest option
- D. Configure an L3 authentication profile after the WLAN wizard is complete

Answer: A

NEW QUESTION 27

A network administrator examines a list of 2.4GHz clients with low performance in the Mobility Master (MM) dashboard. Which property for a client should pose a concern as a potential performance issue?

- A. Radio PHY of HT 20MHz
- B. Max speed of 72Mbps
- C. Goodput data rate of 12 Mbps
- D. Usage of 10 MB

Answer: D

NEW QUESTION 32

A company has an Aruba solution with a guest WLAN named exam_guest. A network administrator creates the guest WLAN with the wizard and does not change any of the default roles. The authentication server does not send particular role assignments for authorized users. The company wants to deny guest access to specific IP ranges after the guests authenticate. For which role should the administrator create the rule to deny this traffic?

- A. exam_guest-guest-logon
- B. authorized
- C. guest-logon
- D. guest

Answer: D

NEW QUESTION 37

An Aruba solution has a WLAN that uses WPA2-Personal security. How are encryption keys dynamically managed for the wireless users?

- A. The MM generates and distributes keys to clients and access points (APs).
- B. Administrators configure identical key strings on the Mobility Controllers (MCs) and wireless client 802.1X settings.
- C. Keys are generated and distributed securely during each wireless user authentication process.
- D. Keys are derived from the preshared key configured on the WLAN and on each wireless client.

Answer: D

NEW QUESTION 38

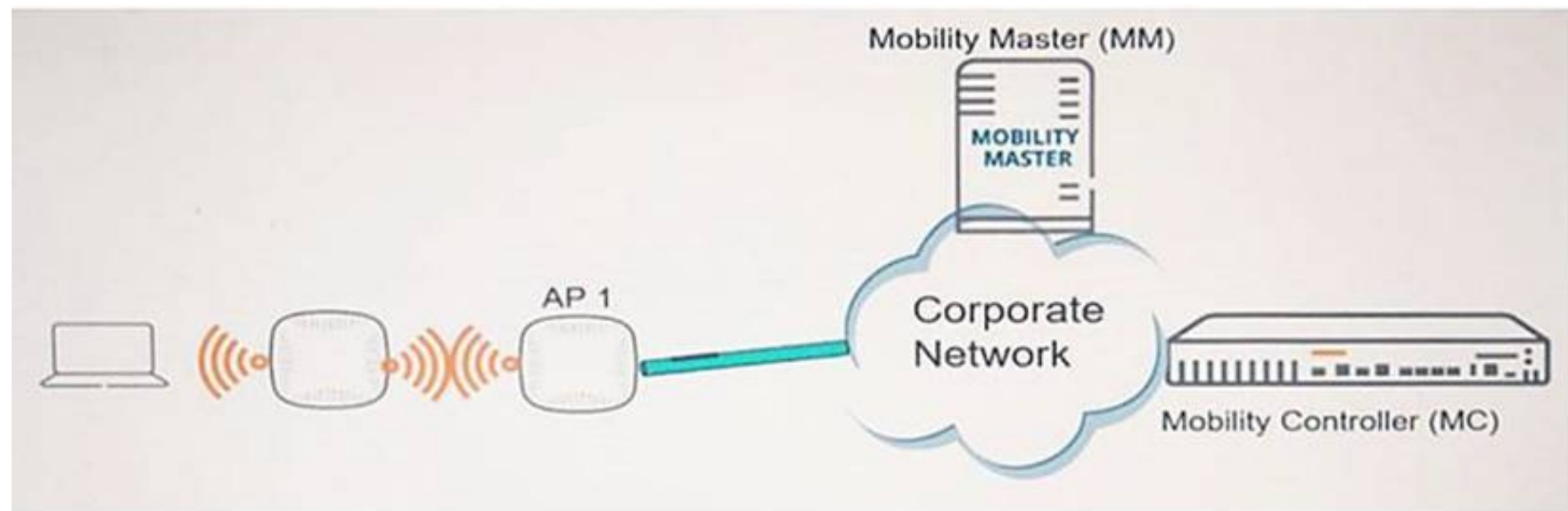
What is one networking setting that a network administrator can configure for roles in an Aruba solution?

- A. DHCP pool
- B. ClientMatch rules
- C. source NAT
- D. bandwidth limit

Answer: D

NEW QUESTION 39

Refer to the exhibit.



Which role must AP 1 play?

- A. Remote AP (RAP)
- B. Mesh Portal AP
- C. Instant AP (IAP)
- D. Mesh Point AP

Answer: B

NEW QUESTION 44

An Aruba Mobility Master (MM)-based solution has two Virtual MM nodes, a primary and a backup node. The solution must support 30 Virtual Mobility Controllers (VMCs) that will support a total of 960 APs.

Which VMC licenses meet the needs and DO NOT unnecessarily exceed them?

- A. two 1000 VMC licenses (MC-VA-1000)
- B. one 1000 VMC license (MC-VA-1000)
- C. two 50 VMC licenses (MC-VA-50)
- D. one 50 VMC license (MC-VA-50)

Answer: B

NEW QUESTION 47

Refer to the exhibits.

Exhibit 1

AAA Profile: Exam_Employees

AAA Profile:

Exam_Employees

Initial role:

logon

MAC Authentication Default Role:

guest

802.1X Authentication Default Role:

guest

Download Role from CPPM:

☐

Set username from dhcp option 12:

☐

L2 Authentication Fail Through:

☐

Multiple Server Accounting:

☐

User Idle timeout:

seconds

Max IPv4 for Wireless user:

2

RADIUS Interim Accounting:

☐

Exhibit 2

Clients(1) Default Columns ▾ ▲								
Client ▾	Health(%) ▾	IP Address ▾	Bond ▾	Radio PHY ▾	Client PHY ▾	Device ▾	Role ▾	Forward Mode ▾
employee	48	10.1.51.150	2.4 GHz	HT 2D MHz	HT 2D MHz	Unknown	guest	Tunnel

An Aruba solution supports a WLAN that uses WPA2-Enterprise security. Exhibit 1 shows the AAA policy for the WLAN. Users are supposed to be assigned to different roles after authentication. Network administrators test a connection with the employee user account. Exhibit 2 shows the status for the client after this test. What is a possible reason for the issue shown in Exhibit 2?

- A. The shared key configured for the ClearPass server is incorrect.
- B. The RADIUS server is not correctly set up to send a user role for the employee account.
- C. MAC authentication is enabled on the WLAN, and the test device does not have an authorized address.
- D. The administrators entered the wrong password for the employee account.

Answer: B

NEW QUESTION 48

What does an Aruba Mobility Master (MM) do before it deploys a configuration to a Mobility Controller (MC)?

- A. It encrypts the configuration to be deployed and backs it up to a secure archive.
- B. It obtains the current configuration, encrypts it, and backs it up to a secure archive.
- C. It synchronizes the configuration with templates on Aruba AirWave.
- D. It removes any commands that are not supported on that MC or have dependency errors.

Answer: D

NEW QUESTION 51

A company wants to provide wireless access for visitors with their Aruba solution. Which configuration feature enables the guest to access the wireless network

without authentication?

- A. use of internal captive portal with email registration
- B. addition of custom rules to control access for unauthenticated guests
- C. use of internal captive portal with authentication
- D. redirection of guests to an external captive portal that provides encryption services

Answer: B

NEW QUESTION 53

Which settings can a Mobility Master (MM) deploy to Mobility Controllers (MCs) but master controllers CANNOT deploy to local controllers?

- A. radio profiles
- B. WLAN settings
- C. Interface settings
- D. AAA profiles

Answer: C

NEW QUESTION 57

A network administrator creates an employee WLAN on an Aruba solution that uses WLAN WPA2-Enterprise security and an external RADIUS server. When the administrator tests the WLAN, the test client receives limited connectivity and cannot access any resources, but the RADIUS server shows that the user authenticated successfully. What should the administrator check as a possible source of this issue?

- A. the connectivity between the AP that the client is associated to and the MC
- B. the firewall role and policy that apply to this user
- C. the certificate on the RADIUS server
- D. the connectivity between the Master Controller (MC) for the client and the RADIUS server

Answer: B

NEW QUESTION 59

What is a valid way to deploy an Aruba Mobility Master (MM)?

- A. as a subscription-based service through the Aruba cloud
- B. as a role on a Mobility Controller 7030 that is deployed as a standalone controller
- C. as a virtual appliance on a server that meets the recommended hardware requirements
- D. as a role on a Mobility Controller 7240 that is deployed as a master controller

Answer: C

NEW QUESTION 60

Refer to the exhibit.

Exam_Employee	General	VLANs	Security	Access
Name (ssid): Exam_Employee				
Primary usage: <input checked="" type="radio"/> Employee <input type="radio"/> Guest				
Select AP Groups <input type="text"/>				
Broadcast on: <input checked="" type="checkbox"/> default <input type="checkbox"/> Public Areas				
Forwarding mode: Tunnel				
Broadcast SSID: No				

What describes the behavior for this WLAN?

- A. APs in the default group broadcast the SSI
- B. Clients can connect to the WLAN on APs in the default group only.
- C. No APs broadcast the SSI
- D. Clients cannot connect to the WLAN until administrators activate it.
- E. No APs broadcast the SSI
- F. Clients can connect to the WLAN on APs in the default group only.
- G. APs in the default group broadcast the SSI

H. Clients can connect to the WLAN on APs in any group.

Answer: C

NEW QUESTION 63

Which type of authentication server should administrators select to authenticate users to a ClearPass server?

- A. Windows
- B. RADIUS
- C. TACACS+
- D. LDAP

Answer: B

NEW QUESTION 64

A company has an Aruba Mobility Master (MM)-based solution. A network administrator wants to collect and analyze information about clients and access points (APs) over extended periods of time.

What should the administrator do to achieve this goal?

- A. Add Aruba AirWave to the solution.
- B. Run a Traffic Analysis report on the MM.
- C. Make sure that MM has sufficient AppRF licenses.
- D. Enable archival from the MM interface Maintenance windows.

Answer: A

NEW QUESTION 66

Which deployment option for Aruba Controllers is new to ArubaOS 8?

- A. deployment as virtual appliances
- B. deployment in standalone mode
- C. deployment in master-local mode
- D. deployment as branch office controller

Answer: A

NEW QUESTION 71

Refer to the exhibits.

Exhibit 1

Exam_GuestGeneralVLANsSecurityAccess

VLAN:

guest

Hide VLAN details

Named VLANs

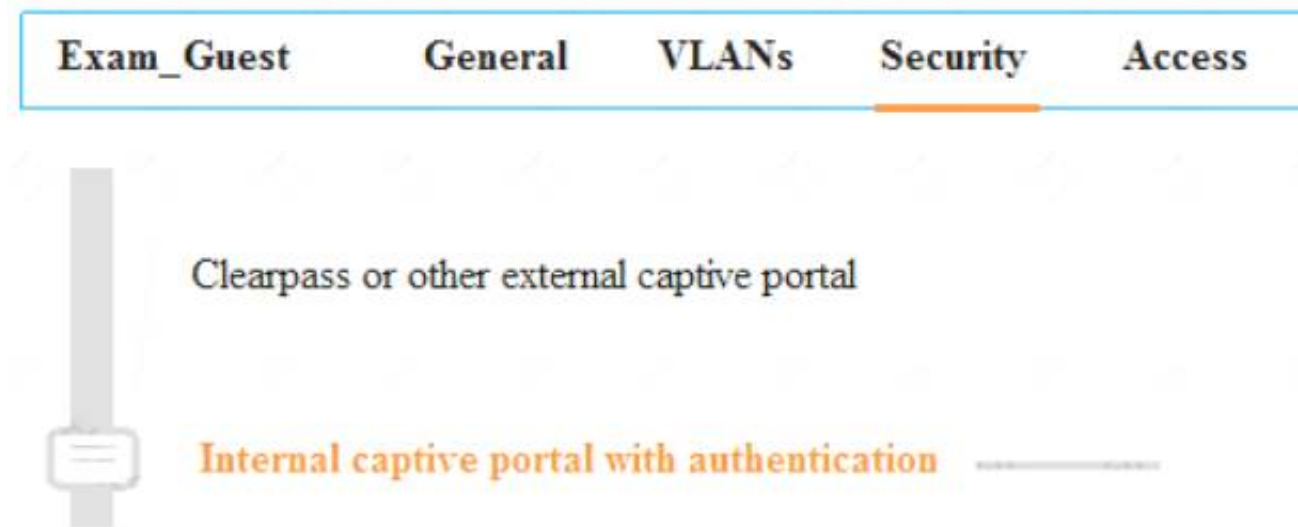
NAME	ID(S)
employee	51
guest	99
..	1,55

+

VLAN IDs

ID	IPV4 ADDRE...	IPV6 ADDRE...	ENABLE NAT	PORT MEM...	ADMIN STATE	OPERATION...	DHCP SETT...
99	Enabled	..	Enabled	N/A	None

Exhibit 2



A network administrator configures a guest WLAN on an Aruba Mobility Master (MM)-based solution. The exhibits show some of the settings for this WLAN.

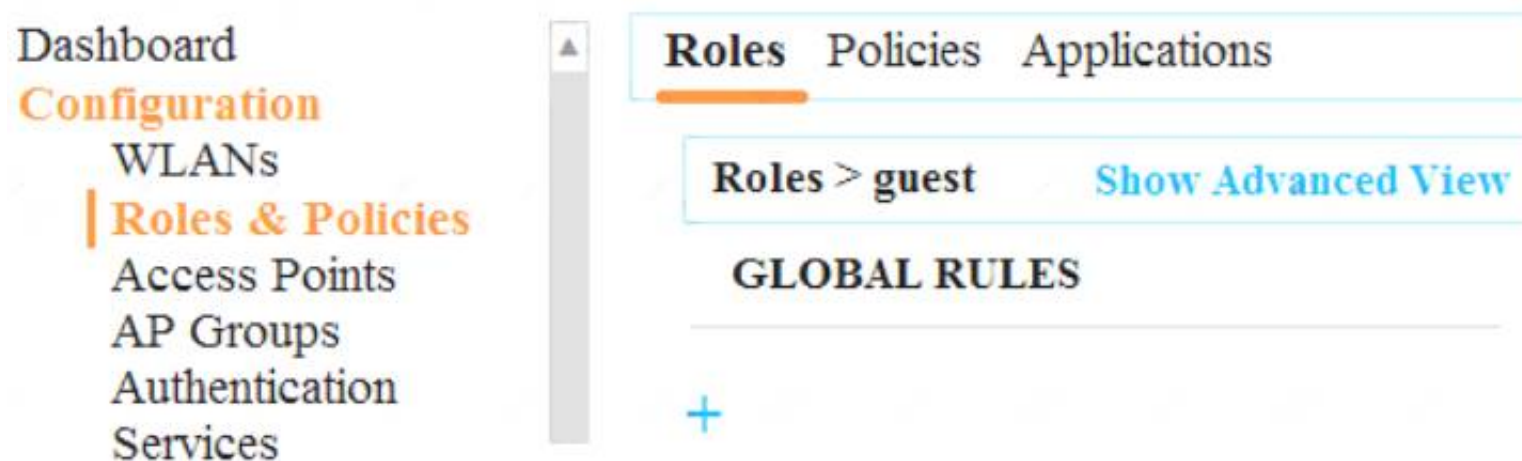
Which settings must the administrator configure on each Mobility Controller (MC) at the device level for this configuration to function properly?

- A. an IPsec preshared key
- B. CPsec certificates
- C. a portal page
- D. VLAN 99 IP settings

Answer: D

NEW QUESTION 75

Refer to the exhibit.



A network administrator adds a global rule in the area shown in the exhibit. Where does the global rule take effect?

- A. It immediately applies only to the guest role, as part of the final policy applied to the role. Administrators cannot apply the rule to other roles.
- B. It immediately applies to the guest role and other roles, as part of the first policy applied to the role.
- C. It immediately applies to the guest role and other roles, as part of the final policy applied to the role.
- D. It immediately applies only to the guest role and other roles, as part of the first policy applied to the role. Administrators can choose to apply the rule to other roles.

Answer: D

NEW QUESTION 80

An Aruba solution runs ArubaOS 8 and uses a mobility master architecture. Which feature can network administrators use to balance wireless devices across APs on different channels?

- A. AirMatch
- B. Client Match
- C. AppRF
- D. ARM

Answer: B

NEW QUESTION 84

An Aruba Remote AP (RAP) operates in split-tunnel mode. How does the AP forward traffic?

- A. It sends all user traffic in a GRE tunnel to a central Mobility Controller (MC), and it sends control traffic in an IPsec tunnel to the controller.
- B. It sends traffic destined to the corporate network in an IPsec tunnel to a central Mobility Controller (MC), and it bridges other traffic locally.
- C. It sends user and control traffic in two separate IPsec tunnels to the Mobility Controller (MC).
- D. It sends all employee and control traffic in a GRE tunnel to a central Mobility Controller (MC), and it bridges all guest traffic locally.

Answer: B

NEW QUESTION 85

Refer to the exhibit.

Monitoring AP-HO in group Access Points in folder Top **Poll Controller Now**

This Device is in monitor-only mode.

Device Info

Status: Up (OK)
Configuration: Good
Controller: MD-3
Type: Aruba Ap 325
LAN MAC Address: AC:A3:1E:CD:7B:0A
IP Address: 10.10.10.1

Aruba AP Group:
Remote Device:
Serial:
Clients:

Quick Links

Open controller webURL
Run command...

Radios

INDEX ▲	NAME	MAC ADDRESS	CLIENTS	USAGE (KBPS)	CHANNEL	TX POWER	ANTENNA TYPE	ROLE	SSID
1	802.11 bgn	AC:A3:1E:57:BO:AO	2	0.50	11	21.5 dBm	Internal	Access	Employee, Guest
2	802.11 ac	AC:A3:1E:57:BO:BO	1	0.26	100	23 dBm	Internal	Access	Employee, Guest

A network administrator needs to use Aruba AirWave to view statistics for an AP's 802.11ac radio. How can the administrator update the information on-demand rather than wait the typical interval?

- A. Click Poll Controller Now
- B. Click the 802.11ac link
- C. Log out of the interface and log back in
- D. Refresh the browser

Answer: A

NEW QUESTION 88

.....

Thank You for Trying Our Product

* 100% Pass or Money Back

All our products come with a 90-day Money Back Guarantee.

* One year free update

You can enjoy free update one year. 24x7 online support.

* Trusted by Millions

We currently serve more than 30,000,000 customers.

* Shop Securely

All transactions are protected by VeriSign!

100% Pass Your HPE6-A70 Exam with Our Prep Materials Via below:

<https://www.certleader.com/HPE6-A70-dumps.html>