

Microsoft

Exam Questions AZ-120

Planning and Administering Microsoft Azure for SAP Workloads



NEW QUESTION 1

- (Exam Topic 1)

You are evaluating which migration method Litware can implement based on the current environment and the business goals. Which migration method will cause the least amount of downtime?

- A. Use the Database migration Option (DMO) to migrate to SAP HANA and Azure During the same maintenance window.
- B. Use Near-Zero Downtime (NZDT) to migrate to SAP HANA and Azure during the same maintenance window.
- C. Migrate SAP to Azure, and then migrate SAP ECC to SAP Business Suite on HANA.
- D. Migrate SAP ECC to SAP Business Suite on HANA and then migrate SAP to Azure.

Answer: A

Explanation:

The SAP Database Migration Option (DMO) with System Move option of SUM, used as part of the migration allows customer the options to perform the migration in a single step, from source system on-premises, or to the target system residing in Microsoft Azure, minimizing overall downtime.

References:

<https://blogs.sap.com/2017/10/05/your-sap-on-azure-part-2-dmo-with-system-move/>

NEW QUESTION 2

- (Exam Topic 1)

What should you use to perform load testing as part of the migration plan?

- A. JMeter
- B. SAP LoadRunner by Micro Focus
- C. Azure Application Insights
- D. Azure Monitor

Answer: B

Explanation:

Scenario: Upgrade and migrate SAP ECC to SAP Business Suite on HANA Enhancement Pack 8.

With the SAP LoadRunner application by Micro Focus, you can accelerate testing and development, reduce slowdowns and expenses, and gain a better understanding of performance issues. Validate software performance, virtualize your network, simulate workloads, benchmark production system performance, and optimize your deployment of SAP HANA software

References: <https://www.sap.com/products/loadrunner.html>

NEW QUESTION 3

- (Exam Topic 2)

You have the following Azure Resource Manager template.

```
{
  "$schema": "https://schema.management.azure.com/schemas/2015-01-01/deploymentTemplate.json#",
  "contentVersion": "1.0.0.0",
  "parameters": {},
  "resources": [
    {
      "apiVersion": "2016-01-01",
      "type": "Microsoft.Storage/storageAccounts",
      "name": "[concat(copyIndex(), 'storage', uniqueString(resourceGroup().id))]",
      "location": "[resourceGroup().location]",
      "sku": {
        "name": "Premium_LRS"
      },
      "kind": "Storage",
      "properties": {},
      "copy": {
        "name": "storagecopy",
        "count": 6,
        "mode": "Serial",
        "batchSize": 1
      }
    }
  ]
}
```

For each of the following statements, select Yes if the statement is true. Otherwise, select No.

NOTE: Each correct selection is worth one point.

Statements	Yes	No
Six storage accounts will be created.	<input type="radio"/>	<input type="radio"/>
The storage accounts will be created in parallel.	<input type="radio"/>	<input type="radio"/>
The storage accounts will be replicated to multiple regions.	<input type="radio"/>	<input type="radio"/>

- A. Mastered
B. Not Mastered

Answer: A

Explanation:

Box 1: Yes
Count is 6.
Box 2: No Mode is serial. Box 3: Yes References:
<https://docs.microsoft.com/en-us/azure/azure-resource-manager/templates/copy-resources>

NEW QUESTION 4

- (Exam Topic 2)
This question requires that you evaluate the underlined BOLD text to determine if it is correct.
You have an Azure resource group that contains the virtual machines for an SAP environment.
You must be assigned the Contributor role to grant permissions to the resource group.
Instructions: Review the underlined text. If it makes the statement correct, select “No change is needed”. If the statement is incorrect, select the answer choice that makes the statement correct.

- A. No change is needed
B. User Access Administrator
C. Managed Identity Contributor
D. Security Admin

Answer: B

Explanation:

Contributor - Can create and manage all types of Azure resources but can’t grant access to others. User Access Administrator - Lets you manage user access to Azure resources.
References:
<https://docs.microsoft.com/en-us/azure/role-based-access-control/overview>

NEW QUESTION 5

- (Exam Topic 2)
You have an SAP environment that contains the following components:
* Enhancement Package 6 for SAP ERP Central Component 6.0 (SAP ECC 6.0)
* Servers that runs SUSE Linux Enterprise Server 12 (SLES 12)
* Databases on IBM DB2 10.5
* SAP Solution Manager 7.1
You plan to migrate the SAP environment to Azure.
For each of the following statements, select Yes if the statement is true. Otherwise, select No. NOTE: Each correct selection is worth one point.

Statements	Yes	No
The version of SAP Solution Manager supports deployment to Azure.	<input type="radio"/>	<input type="radio"/>
The version of SAP ECC supports deployment to Azure.	<input type="radio"/>	<input type="radio"/>
The DB2 databases must be migrated to a different database platform before migrating to Azure.	<input type="radio"/>	<input type="radio"/>

- A. Mastered
B. Not Mastered

Answer: A

Explanation:

Box 1: Yes

Box 2: No

Upgrade to ECC 7.01 or later. Box 3: No

With Microsoft Azure, you can migrate your existing SAP application running on IBM Db2 for Linux, UNIX, and Windows (LUW) to Azure virtual machines. With SAP on IBM Db2 for LUW, administrators and developers can still use the same development and administration tools, which are available on-premises.

Reference:

<https://docs.microsoft.com/en-us/azure/data-factory/connector-sap-table> https://docs.microsoft.com/en-us/azure/virtual-machines/workloads/sap/dbms_guide_ibm

NEW QUESTION 6

- (Exam Topic 2)

You have an on-premises SAP environment hosted on VMware vSphere. You plan to migrate the environment to Azure by using Azure Site Recovery. You need to prepare the environment to support Azure Site Recovery.

What should you deploy first?

- A. an on-premises data gateway to vSphere
- B. Microsoft System Center Virtual Machine Manager (VMM)
- C. an Azure Backup server
- D. a configuration server to vSphere

Answer: D

Explanation:

When you set up disaster recovery for on-premises VMware VMs, Site Recovery needs access to the vCenter Server/vSphere host so that the Site Recovery process server can automatically discover VMs, and fail them over as needed. By default the process server runs on the Site Recovery configuration server. Add an account for the configuration server to connect to the vCenter Server/vSphere host.

References:

<https://docs.microsoft.com/en-us/azure/site-recovery/vmware-azure-manage-vcenter>

NEW QUESTION 7

- (Exam Topic 2)

You have an SAP ERP Central Component (SAP ECQ) environment on Azure.

You need to add an additional SAP application server to meet the following requirements:

- Provide the highest availability.
- Provide the fastest speed between the new server and the database. What should you do?

- A. Place the new server in a different Azure Availability Zone than the database.
- B. Place the new server in the same Azure Availability Set as the database and the other application servers.
- C. Place the new server in the same Azure Availability Zone as the database and the other application servers.

Answer: A

NEW QUESTION 8

- (Exam Topic 2)

You have an Azure alert rule and action group as shown in the following exhibit.

```
PS Azure:\> Get-AzMetricAlertRuleV2 | Select WindowSize, EvaluationFrequency, Actions -ExpandProperty Criteria
WindowSize           : 00:05:00
EvaluationFrequency   : 00:01:00
Actions               : {/subscriptions/6dce0667-3896-4f0b-bcc4-1ea4da2de0dc/resourcegroups/resourcegroup1/providers/microsoft.insights/actiongroups/admins}
Name                  : Metric1
MetricName            : Percentage CPU
MetricNamespace       : Microsoft.Compute/virtualMachines
OperatorProperty      : GreaterThan
TimeAggregation       : Average
Threshold             : 85
Dimensions            : {}
AdditionalProperties   :

PS Azure:\> Get-AzActionGroup | Select -ExcludeProperty ResourceGroupName, Tags, Location
GroupShortName        : admins
Enabled               : True
EmailReceivers        : {admins_emailAction-}
SmsReceivers          : {}
WebhookReceivers      : {}
Id                    : /subscriptions/6dce0667-3896-4f0b-bcc4-1ea4da2de0dc/resourcegroups/resourcegroup1/providers/microsoft.insights/actiongroups/admins
Name                  : admins
Type                  : Microsoft.Insights/ActionGroups
GroupShortName        : restartVM
Enabled               : True
EmailReceivers        : {}
SmsReceivers          : {}
WebhookReceivers      : {}
Id                    : /subscriptions/6dce0667-3896-4f0b-bcc4-1ea4da2de0dc/resourcegroups/resourcegroup1/providers/microsoft.insights/actiongroups/restartVM
Name                  : restartVM
Type                  : Microsoft.Insights/ActionGroups
```

Use the drop-down menus to select the answer choice that completes each statement based on the information presented in the graphic.

NOTE: Each correct selection is worth one point.

Answer Area

The admins action group will be notified if the average CPU usage rises above 85% for [answer choice].

One minute
five minutes
one second

These are the selections for the statement: The admins action group will be notified if the average CPU usage rises above 85% for [answer choice].

The [answer choice] when the alert is triggered.

admins action group will be emailed
restartVM action group will be emailed
virtual machines will restart

- A. Mastered
- B. Not Mastered

Answer: A

Explanation:

Answer Area

The admins action group will be notified if the average CPU usage rises above 85% for [answer choice].

One minute
five minutes
one second

These are the selections for the statement: The admins action group will be notified if the average CPU usage rises above 85% for [answer choice].

The [answer choice] when the alert is triggered.

admins action group will be emailed
restartVM action group will be emailed
virtual machines will restart

NEW QUESTION 9

- (Exam Topic 2)

For each of the following statements, select yes if the statement is true. Otherwise, select No. NOTE: Each correct selection is worth one point.

Answer Area

Statements	Yes	No
You can use NIPING to examine network latency between an SAP HANA database server and an SAP application server hosted on Azure.	<input type="radio"/>	<input checked="" type="radio"/>
You can use LoadRunner to generate traffic between a client and an SAP application server hosted on Azure.	<input type="radio"/>	<input checked="" type="radio"/>
You can use the SAP HANA HW Configuration Check Tool (HWCCT) to examine network latency between an SAP HANA database server and an SAP application server hosted on Azure.	<input type="radio"/>	<input checked="" type="radio"/>

- A. Mastered
- B. Not Mastered

Answer: A

Explanation:

Answer Area

Statements	Yes	No
You can use NIPING to examine network latency between an SAP HANA database server and an SAP application server hosted on Azure.	<input checked="" type="radio"/>	<input type="radio"/>
You can use LoadRunner to generate traffic between a client and an SAP application server hosted on Azure.	<input type="radio"/>	<input checked="" type="radio"/>
You can use the SAP HANA HW Configuration Check Tool (HWCCT) to examine network latency between an SAP HANA database server and an SAP application server hosted on Azure.	<input type="radio"/>	<input checked="" type="radio"/>

NEW QUESTION 10

- (Exam Topic 2)

You plan to migrate an SAP environment to Azure.

You need to recommend a solution to migrate the SAP application servers to Azure. The solution must minimize downtime and changes to the environments.

What should you include in the recommendation?

- A. Azure Storage Explorer
- B. Azure Import/Export service
- C. AzCopy
- D. Azure Site Recovery

Answer: D

Explanation:

Site Recovery is used to manage and orchestrate disaster recovery of on-premises machines and Azure VMs. However, it can also be used for migration. Migration uses the same steps as disaster recovery with one exception. In a migration, failing machines over from your on-premises site is the final step. Unlike disaster recovery, you can't fail back to on-premises in a migration scenario.

References:

<https://docs.microsoft.com/en-us/azure/site-recovery/migrate-tutorial-on-premises-azure>

NEW QUESTION 10

- (Exam Topic 2)

You have an SAP production landscape on-premises and an SAP development landscape on Azure.

You deploy a network virtual appliance to act as a firewall between the Azure subnet and the on-premises network.

Solution: You configure a user-defined route table. Does this meet the goal?

A. Yes

B. No

Answer: B

NEW QUESTION 11

- (Exam Topic 2)

Note: This question is part of a series of questions that present the same scenario. Each question in the series contains a unique solution that might meet the stated goals. Some question sets might have more

than one correct solution, while others might not have a correct solution.

After you answer a question in this section, you will NOT be able to return to it. As a result, these questions will not appear in the review screen.

You have a complex SAP environment that has both ABAP- and Java-based systems. The current on-premises landscapes are based on SAP NetWeaver 7.0 (Unicode and Non-Unicode) running on Windows Server and Microsoft SQL Server.

You need to migrate the SAP environment to a HANA-certified Azure environment.

Solution: You migrate SAP to Azure by using Azure Site Recovery, and then you upgrade to SAP NetWeaver 7.4.

Does this meet the goal?

A. Yes

B. No

Answer: B

Explanation:

We need upgrade to SAP NetWeaver 7.4 before the migration. Reference:

<https://docs.microsoft.com/en-us/azure/site-recovery/vmware-azure-architecture>

NEW QUESTION 15

- (Exam Topic 2)

You are integrating SAP HANA and Azure Active Directory (Azure AD).

For each of the following statements, select Yes if the statement is true. Otherwise, select No.

NOTE: Each correct selection is worth one point.

Statements	Yes	No
SAP HANA supports SAML authentication for single-sign on (SSO).	<input type="radio"/>	<input type="radio"/>
SAP HANA supports OAuth2 authentication for single-sign on (SSO).	<input type="radio"/>	<input type="radio"/>
You can use Azure role-based access control (RBAC) to provide users with the ability to sign in to SAP HANA.	<input type="radio"/>	<input type="radio"/>

A. Mastered

B. Not Mastered

Answer: A

Explanation:


Box 1: Yes

To configure Azure AD single sign-on with SAP HANA, perform the following steps:

*1. In the Azure portal, on the SAP HANA application integration page, select Single sign-on.


*2. On the Select a Single sign-on method dialog, select SAML/WS-Fed mode to enable single sign-on.

Select a single sign-on method [Help me decide](#)




Disabled

User must manually enter their username and password.



SAML

Rich and secure authentication to applications using the SAML (Security Assertion Markup Language) protocol.



Linked

Link to an application in the Azure Active Directory Access Panel and/or Office 365 application launcher.

Box 2: No

Box 3: No

Key security considerations for deploying SAP on Azure References:

<https://docs.microsoft.com/en-us/azure/active-directory/saas-apps/saphana-tutorial>

NEW QUESTION 16

- (Exam Topic 2)

You plan to deploy SAP application servers that run Windows Server 2016.

You need to use PowerShell Desired State Configuration (DSC) to configure the SAP application server once the servers are deployed.

Which Azure virtual machine extension should you install on the servers?

- A. the Azure DSC VM Extension
- B. the Azure virtual machine extension
- C. the Azure Chef extension
- D. the Azure Enhanced Monitoring Extension for SAP

Answer: A

Explanation:

The Azure Desired State Configuration (DSC) VM Extension is updated as-needed to support enhancements and new capabilities delivered by Azure, Windows Server, and the Windows Management Framework (WMF) that includes Windows PowerShell.

References:

<https://docs.microsoft.com/en-us/powershell/scripting/dsc/getting-started/azuredscexthistory>

NEW QUESTION 17

- (Exam Topic 2)

You deploy on SAP environment on Azure.

You need to monitor the performance of the SAP NetWeaver environment by using the Azure Enhanced Monitoring Extension for

What should you do first?

- A. From Azure CLI, install the Linux Diagnostic Extension.
- B. From the Azure portal, enable the Azure Network Watcher Agent.
- C. From the Azure portal, enable the Custom Script Extension.
- D. From Azure CL
- E. run the az v aem m set command.

Answer: B

NEW QUESTION 18

- (Exam Topic 2)

For each of the following statements, select Yes if the statement is true. Otherwise, select No. NOTE: Each correct selection is worth one point.

Statements	Yes	No
Oracle Real Application Clusters (RAC) can be used to provide high availability of SAP databases on Azure.	<input type="radio"/>	<input type="radio"/>
You can host SAP databases on Azure by using Oracle on a virtual machine that runs Windows Server 2016.	<input type="radio"/>	<input type="radio"/>
You can host SAP databases on Azure by using Oracle on a virtual machine that runs SUSE Linux Enterprise Server 12 (SLES 12).	<input type="radio"/>	<input type="radio"/>

- A. Mastered
B. Not Mastered

Answer: A

Explanation:

Box 1: Yes

Box 2: Yes

Oracle Database 12c Release 2 (12.2) is certified on Microsoft Windows Server 2016 (Standard, Datacenter, and Essentials Editions), which includes support for the database client, server, and Oracle Real Application Clusters.

Organizations can run SAP applications with Oracle databases on the same code base on Unix, Linux, and Windows operating systems.

Box 3: Yes References:

<https://docs.microsoft.com/en-us/azure/virtual-machines/workloads/oracle/oracle-overview> <https://docs.oracle.com/en/database/oracle/oracle-database/12.2/ntdbn/index.html#>

NEW QUESTION 19

- (Exam Topic 2)

You are migrating SAP to Azure. The ASCS application servers are in one Azure zone, and the SAP database server in in a different Azure zone. ASCS/ERS is configured for high availability.

During performance testing, you discover increased response times in Azure, even though the Azure environment has better computer and memory configurations than the on-premises environment. During the initial analysis, you discover an increased wait time for Enqueue.

What are three possible causes of the increased wait time? Each correct answer presents a complete solution.

NOTE: Each correct selection is worth one point.

- A. a missing Enqueue profile
B. disk I/O during Enqueue backup operations
C. misconfigured load balancer rules and health check probes for Enqueue and ASCS
D. active Enqueue replication
E. network latency between the database server and the SAP application servers

Answer: CDE

Explanation:

E: The network latency across Availability Zones is not the same in all Azure regions. In some cases, you can deploy and run the SAP application layer across different zones because the network latency from one zone to the active DBMS VM is acceptable. But in some Azure regions, the latency between the active DBMS VM and the SAP application instance, when deployed in different zones, might not be acceptable for SAP business processes.

References:

<https://docs.microsoft.com/en-us/azure/virtual-machines/workloads/sap/sap-ha-availability-zones>

NEW QUESTION 24

- (Exam Topic 2)

You are planning the Azure network infrastructure for an SAP environment.

For each of the following statements, select Yes if the statement is true. Otherwise, select No.

NOTE: Each correct selection is worth one point.

Statements	Yes	No
You can segregate the SAP application layer and the DBMS layer into different virtual networks that are peered by using Global Vnet peering.	<input type="radio"/>	<input type="radio"/>
You can segregate the SAP application layer and the DBMS layer into different subnets in the same virtual network.	<input type="radio"/>	<input type="radio"/>
If you segregate the SAP application layer and the DBMS layer into different peered virtual networks, you will incur costs for the data transferred between the virtual networks.	<input type="radio"/>	<input type="radio"/>

- A. Mastered
 B. Not Mastered

Answer: A

Explanation:

Box 1: Yes

Box 2: No

A design that's not supported is the segregation of the SAP application layer and the DBMS layer into different Azure virtual networks that aren't peered with each other. We recommend that you segregate the SAP application layer and DBMS layer by using subnets within an Azure virtual network instead of by using different Azure virtual networks.

Box 3: Yes

Be aware that network traffic between two peered Azure virtual networks is subject to transfer costs. Huge data volume that consists of many terabytes is exchanged between the SAP application layer and the DBMS layer. You can accumulate substantial costs if the SAP application layer and DBMS layer are segregated between two peered Azure virtual networks.

References:

https://docs.microsoft.com/en-us/azure/virtual-machines/workloads/sap/dbms_guide_general

NEW QUESTION 25

- (Exam Topic 2)

You plan to migrate an SAP environment to Azure.

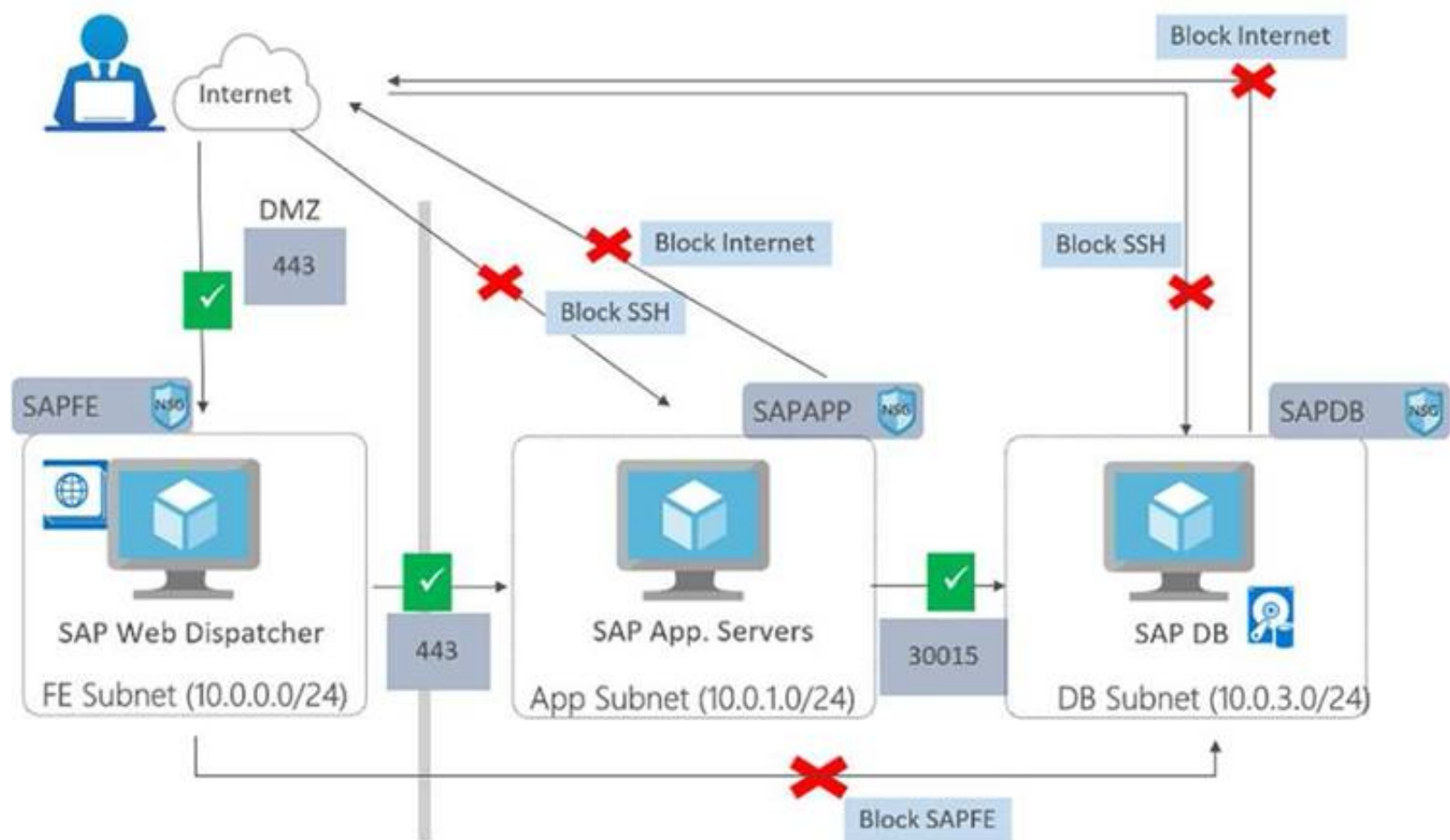
You need to create a design to facilitate end-user access to SAP applications over the Internet, while restricting user access to the virtual machines of the SAP application servers. What should you include in the design?

- A. Configure a public IP address for each SAP application server
 B. Deploy an internal Azure Standard Load Balancer for incoming connections
 C. Use an SAP Web Dispatcher to route all incoming connections
 D. Configure point-to-site VPN connections for each user

Answer: C

Explanation:

- A public internet user can reach the SAP Web-Dispatcher over port 443
- The SAP Web-Dispatcher can reach the SAP Application server over port 443
- The App Subnet accepts traffic on port 443 from 10.0.0.0/24
- The SAP Application server sends traffic on port 30015 to the SAP DB server
- The DB subnet accepts traffic on port 30015 from 10.0.1.0/24.
- Public Internet Access is blocked on both App Subnet and DB Subnet.



References:
https://azure.microsoft.com/en-in/blog/sap-on-azure-architecture-designing-for-security/

NEW QUESTION 30

- (Exam Topic 2)
You migrate an SAP environment to Azure.
You need to inspect all the outbound traffic from the SAP application servers to the Internet. Which two Azure resources should you use? Each correct answer presents part of the solution. Network Performance Monitor

- A. Azure Firewall
- B. Azure Traffic Manager
- C. Azure Load Balancer NAT rules
- D. Azure user-defined routes
- E. a web application firewall (WAF) for Azure Application Gateway

Answer: BE

NEW QUESTION 33

- (Exam Topic 2)
You are deploying an SAP environment across Azure Availability Zones. The environment has the following components:
➤ ASCS/ERS instances that use a failover cluster
➤ SAP application servers across the Azure Availability Zones
➤ Database high availability by using a native database solution
For each of the following statements, select Yes if the statement is true. Otherwise, select No.
NOTE: Each correct selection is worth one point.

Statements	Yes	No
Network latency is a limiting factor when deploying DBMS instances that use synchronous replication across the Azure Availability Zones.	<input type="radio"/>	<input type="radio"/>
The performance of SAP systems can be validated by using ABAPMeter.	<input type="radio"/>	<input type="radio"/>
To help identify the best Azure Availability Zones for deploying the SAP components, you can use NIPING to verify network latency between the zones.	<input type="radio"/>	<input type="radio"/>

- A. Mastered
- B. Not Mastered

Answer: A

Explanation:
Box 1: No
Azure Availability Zones are physically separate locations within an Azure region protecting customers' applications and data from datacenter-level failures. It is good for applications that require low-latency synchronous replication with protection from datacenter-level failures.
Box 2: Yes
AAP application server to database server latency can be tested with ABAPMeter report /SSA/CAT. Box 3: Yes

To analyze network issue or measure network metrics you can test the connection using SAP's NIPING program. You can use NIPING to analyze the network connection between any two machines running SAP software.

Reference:

<https://azure.microsoft.com/sv-se/blog/azure-availability-zones-expand-with-new-services-and-to-new-regions-i> <https://azure.microsoft.com/en-us/blog/sap-on-azure-architecture-designing-for-performance-and-scalability/> <https://wiki.scn.sap.com/wiki/pages/viewpage.action?pageId=360974069>

NEW QUESTION 34

- (Exam Topic 2)

You have an SAP environment on Azure that uses multiple subscriptions.

To meet GDPR requirements, you need to ensure that virtual machines are deployed only to the West Europe and North Europe Azure regions.

Which Azure components should you use?

- A. Azure resource locks and the Compliance admin center
- B. Azure resource groups and role-based access control (RBAC)
- C. Azure management groups and Azure Policy
- D. Azure Security Center and Azure Active Directory (Azure AD) groups

Answer: C

Explanation:

Azure Policy enables you to set policies to conform to the GDPR. Azure Policy is generally available today at no additional cost to Azure customers. You can use Azure Policy to define and enforce policies that help your cloud environment become compliant with internal policies as well as external regulations.

Azure Policy is deeply integrated into Azure Resource Manager and applies across all resources in Azure. Individual policies can be grouped into initiatives to quickly implement multiple rules. You can also use Azure Policy in a wide range of compliance scenarios, such as ensuring that your data is encrypted or remains in a specific region as part of GDPR compliance. Microsoft is the only hyperscale cloud provider to offer this level of policy integration built in to the platform for no additional charge.

References:

<https://azure.microsoft.com/de-de/blog/new-capabilities-to-enable-robust-gdpr-compliance/>

NEW QUESTION 37

- (Exam Topic 2)

You plan to migrate an SAP HANA instance to Azure.

You need to gather CPU metrics from the last 24 hours from the instance.

Solution: You query views from SAP HANA Studio. Does this meet the goal?

- A. Yes
- B. No

Answer: B

Explanation:

The SAP HANA cockpit provides a single point of access to a range of SAP HANA administration and monitoring tasks. It is used to monitor and ensure the overall health of the system.

The HANA Monitoring dashboard also visualizes key HANA Metrics of SAP HANA system. References:

<https://developers.sap.com/tutorials/dt-monitoring-hana-part1.html> <https://www.hanatutorials.com/p/hana-monitoring-dashboard.html>

NEW QUESTION 42

- (Exam Topic 2)

For each of the following statements, select Yes if the statement is true. Otherwise, select No.

NOTE: Each correct selection is worth one point.

Statements	Yes	No
Azure AD Connect is required to sign into Linux virtual machines hosted in Azure.	<input type="radio"/>	<input type="radio"/>
An SAP application server that runs on a Linux virtual machine in Azure must be joined to Active Directory.	<input type="radio"/>	<input type="radio"/>
Before you can sign into an SAP application server that runs on a Linux virtual machine in Azure, you must create a Managed Service Identity (MSI).	<input type="radio"/>	<input type="radio"/>

- A. Mastered
- B. Not Mastered

Answer: A

Explanation:

Box 1: No

To log in to a Linux VM with Azure AD credentials, install the Azure Active Directory login VM extension. Note: Azure AD Connect is the Microsoft tool designed to meet and accomplish your hybrid identity goals. Box 2: Yes

If you deploy SAP VMs in a cross-premises scenario, where on-premises Active Directory and DNS are extended in Azure, it is expected that the VMs are joining

an on-premises domain.

Box 3: No

References:

<https://docs.microsoft.com/en-us/azure/virtual-machines/workloads/sap/deployment-guide>

NEW QUESTION 47

- (Exam Topic 2)

You have an on-premises SAP environment.

Backups are performed by using tape backups. There are 50 TB of backups.

A Windows file server has BMP images of checks used by SAP Finance. There are 9 TB of images.

You need to recommend a method to migrate the images and the tape backups to Azure. The solution must maintain continuous replication of the images.

What should you include in the recommendation? To answer, select the appropriate options in the answer area.

NOTE: Each correct selection is worth one point.

Tape backups:	<div><div></div><div>AzCopy</div><div>Azure Data Box Edge</div><div>Azure Databox</div><div>Azure Storage Explorer</div></div>
File server:	<div><div></div><div>AzCopy</div><div>Azure Data Box Edge</div><div>Azure Databox</div><div>Azure Storage Explorer</div></div>

- A. Mastered
- B. Not Mastered

Answer: A

Explanation:

Tape backups: Azure DataBox

The Microsoft Azure Data Box cloud solution lets you send terabytes of data into Azure in a quick, inexpensive, and reliable way. The secure data transfer is accelerated by shipping you a proprietary Data Box storage device. Each storage device has a maximum usable storage capacity of 80 TB and is transported to your datacenter through a regional carrier. The device has a rugged casing to protect and secure data during the transit.

File server: Azure Storage Explorer

Azure Storage Explorer is an application which helps you to easily access the Azure storage account through any device on any platform, be it Windows, MacOS, or Linux. You can easily connect to your subscription and manipulate your tables, blobs, queues, and files.

NEW QUESTION 48

- (Exam Topic 2)

You have a large and complex SAP environment on Azure.

You are designing a training landscape that will be used 10 times a year.

You need to recommend a solution to create the training landscape. The solution must meet the following requirements:

- Minimize the effort to build the training landscape.
- Minimize costs.

In which order should you recommend the actions be performed for the first training session? To answer, move all actions from the list of actions to the answer area and arrange them in the correct order.

Actions

Build the training landscape

Create a custom image by using the snapshot

Deliver the training

Take a snapshot of the virtual machine disks

Shut down and delete the virtual machines

Answer Area

⏪

⏩

⏴

⏵

- A. Mastered
B. Not Mastered

Answer: A

Explanation:

References:

<https://docs.microsoft.com/en-us/azure/virtual-machines/workloads/sap/planning-guide>

NEW QUESTION 51

- (Exam Topic 2)

You are planning high availability for an SAP environment on Azure. The SAP environment will use datacenters in to different zones.

Testing shows that the latency between the two zones supports synchronous DBMS replication.

You need to design a solution to ensure that SAP services are available if an Azure datacenter within a zone fails. The solution must meet the following requirements:

- * Provide automatic failover
- * Minimize costs

Which high availability configuration meet the requirements?

- A. Azure Availability Zones with an active/passive deployment
B. Azure Site Recovery
C. Azure Availability Sets with active/passive clustering
D. Azure Availability Sets with active/active clustering

Answer: D

NEW QUESTION 53

- (Exam Topic 2)

You are deploying an SAP environment on Azure that will use an SAP HANA database server.

You provision an Azure virtual machine for SAP HANA by using the M64s virtual machine SKU.

You need to set the swap space by using the Microsoft Azure Linux Agent (waagent) configuration file. Which two settings should you configure? Each correct answer presents part of the solution.

NOTE: Each correct selection is worth one point.

- A. ResourceDisk.EnableSwapEncryption=n
B. AutoUpdate.Enabled=n
C. ResourceDisk.SwapSizeMB=229376
D. ResourceDisk.EnableSwap=y

Answer: CD

Explanation:

To create a swap file in the directory that's defined by the ResourceDisk.MountPoint parameter, you can update the /etc/waagent.conf file by setting the following three parameters:

ResourceDisk.Format=y ResourceDisk.EnableSwap=y ResourceDisk.SwapSizeMB=xx References:

<https://support.microsoft.com/en-us/help/4010058/how-to-add-a-swap-file-in-linux-azure-virtual-machines>

NEW QUESTION 57

- (Exam Topic 2)

For each of the following statements, select Yes if the statement is true. Otherwise, select No.

NOTE: Each correct selection is worth one point.

Statements	Yes	No
Enabling Accelerated Networking on an SAP application server will decrease CPU usage.	<input type="radio"/>	<input type="radio"/>
Enabling Accelerated Networking on an SAP application server will increase jitter.	<input type="radio"/>	<input type="radio"/>
You can enable Accelerated Networking on any Azure virtual machine.	<input type="radio"/>	<input type="radio"/>

- A. Mastered
 B. Not Mastered

Answer: A

Explanation:

Box 1: Yes

By moving much of Azure's software-defined networking stack off the CPUs and into FPGA-based SmartNICs, compute cycles are reclaimed by end user applications, putting less load on the VM, decreasing jitter and inconsistency in latency.

Box 2: Yes

Box 3: No

Accelerated Networking (AN) is generally available (GA) and widely available for Windows and the latest distributions of Linux

References:

<https://azure.microsoft.com/en-us/blog/maximize-your-vm-s-performance-with-accelerated-networking-now-ge>

NEW QUESTION 62

- (Exam Topic 2)

You need direct connectivity from an on-premises network to SAP HANA (Large Instances). The solution must meet the following requirements:

- Minimize administrative effort.
- Provide the highest level of resiliency. What should you use?

- A. ExpressRoute Global Reach
 B. Linux IPTables
 C. ExpressRoute
 D. NGINX as a reverse proxy

Answer: C

Explanation:

The Azure network functionality used is:

Azure virtual networks are connected to the ExpressRoute circuit that connects to your on-premises network assets.

An ExpressRoute circuit that connects on-premises to Azure should have a minimum bandwidth of 1 Gbps or higher. This minimal bandwidth allows adequate bandwidth for the transfer of data between on-premises systems and systems that run on VMs. It also allows adequate bandwidth for connection to Azure systems from on-premises users.

All SAP systems in Azure are set up in virtual networks to communicate with each other. References:

<https://docs.microsoft.com/en-us/azure/virtual-machines/workloads/sap/hana-network-architecture>

NEW QUESTION 63

- (Exam Topic 2)

You plan to migrate an SAP HANA instance to Azure.

You need to gather CPU metrics from the last 24 hours from the instance. Solution: You use Monitoring from the SAP HANA Cockpit.

Does this meet the goal?

- A. Yes
 B. No

Answer: A

Explanation:

The SAP HANA cockpit provides a single point of access to a range of SAP HANA administration and monitoring tasks. It is used to monitor and ensure the overall health of the system.

The HANA Monitoring dashboard also visualizes key HANA Metrics of SAP HANA system. Reference:

<https://developers.sap.com/tutorials/dt-monitoring-hana-part1.html> <https://help.sap.com/viewer/afa922439b204e9caf22c78b6b69e4f2/2.10.0.0/en-US>

<https://www.hanatutorials.com/p/hana-monitoring-dashboard.html>

NEW QUESTION 68

- (Exam Topic 2)

You plan to migrate an on-premises SAP development system to Azure.
Before the migration, you need to check the usage of the source system hardware, such as CPU, memory, network, etc.
Which transaction should you run from SAP GUI?

- A. SM51
- B. DB01
- C. DB12
- D. OS07N

Answer: D

Explanation:
SAP transaction OS07N (Remote Operating System Activity) is classified in the Basis Component module under application component Operating System Monitors and runs Monitoring Operating System program RSHOST1N upon execution.

NEW QUESTION 71

- (Exam Topic 2)
You plan to deploy an SAP environment on Azure that will use Azure Availability Zones. Which load balancing solution supports the deployment?

- A. Azure Basic Load Balancer
- B. Azure Standard Load Balancer
- C. Azure Application Gateway v1 SKU

Answer: B

Explanation:
When you deploy Azure VMs across Availability Zones and establish failover solutions within the same Azure region, some restrictions apply:
➤ You can't use an Azure Basic Load Balancer to create failover cluster solutions based on Windows Server Failover Clustering or Linux Pacemaker. Instead, you need to use the Azure Standard Load Balancer SKU.
References:
<https://docs.microsoft.com/en-us/azure/virtual-machines/workloads/sap/sap-ha-availability-zones>

NEW QUESTION 73

- (Exam Topic 2)
You migrate SAP ERP Central Component (SAP ECC) production and non-production landscapes to Azure. You are licensed for SAP Landscape Management (LaMa).
You need to refresh from the production landscape to the non-production landscape.
Which four actions should you perform in sequence? To answer, move the appropriate actions from the list of actions to the answer area and arrange them in the correct order.

Actions

From the Azure portal, create a service principal

From the Cloud Managers tab in LaMa, add an adapter

From SAP Solution Manager, deploy the LaMa adapter

Add permissions to the service principal

Install and configure LaMa on an SAP NetWeaver instance

Answer Area

⬅

➡

⬆

⬆

- A. Mastered
- B. Not Mastered

Answer: A

Explanation:
Step 1: From the Azure portal, create a service principal
The Azure connector can use a Service Principal to authorize against Microsoft Azure. Follow these steps to create a Service Principal for SAP Landscape Management (LaMa).
Step 2: Add permissions to the service principal
The Service Principal does not have permissions to access your Azure resources by default. You need to give the Service Principal permissions to access them.
Step 3: From the Cloud Managers tab in LaMa, add an adapter Create a new connector in SAP LaMa
Open the SAP LaMa website and navigate to Infrastructure. Go to tab Cloud Managers and click on Add. Select the Microsoft Azure Cloud Adapter
Step 4: Install and configure LaMa on an SAP NetWeater instance Provision a new adaptive SAP system

You can manually deploy a new virtual machine or use one of the Azure templates in the quickstart repository. It contains templates for SAP NetWeaver ASCS, SAP NetWeaver application servers, and the database. You can also use these templates to provision new hosts as part of a system copy/clone etc.
Note: To support customers on their journey into a cloud model (hybrid or entirely public cloud), SAP and Microsoft partnered to create an adapter that integrates the SAP management capabilities of LaMa with the IaaS advantages of Microsoft Azure.
References:
<https://docs.microsoft.com/en-us/azure/virtual-machines/workloads/sap/lama-installation>

NEW QUESTION 75

- (Exam Topic 2)

Your on-premises network contains SAP and non-SAP applications.

You have JAVA-based SAP systems that use SPNEGO for single-sign on (SSO) authentication. Your external portal uses multi-factor authentication (MFA) to authenticate users.

You plan to extend the on-premises authentication features to Azure and to migrate the SAP applications to Azure.

For each of the following statements, select Yes if the statement is true. Otherwise, select No.

NOTE: Each correct selection is worth one point.

Statements	Yes	No
Azure Active Directory (Azure AD) pass-through authentication can be used to enable MFA for on-premises users.	<input type="radio"/>	<input type="radio"/>
Azure Active Directory (Azure AD) password hash synchronization ensures that users can use on their on-premise credentials to authenticate to ABAP-based SAP systems on Azure.	<input type="radio"/>	<input type="radio"/>
Active Directory Federation Services (AD FS) can be used to enable MFA for on-premises users.	<input type="radio"/>	<input type="radio"/>

- A. Mastered
- B. Not Mastered

Answer: A

Explanation:

Box 1: No

Need AD FS for MFA. See box 3.

Note: Azure Active Directory (Azure AD) Pass-through Authentication allows your users to sign in to both on-premises and cloud-based applications using the same passwords. This feature is an alternative to Azure AD Password Hash Synchronization (see Box 2).

Box 2: Yes

Password hash synchronization is one of the sign-in methods used to accomplish hybrid identity. Azure AD Connect synchronizes a hash, of the hash, of a user's password from an on-premises Active Directory instance to a cloud-based Azure AD instance.

Password hash synchronization is an extension to the directory synchronization feature implemented by Azure AD Connect sync. You can use this feature to sign in to Azure AD services like Office 365. You sign in to the service by using the same password you use to sign in to your on-premises Active Directory instance.

Box 3: Yes

If your organization is federated with Azure AD, you can use Azure Multi-Factor Authentication to secure AD FS resources, both on-premises and in the cloud.

Azure MFA enables you to eliminate passwords and provide a more secure way to authenticate.

References:

<https://docs.microsoft.com/en-us/azure/active-directory/hybrid/whatis-phs>

<https://docs.microsoft.com/en-us/windows-server/identity/ad-fs/operations/configure-ad-fs-and-azure-mfa>

NEW QUESTION 78

- (Exam Topic 2)

You have an on-premises SAP environment hosted on VMware vSphere that uses Microsoft SQL Server as the database platform.

You plan to migrate the environment to Azure. The database platform will remain the same. You need gather information to size the target Azure environment for the migration.

What should you use?

- A. the SAP EarlyWatch report
- B. Azure Advisor
- C. the SAP HANA sizing report
- D. Azure Monitor

Answer: B

Explanation:

Azure Advisor provides recommendations for Application Gateway, App Services, availability sets, Azure Cache, Azure Data Factory, Azure Database for MySQL, Azure Database for PostgreSQL, Azure Database for MariaDB, Azure ExpressRoute, Azure Cosmos DB, Azure public IP addresses, SQL Data Warehouse, SQL servers, storage accounts, Traffic Manager profiles, and virtual machines.

Note: Advisor is a personalized cloud consultant that helps you follow best practices to optimize your Azure deployments. It analyzes your resource configuration and usage telemetry and then recommends solutions that can help you improve the cost effectiveness, performance, high availability, and security of your Azure resources.

With Advisor, you can:

Get proactive, actionable, and personalized best practices recommendations.

Improve the performance, security, and high availability of your resources, as you identify opportunities to reduce your overall Azure spend.

Get recommendations with proposed actions inline. Reference:

<https://docs.microsoft.com/en-us/azure/advisor/advisor-overview>

NEW QUESTION 83

.....

Thank You for Trying Our Product

We offer two products:

1st - We have Practice Tests Software with Actual Exam Questions

2nd - Questions and Answers in PDF Format

AZ-120 Practice Exam Features:

- * AZ-120 Questions and Answers Updated Frequently
- * AZ-120 Practice Questions Verified by Expert Senior Certified Staff
- * AZ-120 Most Realistic Questions that Guarantee you a Pass on Your FirstTry
- * AZ-120 Practice Test Questions in Multiple Choice Formats and Updatesfor 1 Year

100% Actual & Verified — Instant Download, Please Click
[Order The AZ-120 Practice Test Here](#)