



**HP**

## **Exam Questions HPE6-A72**

Aruba Certified Switching Associate Exam

### NEW QUESTION 1

Refer to the exhibit.

Internet Protocol Version 4 (TCP/IPv4) Properties

General

You can get IP settings assigned automatically if your network supports this capability. Otherwise, you need to ask your network administrator for the appropriate IP settings.

☐ Obtain an IP address automatically

☒ Use the following IP address:

IP address: 10 . 177 . 213 . 75

Subnet mask: 255 . 255 . 248 . 0

Default gateway: 10 . 177 . 208 . 1

☐ Obtain DNS server address automatically

☒ Use the following DNS server addresses:

Preferred DNS server: . . .

Alternate DNS server: . . .

☐ Validate settings upon exit

Advanced...

OK Cancel

Using the static IP address configured above, what is the converted binary value of the third octet assigned to the local interface?

- A. 11010101
- B. 10110001
- C. 01001011
- D. 11111000

Answer: A

### NEW QUESTION 2

Refer to the exhibit.

```
Core-1# show interface mgmt
  Address Mode           : static
  Admin State           : up
  Mac Address           : 90:20:c2:bc:8e:01
  IPv4 address/subnet-mask : 10.1.1.1/24
  Default gateway IPv4   : 10.1.1.254
  IPv6 address/prefix    :
  IPv6 link local address/prefix:
  Default gateway IPv6   :
  Primary Nameserver     : 10.254.1.21
  Secondary Nameserver    :
Core-1# ping 10.1.1.254
connect: Network is unreachable
Core-1#
```

What change on Core-1 will result in a successful ping to 10.1.1.254 from the management interface?

- A. Use the command ping 10.1.1.254 vrf mgmt
- B. Use the command ping 10.1.1.254/24
- C. Change the Core-1 management address to 10.1.1.1/25 first
- D. The destination 10.1.1.254 requires configuring a static route

Answer: A

### NEW QUESTION 3

Refer to the exhibit.



The Aruba 8400 in the exhibit is member 2 of a VSX stack.

Which command will enter the interface sub configuration mode for the port, indicated by the orange square?

- A. 8400(config)# interface 2/4/15
- B. 8400(config)# interface 1/7/16
- C. 8400(config)# interface 1/4/15
- D. 8400(config)# interface 2/3/17

**Answer: A**

#### NEW QUESTION 4

What are two features of the three-tier designs? (Choose two.)

- A. removes the distribution layer in favor of a spine-leaf design used in modern data center deployments
- B. adds a distribution layer to free up resources from the Core for improved performance and routing throughput
- C. a more scalable design over by leveraging a distribution layer to handle Layer 3 routing and access control in large deployments
- D. uses only Layer 2 access on the Access and the Core with Layer 3 routing and access control provided at the distribution layer
- E. is considered legacy by requiring a large flat layer-two broadcast domain from Core to Access and should be avoided

**Answer: BC**

#### NEW QUESTION 5

Your customer has 349 users in a two-story building.

What are two benefits of a 2-Tier design? (Choose two.)

- A. Layer 2 and Layer 3 protocols run close to the endpoints to better implement ACL and QoS policy at the edge.
- B. Improved performance by offloading processing from the Access layer to the Core.
- C. Use of layer 2 switches at the access layer can process and route traffic from attached APs.
- D. Support for WAN/MPLS, Internet, and Data Center directly on the Collapsed core.
- E. Provides a more cost effective solution given that no additional switches are required for a third tier.

**Answer: AE**

#### NEW QUESTION 6

Which statement is correct regarding powering an Aruba Access Point?

- A. PoE or PoE+ is only used with Ethernet that is carried over multi-mode fiber cabling.
- B. Using switchports for this reason is unnecessary, because Aruba Access Points typically use an AC to DC power adapter to draw power.
- C. PoE or PoE+ enabled switchports are rarely used given concerns about causing electrical interference, with the data also carried over Ethernet cabling.
- D. Most administrators use PoE or PoE+ enabled switchports to provide both Ethernet connectivity and power to the AP.

**Answer: D**

#### NEW QUESTION 7

Which two port characteristics must match between LAG interfaces? (Choose two.)

- A. Port number
- B. Duplex
- C. Member ID
- D. Media type
- E. Chassis number



**Answer:** BD

#### NEW QUESTION 8

The customer has 778 developers testing computer games on the network.  
 Which two actions resolve Broadcast storms? (Choose two.)

- A. Manually disable the redundant link to immediately resolve the impacted portion of the network.
- B. Utilize Spanning Tree to dynamically disable all redundant links in a segment.
- C. Setting switch ports to half-duplex will resolve Broadcast storms using Carrier Sense Multiple-Access Collision Detection (CSMA/CD).
- D. Enable single Area Open Shortest Path First (OSPF) on all Layer 2 switches, but do not enable routing.
- E. Utilize Spanning Tree to dynamically block Designated ports in addition to Alternate ports.

**Answer:** AB

#### NEW QUESTION 9

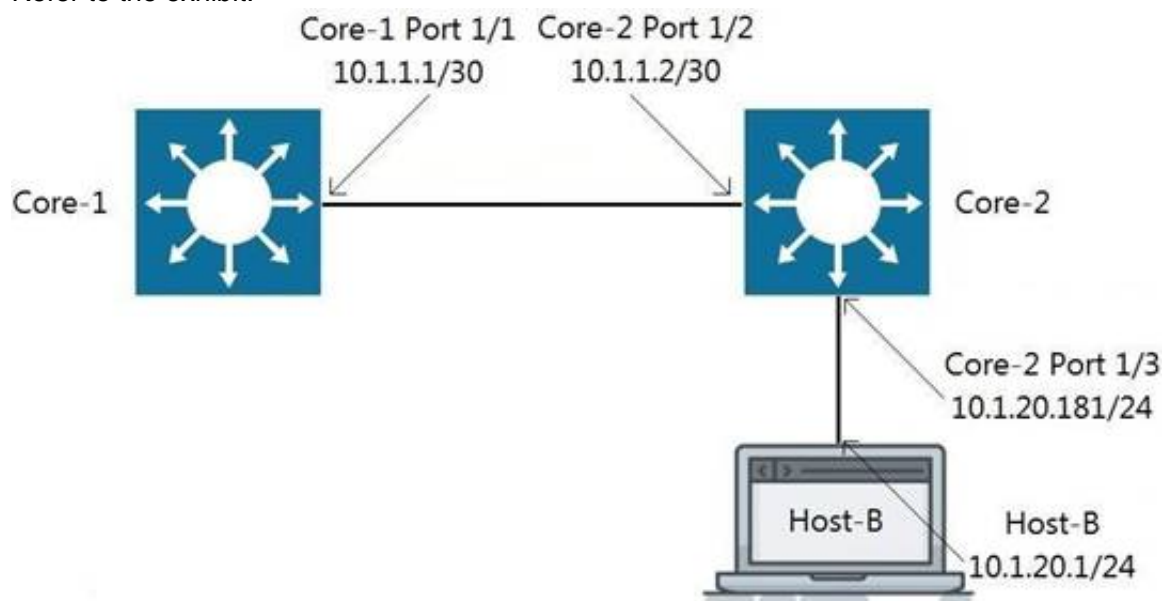
Interface 1/1/1 is up  
 Admin state is up  
 Link transitions: 1  
 Description: TO\_PC-1  
 Hardware: Ethernet, MAC Address: 00:11:22:33:44:55  
 MTU 1500  
 Type 1GbT Full-  
 duplex qos  
 trust none  
 Speed 1000 Mb/s  
 Auto-negotiation is on  
 Flow-control: off  
 Error-control: off  
 MDI mode: MDIX  
 VLAN Mode: access  
 Access VLAN: 1111  
 Which command will produce the above output?

- A. show interface vlan 1111
- B. show interface 1/1/1
- C. show interface gigabit 1/1/1
- D. show vlan 1111

**Answer:** B

#### NEW QUESTION 10

Refer to the exhibit.



Traffic is failing between Core-1 and Host-B. IP addressing has correctly been applied, and all interfaces are attached to the vrf GREEN. Which configuration will correct the issue?

- A. Core-2(config)# ip route 0.0.0.0/0 10.1.1.1 vrf GREEN Host-B: assign the default-gateway address 10.1.20.181
- B. Core-1(config)# ip route 10.1.20.0/24 10.1.1.2 vrf GREEN Host-B: assign the default-gateway address 10.1.20.181
- C. Core-1(config)# ip route 10.1.20.0/24 10.1.1.2 vrf GREEN Host-B: assign the default-gateway address 10.1.20.1
- D. Host-B: assign the default-gateway address 10.1.20.181

**Answer:** B

#### NEW QUESTION 10

What is an available command on an Aruba AOS-CX switch that would back up the secondary image to a secure remote repository?

- A. backup secondary sftp://admin@10.1.1.21/GL.10.04.0003.swi
- B. copy secondary sftp://admin@10.1.1.21/GL.10.04.0003.swi
- C. copy sftp://admin@10.1.1.21/GL.10.04.0003.swi secondary
- D. copy secondary tftp://admin@10.1.1.21/GL.10.04.0003.swi

**Answer:** B

NEW QUESTION 14

Refer to the exhibit

```
Access-1(config)# show vlan
```

VLAN	Name	Status	Reason	Type	Interfaces
1	DEFAULT_VLAN_1	up	ok	default	1/1/1-1/1/28
50	Engineering	down	no_member_port	static	

What is true regarding VLAN 50 according to the diagram above?

- A. VLAN 50 is part of a switched virtual interface (SVI) that was never routed causing it to be down.
- B. Since VLAN 50 has not been assigned to any enabled physical port, the status is down.
- C. VLAN 50 is assigned only to Trunk ports which is why no ports are listed under interfaces.
- D. VLAN 50 was never added to the vlan-database and therefore is in a down state.

Answer: B

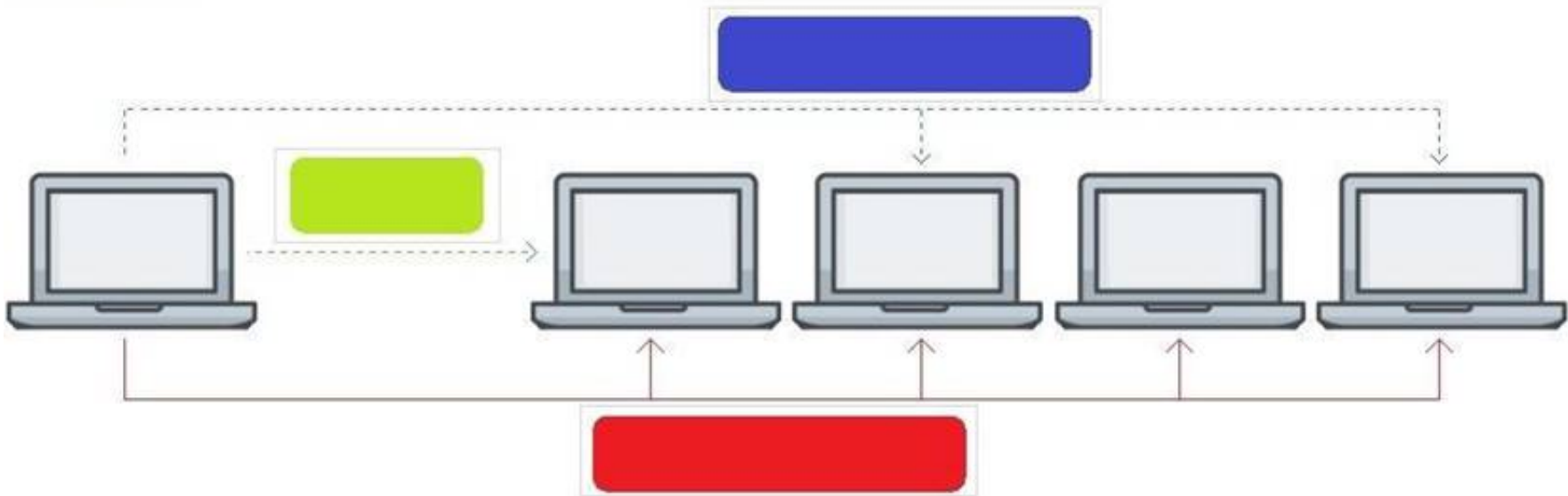
NEW QUESTION 18

HOTSPOT

Click on the colored box that corresponds with the line that best represents Unicast traffic flow.

Hot Area:

Answer Area

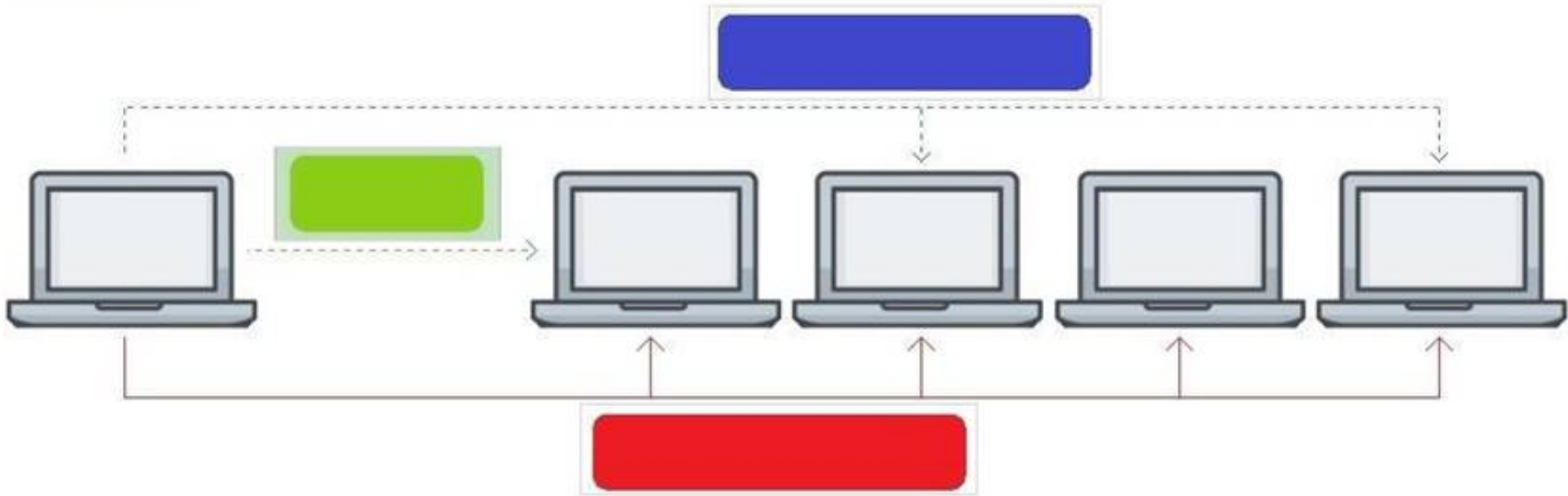


- A. Mastered
- B. Not Mastered

Answer: A

Explanation:

Answer Area



NEW QUESTION 23

What are two methods for remotely managing an Aruba AOS-CX switch? (Choose two.)

- A. SNMPv2c
- B. HTTPS
- C. USB-C console
- D. Telnet
- E. SSHCorrect

Answer: BE

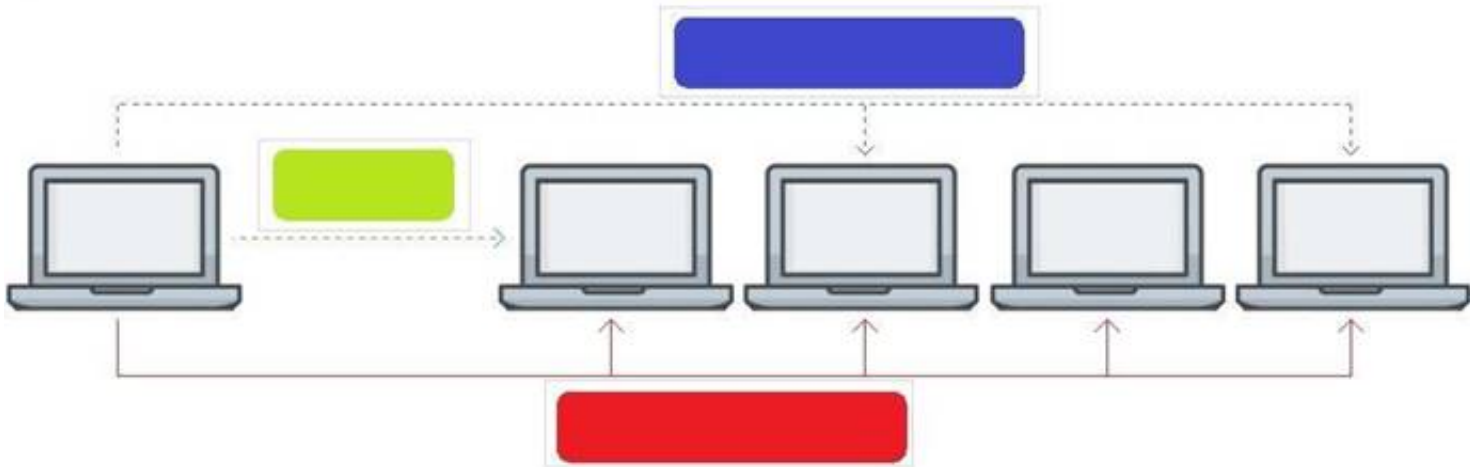
NEW QUESTION 28

HOTSPOT

Click on the colored box that corresponds with the line that best represents Broadcast traffic flow.

Hot Area:

Answer Area

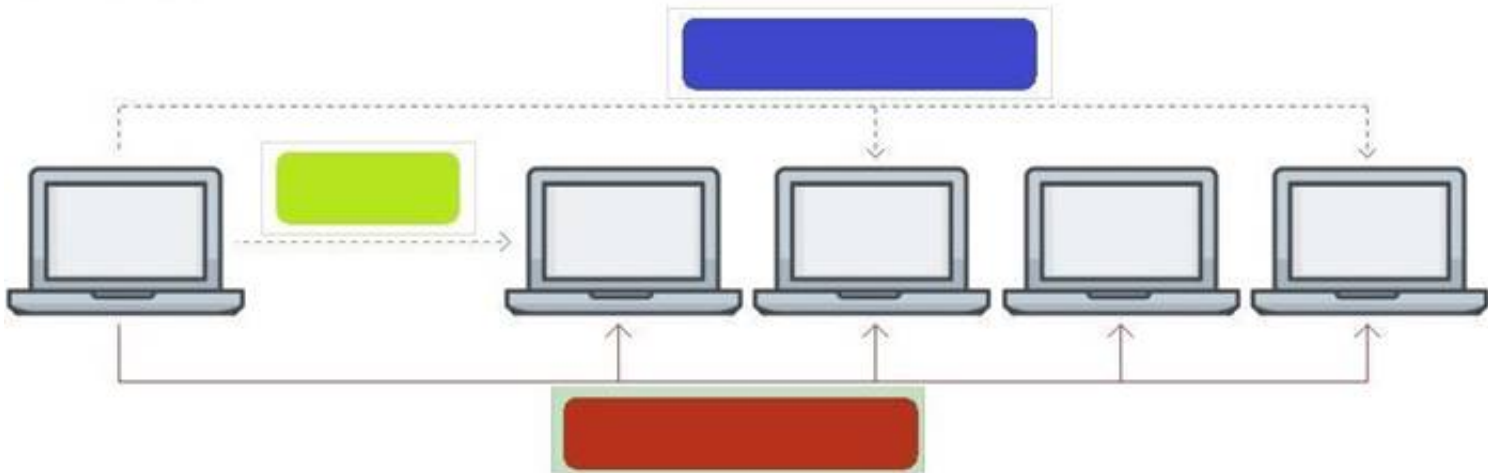


- A. Mastered
- B. Not Mastered

Answer: A

Explanation:

Answer Area



NEW QUESTION 29

Refer to the exhibit.

```
SW1# show vlan
```

VLAN	Name	Status	Reason	Type	Interfaces
1	DEFAULT_VLAN_1	up	ok	default	<output omitted>
10	Engineering	up	ok	static	1/1/1-1/1/7
20	Guest	up	ok	static	1/1/11-1/1/14

The above command was applied to an Aruba AOS-CX 6300M 24-port switch with 4-port SFP56 uplinks. All ports are set as access switchports. Which ports carry VLAN 1 traffic?

- A. 1/1/8, 1/1/10, 1/1/5-1/1/24
- B. 1/1/1-1/1/28
- C. 1/1/1-1/1/24
- D. 1/1/8-1/1/10, 1/1/5-1/1/28

Answer: D

NEW QUESTION 31

Which two commands will save the running-config so that changes will be loaded automatically on the next reboot? (Choose two.)

- A. write memory
- B. save
- C. copy config config1 config startup-config
- D. copy running-config startup-config
- E. copy running-config checkpoint boot-config

Answer: AD

NEW QUESTION 35

Which two options are correct regarding the IEEE 802.11ax standard? (Choose two.)

- A. allows transmissions of up to 4.8Gbps
- B. is an emerging satellite connection standard to allow wireless access anywhere in the world

- C. operates only in the 5GHz similar to 802.11ac
- D. operates in both the 2.4GHz and 5GHz radios bands
- E. is the first WLAN standard to no longer use electromagnetic signals to transmit data

**Answer:** AD

#### NEW QUESTION 38

.....

## Thank You for Trying Our Product

### We offer two products:

1st - We have Practice Tests Software with Actual Exam Questions

2nd - Questions and Answers in PDF Format

### HPE6-A72 Practice Exam Features:

- \* HPE6-A72 Questions and Answers Updated Frequently
- \* HPE6-A72 Practice Questions Verified by Expert Senior Certified Staff
- \* HPE6-A72 Most Realistic Questions that Guarantee you a Pass on Your FirstTry
- \* HPE6-A72 Practice Test Questions in Multiple Choice Formats and Updatesfor 1 Year

**100% Actual & Verified — Instant Download, Please Click**  
**[Order The HPE6-A72 Practice Test Here](#)**