

Cisco

Exam Questions 300-715

Implementing and Configuring Cisco Identity Services Engine (SISE)



NEW QUESTION 1

Which statement about configuring certificates for BYOD is true?

- A. An Android endpoint uses EST, whereas other operating systems use SCEP for enrollment
- B. The SAN field is populated with the end user name.
- C. An endpoint certificate is mandatory for the Cisco ISE BYOD
- D. The CN field is populated with the endpoint host name

Answer: C

NEW QUESTION 2

What is a restriction of a standalone Cisco ISE node deployment?

- A. Only the Policy Service persona can be disabled on the node.
- B. The domain name of the node cannot be changed after installation.
- C. Personas are enabled by default and cannot be edited on the node.
- D. The hostname of the node cannot be changed after installation.

Answer: C

NEW QUESTION 3

An administrator replaced a PSN in the distributed Cisco ISE environment. When endpoints authenticate to it, the devices are not getting the right profiles or attributes and as a result, are not hitting the correct policies. This was working correctly on the previous PSN. Which action must be taken to ensure the endpoints get identified?

- A. Verify that the MnT node is tracking the session.
- B. Verify the shared secret used between the switch and the PSN.
- C. Verify that the profiling service is running on the new PSN.
- D. Verify that the authentication request the PSN is receiving is not malformed.

Answer: C

NEW QUESTION 4

Drag the steps to configure a Cisco ISE node as a primary administration node from the left into the correct order on the right.

Select the check box next to the current node, and then click Edit.	Step 1
Click Save.	Step 2
Choose Administration > System > Deployment.	Step 3
Click Make Primary.	Step 4

- A. Mastered
- B. Not Mastered

Answer: A

Explanation:

https://www.cisco.com/c/en/us/td/docs/security/ise/2-4/admin_guide/b_ise_admin_guide_24/b_ise_admin_guide

Step 1

Choose Administration > System > Deployment.

The Register button will be disabled initially. To enable this button, you must configure a Primary PAN.

Step 2

Check the check box next to the current node, and click Edit.

Step 3

Click Make Primary

to configure your Primary PAN.

Step 4

Enter data on the General Settings

Step 5

tab.

Click Save to save the node configuration.

NEW QUESTION 5

A network administrator notices that after a company-wide shut down, many users cannot connect their laptops to the corporate SSID. What must be done to permit access in a timely manner?

- A. Authenticate the user's system to the secondary Cisco ISE node and move this user to the primary with the renewed certificate.

- B. Connect this system as a guest user and then redirect the web auth protocol to log in to the network.
- C. Add a certificate issue from the CA server, revoke the expired certificate, and add the new certificate in system.
- D. Allow authentication for expired certificates within the EAP-TLS section under the allowed protocols.

Answer: A

NEW QUESTION 6

An engineer is implementing Cisco ISE and needs to configure 802.1X. The port settings are configured for port-based authentication. Which command should be used to complete this configuration?

- A. dot1x pae authenticator
- B. dot1x system-auth-control
- C. authentication port-control auto
- D. aaa authentication dot1x default group radius

Answer: B

Explanation:

<https://www.cisco.com/c/en/us/td/docs/switches/lan/catalyst4500/12-2/31sg/configuration/guide/conf/dot1x>.

NEW QUESTION 7

What is a characteristic of the UDP protocol?

- A. UDP can detect when a server is down.
- B. UDP offers best-effort delivery
- C. UDP can detect when a server is slow
- D. UDP offers information about a non-existent server

Answer: B

Explanation:

<https://www.cisco.com/c/en/us/support/docs/security-vpn/remote-authentication-dial-user-service-radius/13838>

NEW QUESTION 8

An engineer is configuring web authentication and needs to allow specific protocols to permit DNS traffic. Which type of access list should be used for this configuration?

- A. reflexive ACL
- B. extended ACL
- C. standard ACL
- D. numbered ACL

Answer: B

NEW QUESTION 9

An engineer is working with a distributed deployment of Cisco ISE and needs to configure various network probes to collect a set of attributes from the endpoints on the network. Which node should be used to accomplish this task?

- A. PSN
- B. primary PAN
- C. pxGrid
- D. MnT

Answer: A

NEW QUESTION 10

An engineer is configuring a dedicated SSID for onboarding devices. Which SSID type accomplishes this configuration?

- A. dual
- B. hidden
- C. broadcast
- D. guest

Answer: A

Explanation:


<https://community.cisco.com/t5/security-documents/ise-byod-dual-vs-single-ssid-onboarding/ta-p/3641422>

https://www.youtube.com/watch?v=HH_Xasqd9k4&ab_channel=CiscoISE-IdentityServicesEngine

http://www.labminutes.com/sec0053_ise_1_1_byod_wireless_onboarding_dual_ssid

NEW QUESTION 10

Drag the Cisco ISE node types from the left onto the appropriate purposes on the right.



- A. Mastered
- B. Not Mastered

Answer: A

Explanation:

Monitoring = provides advanced monitoring and troubleshooting tools that you can use to effectively manage your network and resources

Policy Service = provides network access, posture, guest access, client provisioning, and profiling services. This persona evaluates the policies and makes all the decisions.

Administration = manages all system-related configuration and configurations that relate to functionality such as authentication, authorization, auditing, and so on

pxGrid = shares context-sensitive information from Cisco ISE to subscribers

https://www.cisco.com/c/en/us/td/docs/security/ise/1-4/admin_guide/b_ise_admin_guide_14/b_ise_admin_guide

NEW QUESTION 11

A policy is being created in order to provide device administration access to the switches on a network. There is a requirement to ensure that if the session is not actively being used, after 10 minutes, it will be disconnected. Which task must be configured in order to meet this requirement?

- A. session timeout
- B. idle time
- C. monitor
- D. set attribute as

Answer: A

Explanation:

https://www.cisco.com/c/en/us/td/docs/security/ise/2-4/admin_guide/b_ISE_admin_guide_24/m_admin_ac

NEW QUESTION 16

Which use case validates a change of authorization?

- A. An authenticated, wired EAP-capable endpoint is discovered
- B. An endpoint profiling policy is changed for authorization policy.
- C. An endpoint that is disconnected from the network is discovered
- D. Endpoints are created through device registration for the guests

Answer: B

Explanation:

https://www.cisco.com/c/en/us/td/docs/security/ise/1-2/user_guide/ise_user_guide/ise_prof_pol.html

NEW QUESTION 19

An organization wants to enable web-based guest access for both employees and visitors. The goal is to use a single portal for both user types. Which two authentication methods should be used to meet this requirement? (Choose two)

- A. LDAP
- B. 802.1X
- C. Certificate-based
- D. LOCAL
- E. MAC based

Answer: DE

NEW QUESTION 23

An administrator is configuring posture with Cisco ISE and wants to check that specific services are present on the workstations that are attempting to access the network. What must be configured to accomplish this goal?

- A. Create a registry posture condition using a non-OPSWAT API version.
- B. Create an application posture condition using a OPSWAT API version.
- C. Create a compound posture condition using a OPSWAT API version.
- D. Create a service posture condition using a non-OPSWAT API version.

Answer: D

NEW QUESTION 28

What does a fully distributed Cisco ISE deployment include?

- A. PAN and PSN on the same node while MnTs are on their own dedicated nodes.
- B. PAN and MnT on the same node while PSNs are on their own dedicated nodes.
- C. All Cisco ISE personas on their own dedicated nodes.
- D. All Cisco ISE personas are sharing the same node.

Answer: A

Explanation:

https://www.cisco.com/c/en/us/td/docs/security/ise/2-4/admin_guide/b_ISE_admin_guide_24/m_setup_cisco_is

NEW QUESTION 29

An engineer is configuring web authentication using non-standard ports and needs the switch to redirect traffic to the correct port. Which command should be used to accomplish this task?

- A. permit tcp any any eq <port number>
- B. aaa group server radius proxy
- C. ip http port <port number>
- D. aaa group server radius

Answer: C

NEW QUESTION 32

Which configuration is required in the Cisco ISE authentication policy to allow Central Web Authentication?

- A. MAB and if user not found, continue
- B. MAB and if authentication failed, continue
- C. Dot1x and if user not found, continue
- D. Dot1x and if authentication failed, continue

Answer: A

NEW QUESTION 33

A network engineer has been tasked with enabling a switch to support standard web authentication for Cisco ISE. This must include the ability to provision for URL redirection on authentication Which two commands must be entered to meet this requirement? (Choose two)

- A. Ip http secure-authentication
- B. Ip http server
- C. Ip http redirection
- D. Ip http secure-server
- E. Ip http authentication

Answer: BD

Explanation:

https://www.cisco.com/en/US/docs/switches/lan/catalyst3850/software/release/3.2_0_se/multibook/configuratio

NEW QUESTION 37

A network administrator changed a Cisco ISE deployment from pilot to production and noticed that the JVM memory utilization increased significantly. The administrator suspects this is due to replication between the nodes What must be configured to minimize performance degradation?

- A. Review the profiling policies for any misconfiguration
- B. Enable the endpoint attribute filter
- C. Change the reauthenticate interval.
- D. Ensure that Cisco ISE is updated with the latest profiler feed update

Answer: B

Explanation:

https://www.cisco.com/c/en/us/td/docs/security/ise/2-3/admin_guide/b_ise_admin_guide_23/b_ise_admin_guide

NEW QUESTION 41

An administrator is troubleshooting an endpoint that is supposed to bypass 802.1X and use MAB. The endpoint is bypassing 802.1X and successfully getting network access using MAB. however the endpoint cannot communicate because it cannot obtain an IP address. What is the problem?

- A. The DHCP probe for Cisco ISE is not working as expected.
- B. The 802.1 X timeout period is too long.
- C. The endpoint is using the wrong protocol to authenticate with Cisco ISE.
- D. An AC I on the port is blocking HTTP traffic

Answer: B

NEW QUESTION 44

Which two components are required for creating a Native Supplicant Profile within a BYOD flow? (Choose two)

- A. Windows Settings
- B. Connection Type
- C. iOS Settings
- D. Redirect ACL
- E. Operating System

Answer: BE

Explanation:

https://www.cisco.com/c/en/us/td/docs/security/ise/2-1/admin_guide/b_ise_admin_guide_21/b_ise_admin_

NEW QUESTION 47

An administrator needs to give the same level of access to the network devices when users are logging into them using TACACS+ However, the administrator must restrict certain commands based on one of three user roles that require different commands How is this accomplished without creating too many objects using Cisco ISE?

- A. Create one shell profile and multiple command sets.
- B. Create multiple shell profiles and multiple command sets.
- C. Create one shell profile and one command set.
- D. Create multiple shell profiles and one command set

Answer: A

Explanation:

https://www.cisco.com/c/en/us/td/docs/security/ise/2-1/admin_guide/b_ise_admin_guide_21/b_ise_admin_guide

https://www.youtube.com/watch?v=IIZwB71Szog&ab_channel=JasonMaynard

NEW QUESTION 49

An engineer is working with a distributed deployment of Cisco ISE and needs to configure various network probes to collect a set of attributes from the used to accomplish this task?

- A. policy service
- B. monitoring
- C. pxGrid
- D. primary policy administrator

Answer: B

NEW QUESTION 52

When creating a policy within Cisco ISE for network access control, the administrator wants to allow different access restrictions based upon the wireless SSID to which the device is connecting. Which policy condition must be used in order to accomplish this?

- A. Network Access NetworkDeviceName CONTAINS <SSID Name>
- B. DEVICE Device Type CONTAINS <SSID Name>
- C. Radius Called-Station-ID CONTAINS <SSID Name>
- D. Airespace Airespace-Wlan-Id CONTAINS <SSID Name>

Answer: C

Explanation:

<https://www.cisco.com/c/en/us/support/docs/security/identity-services-engine/115734-ise-policies-ssid-00.h>

NEW QUESTION 55

Which two ports must be open between Cisco ISE and the client when you configure posture on Cisco ISE? (Choose two).

- A. TCP 8443
- B. TCP 8906
- C. TCP 443
- D. TCP 80
- E. TCP 8905

Answer: AE

NEW QUESTION 59

What are two components of the posture requirement when configuring Cisco ISE posture? (Choose two)

- A. updates
- B. remediation actions
- C. Client Provisioning portal
- D. conditions
- E. access policy

Answer: BD

NEW QUESTION 60

Which two fields are available when creating an endpoint on the context visibility page of Cisco IS? (Choose two)

- A. Policy Assignment
- B. Endpoint Family
- C. Identity Group Assignment
- D. Security Group Tag
- E. IP Address

Answer: AC

NEW QUESTION 61

An engineer is configuring ISE for network device administration and has devices that support both protocols. What are two benefits of choosing TACACS+ over RADUs for these devices? (Choose two.)

- A. TACACS+ is FIPS compliant while RADIUS is not
- B. TACACS+ is designed for network access control while RADIUS is designed for role-based access.
- C. TACACS+ uses secure EAP-TLS while RADIUS does not.
- D. TACACS+ provides the ability to authorize specific commands while RADIUS does not
- E. TACACS+ encrypts the entire payload being sent while RADIUS only encrypts the password.

Answer: DE

NEW QUESTION 64

An engineer is creating a new authorization policy to give the endpoints access to VLAN 310 upon successful authentication The administrator tests the 802.1X authentication for the endpoint and sees that it is authenticating successfully What must be done to ensure that the endpoint is placed into the correct VLAN?

- A. Configure the switchport access vlan 310 command on the switch port
- B. Ensure that the security group is not preventing the endpoint from being in VLAN 310
- C. Add VLAN 310 in the common tasks of the authorization profile
- D. Ensure that the endpoint is using The correct policy set

Answer: C

NEW QUESTION 65

An engineer is configuring Cisco ISE for guest services They would like to have any unregistered guests redirected to the guest portal for authentication then have a CoA provide them with full access to the network that is segmented via firewalls Why is the given configuration failing to accomplish this goal?

- A. The Guest Flow condition is not in the line that gives access to the quest portal
- B. The Network_Access_Authentication_Passed condition will not work with guest services for portal access.
- C. The Permit Access result is not set to restricted access in its policy line
- D. The Guest Portal and Guest Access policy lines are in the wrong order

Answer: D

NEW QUESTION 67

What service can be enabled on the Cisco ISE node to identity the types of devices connecting to a network?

- A. MAB
- B. profiling
- C. posture
- D. central web authentication

Answer: B

NEW QUESTION 68

A network engineer must enforce access control using special tags, without re-engineering the network design. Which feature should be configured to achieve this in a scalable manner?

- A. SGT
- B. dACL
- C. VLAN
- D. RBAC

Answer: A

NEW QUESTION 71

When configuring Active Directory groups, what does the Cisco ISE use to resolve ambiguous group names?

- A. MIB
- B. TGT
- C. OMAB
- D. SID

Answer: D

NEW QUESTION 76

An engineer is configuring the remote access VPN to use Cisco ISE for AAA and needs to conduct posture checks on the connecting endpoints After the endpoint

connects, it receives its initial authorization result and continues onto the compliance scan What must be done for this AAA configuration to allow compliant access to the network?

- A. Configure the posture authorization so it defaults to unknown status
- B. Fix the CoA port number
- C. Ensure that authorization only mode is not enabled
- D. Enable dynamic authorization within the AAA server group

Answer: D

NEW QUESTION 81

An administrator is configuring sponsored guest access using Cisco ISE Access must be restricted to the sponsor portal to ensure that only necessary employees can issue sponsored accounts and employees must be classified to do so What must be done to accomplish this task?

- A. Configure an identity-based access list in Cisco ISE to restrict the users allowed to login
- B. Edit the sponsor portal to only accept members from the selected groups
- C. Modify the sponsor groups assigned to reflect the desired user groups
- D. Create an authorization rule using the Guest Flow condition to authorize the administrators

Answer: C

NEW QUESTION 83

A laptop was stolen and a network engineer added it to the block list endpoint identity group What must be done on a new Cisco ISE deployment to redirect the laptop and restrict access?

- A. Select DenyAccess within the authorization policy.
- B. Ensure that access to port 8443 is allowed within the ACL.
- C. Ensure that access to port 8444 is allowed within the ACL.
- D. Select DROP under If Auth fail within the authentication policy.

Answer: C

Explanation:

https://www.cisco.com/c/en/us/td/docs/security/ise/1-3/admin_guide/b_ise_admin_guide_13/b_ise_admin_guide

NEW QUESTION 88

An administrator must block access to BYOD endpoints that were onboarded without a certificate and have been reported as stolen in the Cisco ISE My Devices Portal. Which condition must be used when configuring an authorization policy that sets DenyAccess permission?

- A. Endpoint Identity Group is Blocklist, and the BYOD state is Registered.
- B. Endpoint Identify Group is Blocklist, and the BYOD state is Pending.
- C. Endpoint Identity Group is Blocklist, and the BYOD state is Lost.
- D. Endpoint Identity Group is Blocklist, and the BYOD state is Reinstate.

Answer: A

Explanation:

https://www.cisco.com/c/en/us/td/docs/security/ise/2-6/admin_guide/b_ISE_26_admin_guide/b_ISE_admin_26_

NEW QUESTION 89

An engineer tests Cisco ISE posture services on the network and must configure the compliance module to automatically download and install on endpoints Which action accomplishes this task for VPN users?

- A. Create a Cisco AnyConnect configuration and Client Provisioning policy within Cisco ISE.
- B. Configure the compliance module to be downloaded from within the posture policy.
- C. Push the compliance module from Cisco FTD prior to attempting posture.
- D. Use a compound posture condition to check for the compliance module and download if needed.

Answer: A

NEW QUESTION 93

There are several devices on a network that are considered critical and need to be placed into the ISE database and a policy used for them. The organization does not want to use profiling. What must be done to accomplish this goal?

- A. Enter the MAC address in the correct Endpoint Identity Group.
- B. Enter the MAC address in the correct Logical Profile.
- C. Enter the IP address in the correct Logical Profile.
- D. Enter the IP address in the correct Endpoint Identity Group.

Answer: A

NEW QUESTION 98

Which two default guest portals are available with Cisco ISE? (Choose two.)

- A. visitor
- B. WIFI-access

- C. self-registered
- D. central web authentication
- E. sponsored

Answer: CE

NEW QUESTION 101

A network administrator has just added a front desk receptionist account to the Cisco ISE Guest Service sponsor group. Using the Cisco ISE Guest Sponsor Portal, which guest services can the receptionist provide?

- A. Keep track of guest user activities
- B. Configure authorization settings for guest users
- C. Create and manage guest user accounts
- D. Authenticate guest users to Cisco ISE

Answer: C

NEW QUESTION 104

Which type of identity store allows for creating single-use access credentials in Cisco ISE?

- A. OpenLDAP
- B. Local
- C. PKI
- D. RSA SecurID

Answer: D

NEW QUESTION 106

While configuring Cisco TrustSec on Cisco IOS devices the engineer must set the CTS device ID and password in order for the devices to authenticate with each other. However after this is complete the devices are not able to property authenticate What issue would cause this to happen even if the device ID and passwords are correct?

- A. The device aliases are not matching
- B. The 5GT mappings have not been defined
- C. The devices are missing the configuration cts credentials trustsec verify 1
- D. EAP-FAST is not enabled

Answer: B

NEW QUESTION 111

An administrator for a small network is configuring Cisco ISE to provide dynamic network access to users. Management needs Cisco ISE to not automatically trigger a CoA whenever a profile change is detected. Instead, the administrator needs to verify the new profile and manually trigger a CoA. What must be configuring in the profiler to accomplish this goal?

- A. Port Bounce
- B. No CoA
- C. Session Query
- D. Reauth

Answer: B

Explanation:

<https://ciscocustomer.lookbookhq.com/iseguidedjourney/ISE-profiling-policies>

NEW QUESTION 112

An organization is implementing Cisco ISE posture services and must ensure that a host-based firewall is in place on every Windows and Mac computer that attempts to access the network They have multiple vendors' firewall applications for their devices, so the engineers creating the policies are unable to use a specific application check in order to validate the posture for this What should be done to enable this type of posture check?

- A. Use the file registry condition to ensure that the firewal is installed and running appropriately.
- B. Use a compound condition to look for the Windows or Mac native firewall applications.
- C. Enable the default rewall condition to check for any vendor rewall application.
- D. Enable the default application condition to identify the applications installed and validade the rewall app.

Answer: C

Explanation:

https://www.youtube.com/watch?v=6Kj8P8Hn7dY&t=109s&ab_channel=CiscoISE-IdentityServicesEngine

NEW QUESTION 113

If a user reports a device lost or stolen, which portal should be used to prevent the device from accessing the network while still providing information about why the device is blocked?

- A. Client Provisioning
- B. Guest
- C. BYOD

D. Blacklist

Answer: D

Explanation:

https://www.cisco.com/c/en/us/td/docs/solutions/Enterprise/Borderless_Networks/Unified_Access/BYOD_Desig.html The Blacklist identity group is system generated and maintained by ISE to prevent access to lost or stolen devices. In this design guide, two authorization profiles are used to enforce the permissions for wireless and wired devices within the Blacklist:

- > Blackhole WiFi Access
- > Blackhole Wired Access

NEW QUESTION 116

An engineer is configuring a guest password policy and needs to ensure that the password complexity requirements are set to mitigate brute force attacks. Which two requirement complete this policy? (Choose two)

- A. minimum password length
- B. active username limit
- C. access code control
- D. password expiration period
- E. username expiration date

Answer: AD

NEW QUESTION 120

Refer to the exhibit.

Name	Policy Name	Conditions	Results	Actions
IT Training	IT Training	IT Training	IT Training	IT Training
IT Admins	IT Admins	IT Admins	No Access	No Access
Finance Engineering	Finance Engineering	Finance Engineering	Finance Engineering	Finance Engineering
IT Admins	IT Admins	IT Admins	No Access	No Access

An organization recently implemented network device administration using Cisco ISE. Upon testing the ability to access all of the required devices, a user in the Cisco ISE group IT Admins is attempting to login to a device in their organization's finance department but is unable to. What is the problem?

- A. The IT training rule is taking precedence over the IT Admins rule.
- B. The authorization conditions wrongly allow IT Admins group no access to finance devices.
- C. The finance location is not a condition in the policy set.
- D. The authorization policy doesn't correctly grant them access to the finance devices.

Answer: D

NEW QUESTION 124

What sends the redirect ACL that is configured in the authorization profile back to the Cisco WLC?

- A. Cisco-av-pair
- B. Class attribute
- C. Event
- D. State attribute

Answer: A

NEW QUESTION 128

An organization is adding new profiling probes to the system to improve profiling on Cisco ISE. The probes must support a common network management protocol to receive information about the endpoints and the ports to which they are connected. What must be configured on the network device to accomplish this goal?

- A. ARP
- B. SNMP
- C. WCCP
- D. ICMP

Answer: B

Explanation:

<https://community.cisco.com/t5/security-documents/ise-profiling-design-guide/ta-p/3739456#toc-hld-79034313>

NEW QUESTION 129

Which interface-level command is needed to turn on 802.1X authentication?

- A. Dot1x pae authenticator
- B. dot1x system-auth-control
- C. authentication host-mode single-host
- D. aaa server radius dynamic-author

Answer: A

NEW QUESTION 134

An engineer builds a five-node distributed Cisco ISE deployment. The first two deployed nodes are responsible for the primary and secondary administration and monitoring personas. Which persona configuration is necessary to have the remaining three Cisco ISE nodes serve as dedicated nodes in the Cisco ISE cube that is responsible only for handling the RADIUS and TACACS+ authentication requests, identity lookups, and policy evaluation?

A)

Role: **SECONDARY**

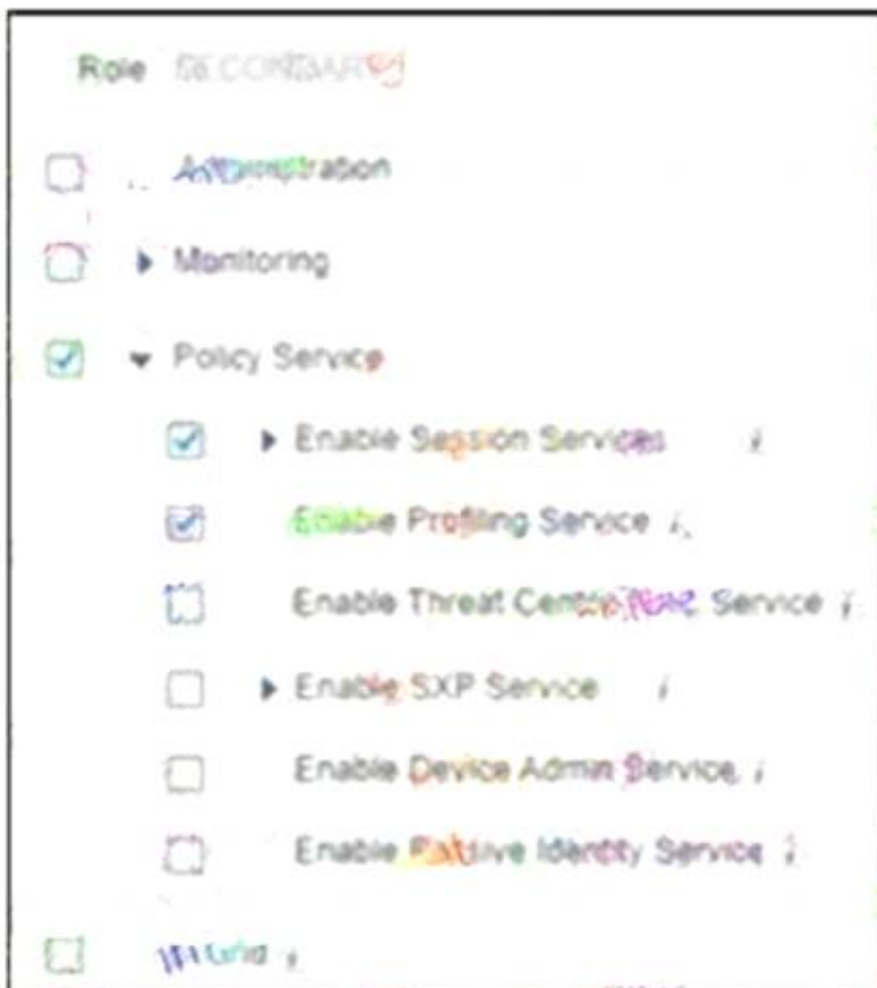
- ☒ Administration
- ☒ Monitoring
- ☒ Policy Service
 - ☒ Enable Session Services
 - ☒ Enable Profiling Service
 - ☒ Enable Threat Control (NAC) Service
 - ☒ Enable SXP Service
 - ☒ Enable Device Admin Service
 - ☒ Enable Passive Identity Service

B)

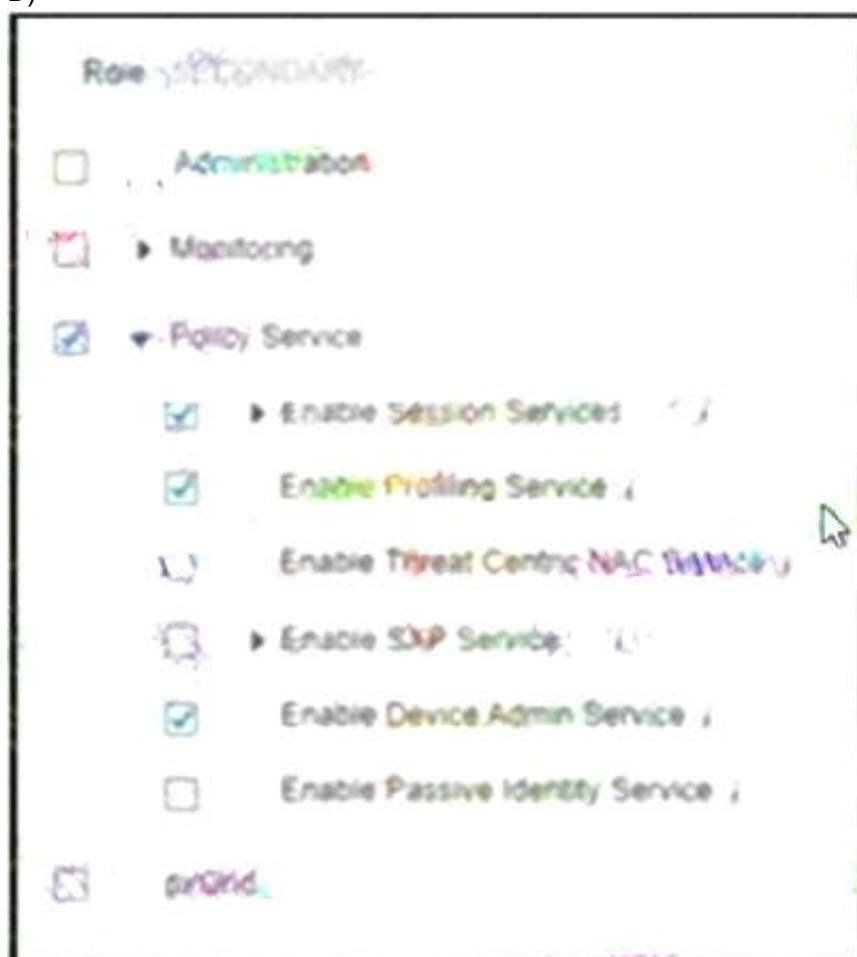
Role: **SECONDARY**

- ☐ Administration
- ☒ Monitoring
- ☒ Policy Service
 - ☒ Enable Session Services
 - ☒ Enable Profiling Service
 - ☒ Enable Threat Control (NAC) Service
 - ☒ Enable SXP Service
 - ☒ Enable Device Admin Service
 - ☒ Enable Passive Identity Service

C)



D)



- A. Option A
- B. Option B
- C. Option C
- D. Option D

Answer: D

NEW QUESTION 139

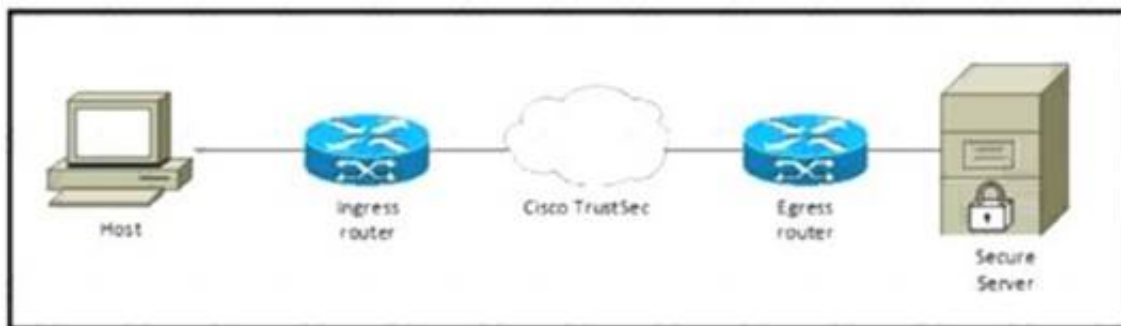
An organization is migrating its current guest network to Cisco ISE and has 1000 guest users in the current database. There are no resources to enter this information into the Cisco ISE database manually. What must be done to accomplish this task efficiently?

- A. Use a CSV file to import the guest accounts
- B. Use SQL to link the existing database to Cisco ISE
- C. Use a JSON file to automate the migration of guest accounts
- D. Use an XML file to change the existing format to match that of Cisco ISE

Answer: A

NEW QUESTION 142

Refer to the exhibit



Which component must be configured to apply the SGACL?

- A. egress router
- B. host
- C. secure server
- D. ingress router

Answer: A

Explanation:

https://www.cisco.com/c/en/us/td/docs/switches/lan/trustsec/configuration/guide/trustsec/arch_over.html#52796

NEW QUESTION 144

Which profiling probe collects the user-agent string?

- A. DHCP
- B. AD
- C. HTTP
- D. NMAP

Answer: C

NEW QUESTION 149

What are two differences between the RADIUS and TACACS+ protocols'? (Choose two.)

- A. RADIUS is a Cisco proprietary protocol, whereas TACACS+ is an open standard protocol
- B. TACACS+ uses TCP port 49, whereas RADIUS uses UDP ports 1812 and 1813.
- C. RADIUS offers multiprotocol support, whereas TACACS+ does not
- D. RADIUS combines authentication and authorization, whereas TACACS+ does not
- E. RADIUS enables encryption of all the packets, whereas with TACACS+, only the password is encrypted.

Answer: BD

NEW QUESTION 153

Which personas can a Cisco ISE node assume'?

- A. policy service, gatekeeping, and monitoring
- B. administration, policy service, and monitoring
- C. administration, policy service, gatekeeping
- D. administration, monitoring, and gatekeeping

Answer: B

Explanation:

https://www.cisco.com/en/US/docs/security/ise/1.0/user_guide/ise10_dis_deploy.html

The persona or personas of a node determine the services provided by a node. An ISE node can assume any or all of the following personas: Administration, Policy Service, and Monitoring. The menu options that are available through the administrative user interface are dependent on the role and personas that an ISE node assumes. See Cisco ISE Nodes and Available Menu Options for more information.

NEW QUESTION 154

Which command displays all 802.1X/MAB sessions that are active on the switch ports of a Cisco Catalyst switch?

- A. show authentication sessions output
- B. Show authentication sessions
- C. show authentication sessions interface Gi 1/0/x
- D. show authentication sessions interface Gi1/0/x output

Answer: B

NEW QUESTION 158

A new employee just connected their workstation to a Cisco IP phone. The network administrator wants to ensure that the Cisco IP phone remains online when the user disconnects their Workstation from the corporate network. Which CoA configuration meets this requirement?

- A. Port Bounce
- B. Reauth
- C. NoCoA
- D. Disconnect

Answer: C

Explanation:

<https://ciscocustomer.lookbookhq.com/iseguidedjourney/ISE-profiling-design>

NEW QUESTION 160

An administrator is configuring posture assessment in Cisco ISE for the first time. Which two components must be uploaded to Cisco ISE to use Anyconnect for the agent configuration in a client provisioning policy? (Choose two.)

- A. Anyconnect network visibility module
- B. Anyconnect compliance module
- C. AnyConnectProfile.xml file
- D. AnyConnectProfile.xsd file
- E. Anyconnect agent image

Answer: BD

NEW QUESTION 164

An engineer is configuring 802.1X and wants it to be transparent from the users' point of view. The implementation should provide open authentication on the switch ports while providing strong levels of security for non-authenticated devices. Which deployment mode should be used to achieve this?

- A. closed
- B. low-impact
- C. open
- D. high-impact

Answer: B

Explanation:

<https://www.lookingpoint.com/blog/cisco-ise-wired-802.1x-deployment-monitormode#:~:text=Low%20im>

NEW QUESTION 169

What happens when an internal user is configured with an external identity store for authentication, but an engineer uses the Cisco ISE admin portal to select an internal identity store as the identity source?

- A. Authentication is redirected to the internal identity source.
- B. Authentication is redirected to the external identity source.
- C. Authentication is granted.
- D. Authentication fails.

Answer: D

NEW QUESTION 170

Which three default endpoint identity groups does cisco ISE create? (Choose three)

- A. Unknown
- B. whitelist
- C. end point
- D. profiled
- E. blacklist

Answer: ADE

Explanation:

Default Endpoint Identity Groups Created for Endpoints

Cisco ISE creates the following five endpoint identity groups by default: Blacklist, GuestEndpoints, Profiled, RegisteredDevices, and Unknown. In addition, it creates two more identity groups, such as Cisco-IP-Phone and Workstation, which are associated to the Profiled (parent) identity group. A parent group is the default identity group that exists in the system.

https://www.cisco.com/c/en/us/td/docs/security/ise/2-4/admin_guide/b_ise_admin_guide_24/b_ise_admin_guide

NEW QUESTION 172

During BYOD flow, from where does a Microsoft Windows PC download the Network Setup Assistant?

- A. Cisco App Store
- B. Microsoft App Store
- C. Cisco ISE directly
- D. Native OTA functionality

Answer: C

NEW QUESTION 177

An employee logs on to the My Devices portal and marks a currently on-boarded device as 'Lost'. Which two actions occur within Cisco ISE as a result of this action? (Choose two)

- A. Certificates provisioned to the device are not revoked
- B. BYOD Registration status is updated to No

- C. The device access has been denied
- D. BYOD Registration status is updated to Unknown.
- E. The device status is updated to Stolen

Answer: AB

Explanation:

https://www.cisco.com/c/en/us/td/docs/security/ise/2-2/admin_guide/b_ise_admin_guide_22/b_ise_admin_guide

NEW QUESTION 181

An administrator connects an HP printer to a dot1x enable port, but the printer is not accessible. Which feature must the administrator enable to access the printer?

- A. MAC authentication bypass
- B. change of authorization
- C. TACACS authentication
- D. RADIUS authentication

Answer: A

Explanation:

<https://community.cisco.com/t5/network-access-control/ise-for-printer-security/m-p/3933216>

NEW QUESTION 186

A Cisco ISE administrator needs to ensure that guest endpoint registrations are only valid for one day. When testing the guest policy flow, the administrator sees that the Cisco ISE does not delete the endpoint in the Guest Endpoints identity store after one day and allows access to the guest network after that period. Which configuration is causing this problem?

- A. The Endpoint Purge Policy is set to 30 days for guest devices
- B. The RADIUS policy set for guest access is set to allow repeated authentication of the same device
- C. The length of access is set to 7 days in the Guest Portal Settings
- D. The Guest Account Purge Policy is set to 15 days

Answer: A

Explanation:

https://www.cisco.com/c/en/us/td/docs/security/ise/1-3/admin_guide/b_ise_admin_guide_13/b_ise_admin_guide

NEW QUESTION 188

A network administrator is configuring authorization policies on Cisco ISE. There is a requirement to use AD group assignments to control access to network resources. After a recent power failure and Cisco ISE rebooting itself, the AD group assignments no longer work. What is the cause of this issue?

- A. The AD join point is no longer connected.
- B. The AD DNS response is slow.
- C. The certificate checks are not being conducted.
- D. The network device ports are shut down.

Answer: A

Explanation:

https://www.cisco.com/c/en/us/td/docs/security/ise/2-3/ise_active_directory_integration/b_ISE_AD_integration_

NEW QUESTION 190

Which are two characteristics of TACACS+? (Choose two)

- A. It uses TCP port 49.
- B. It combines authorization and authentication functions.
- C. It separates authorization and authentication functions.
- D. It encrypts the password only.
- E. It uses UDP port 49.

Answer: AC

NEW QUESTION 195

A network security engineer needs to configure 802.1X port authentication to allow a single host to be authenticated for data and another single host to be authenticated for voice. Which command should the engineer run on the interface to accomplish this goal?

- A. authentication host-mode single-host
- B. authentication host-mode multi-auth
- C. authentication host-mode multi-host
- D. authentication host-mode multi-domain

Answer: D

NEW QUESTION 199

What is the purpose of the `ip http server` command on a switch?

- A. It enables the https server for users for web authentication
- B. It enables MAB authentication on the switch
- C. It enables the switch to redirect users for web authentication.
- D. It enables dot1x authentication on the switch.

Answer: C

NEW QUESTION 203

What is an advantage of using EAP-TLS over EAP-MS-CHAPv2 for client authentication?

- A. EAP-TLS uses a username and password for authentication to enhance security, while EAP-MS-CHAPv2 does not.
- B. EAP-TLS secures the exchange of credentials, while EAP-MS-CHAPv2 does not.
- C. EAP-TLS uses a device certificate for authentication to enhance security, while EAP-MS-CHAPv2 does not.
- D. EAP-TLS uses multiple forms of authentication, while EAP-MS-CHAPv2 only uses one.

Answer: C

NEW QUESTION 204

Which two roles are taken on by the administration person within a Cisco ISE distributed environment? (Choose two.)

- A. backup
- B. secondary
- C. standby
- D. primary
- E. active

Answer: BD

NEW QUESTION 208

An organization has a fully distributed Cisco ISE deployment. When implementing probes, an administrator must scan for unknown endpoints to learn the IP-to-MAC address bindings. The scan is complete on one FPSN, but the information is not available on the others. What must be done to make the information available?

- A. Scanning must be initiated from the PSN that last authenticated the endpoint
- B. Cisco ISE must learn the IP-MAC binding of unknown endpoints via DHCP profiling, not via scanning
- C. Scanning must be initiated from the MnT node to centrally gather the information
- D. Cisco ISE must be configured to learn the IP-MAC binding of unknown endpoints via RADIUS authentication, not via scanning

Answer: B

NEW QUESTION 209

A Cisco ISE administrator needs to ensure that guest endpoint registrations are only valid for 1 day. When testing the guest policy flow, the administrator sees that the Cisco ISE does not delete the endpoint in the Guest Endpoints identity store after one day and allows access to the guest network after that period. Which configuration is causing this problem?

- A. The RADIUS policy set for guest access is set to allow repeated authentication of the same device.
- B. The length of access is set to 7 days in the Guest Portal Settings.
- C. The Endpoint Purge Policy is set to 30 days for guest devices.
- D. The Guest Account Purge Policy is set to 15 days.

Answer: C

NEW QUESTION 210

An administrator has added a new Cisco ISE PSN to their distributed deployment. Which two features must the administrator enable to accept authentication requests and profile the endpoints correctly, and add them to their respective endpoint identity groups? (Choose two)

- A. Session Services
- B. Endpoint Attribute Filter
- C. Posture Services
- D. Profiling Services
- E. Radius Service

Answer: DE

NEW QUESTION 212

An administrator is migrating device administration access to Cisco ISE from the legacy TACACS+ solution that used only privilege 1 and 15 access levels. The organization requires more granular controls of the privileges and wants to customize access levels 2-5 to correspond with different roles and access needs. Besides defining a new shell profile in Cisco ISE, what must be done to accomplish this configuration?

- A. Enable the privilege levels in Cisco ISE
- B. Enable the privilege levels in the IOS devices.
- C. Define the command privileges for levels 2-5 in the IOS devices
- D. Define the command privileges for levels 2-5 in Cisco ISE

Answer: B

Explanation:

<https://learningnetwork.cisco.com/s/blogs/a0D3i000002eeWTEAY/cisco-ios-privilege-levels>

NEW QUESTION 213

What is a method for transporting security group tags throughout the network?

- A. by enabling 802.1AE on every network device
- B. by the Security Group Tag Exchange Protocol
- C. by embedding the security group tag in the IP header
- D. by embedding the security group tag in the 802.1Q header

Answer: B

NEW QUESTION 218

What occurs when a Cisco ISE distributed deployment has two nodes and the secondary node is deregistered?

- A. The primary node restarts
- B. The secondary node restarts.
- C. The primary node becomes standalone
- D. Both nodes restart.

Answer: D

Explanation:

https://www.cisco.com/c/en/us/td/docs/security/ise/1-1-1/installation_guide/ise_install_guide/ise_deploy.html if your deployment has two nodes and you deregister the secondary node, both nodes in this primary-secondary pair are restarted. (The former primary and secondary nodes become standalone.)

NEW QUESTION 220

An administrator is configuring a new profiling policy in Cisco ISE for a printer type that is missing from the profiler feed The logical profile Printers must be used in the authorization rule and the rule must be hit. What must be done to ensure that this configuration will be successful?

- A. Create a new logical profile for the new printer policy
- B. Enable the EndPoints:EndPointPolicy condition in the authorization policy.
- C. Add the new profiling policy to the logical profile Printers.
- D. Modify the profiler conditions to ensure that it goes into the correct logical profile

Answer: B

NEW QUESTION 224

An administrator is configuring a switch port for use with 802.1X What must be done so that the port will allow voice and multiple data endpoints?

- A. Configure the port with the authentication host-mode multi-auth command
- B. Connect the data devices to the port, then attach the phone behind them.
- C. Use the command authentication host-mode multi-domain on the port
- D. Connect a hub to the switch port to allow multiple devices access after authentication

Answer: A

NEW QUESTION 225

Which two Cisco ISE deployment models require two nodes configured with dedicated PAN and MnT personas? (Choose two.)

- A. three PSN nodes
- B. seven PSN nodes with one PxGrid node
- C. five PSN nodes with one PxGrid node
- D. two PSN nodes with one PxGrid node
- E. six PSN nodes

Answer: CD

NEW QUESTION 227

Which default endpoint identity group does an endpoint that does not match any profile in Cisco ISE become a member of?

- A. Endpoint
- B. unknown
- C. blacklist
- D. white list
- E. profiled

Answer: B

Explanation:

If you do not have a matching profiling policy, you can assign an unknown profiling policy. The endpoint is therefore profiled as Unknown. The endpoint that does not match any profile is grouped within the Unknown identity group. The endpoint profiled to the Unknown profile requires that you create a profile with an attribute or a set of attributes collected for that endpoint.

https://www.cisco.com/en/US/docs/security/ise/1.0/user_guide/ise10_man_identities.html

NEW QUESTION 231

An administrator is trying to collect metadata information about the traffic going across the network to gain added visibility into the hosts. This information will be used to create profiling policies for devices using Cisco ISE so that network access policies can be used. What must be done to accomplish this task?

- A. Configure the RADIUS profiling probe within Cisco ISE
- B. Configure NetFlow to be sent to the Cisco ISE appliance.
- C. Configure SNMP to be used with the Cisco ISE appliance
- D. Configure the DHCP probe within Cisco ISE

Answer: D

NEW QUESTION 233

An administrator adds a new network device to the Cisco ISE configuration to authenticate endpoints to the network. The RADIUS test fails after the administrator configures all of the settings in Cisco ISE and adds the proper configurations to the switch. What is the issue?

- A. The endpoint profile is showing as "unknown."
- B. The endpoint does not have the appropriate credentials for network access.
- C. The shared secret is incorrect on the switch or on Cisco ISE.
- D. The certificate on the switch is self-signed not a CA-provided certificate.

Answer: B

NEW QUESTION 235

An administrator is manually adding a device to a Cisco ISE identity group to ensure that it is able to access the network when needed without authentication. Upon testing, the administrator notices that the device never hits the correct authorization policy line using the condition EndPoints LogicalProfile EQUALS static_list. Why is this occurring?

- A. The dynamic logical profile is overriding the statically assigned profile
- B. The device is changing identity groups after profiling instead of remaining static
- C. The logical profile is being statically assigned instead of the identity group
- D. The identity group is being assigned instead of the logical profile

Answer: C

NEW QUESTION 240

An employee must access the internet through the corporate network from a new mobile device that does not support native supplicant provisioning provided by Cisco ISE. Which portal must the employee use to provision the device?

- A. BYOD
- B. Personal Device
- C. My Devices
- D. Client Provisioning

Answer: C

NEW QUESTION 241

Which two features are available when the primary admin node is down and the secondary admin node has not been promoted? (Choose two.)

- A. hotspot
- B. new AD user 802.1X authentication
- C. posture
- D. BYOD
- E. guest AUP

Answer: BC

NEW QUESTION 246

.....

Thank You for Trying Our Product

We offer two products:

1st - We have Practice Tests Software with Actual Exam Questions

2nd - Questions and Answers in PDF Format

300-715 Practice Exam Features:

- * 300-715 Questions and Answers Updated Frequently
- * 300-715 Practice Questions Verified by Expert Senior Certified Staff
- * 300-715 Most Realistic Questions that Guarantee you a Pass on Your First Try
- * 300-715 Practice Test Questions in Multiple Choice Formats and Updates for 1 Year

100% Actual & Verified — Instant Download, Please Click
[Order The 300-715 Practice Test Here](#)