

Exam Questions NSE5_FMG-7.2

Fortinet NSE 5 - FortiManager 7.2

https://www.2passeasy.com/dumps/NSE5_FMG-7.2/



NEW QUESTION 1

- (Topic 1)

An administrator would like to review, approve, or reject all the firewall policy changes made by the junior administrators.

How should the Workspace mode be configured on FortiManager?

- A. Set to workflow and use the ADOM locking feature
- B. Set to read/write and use the policy locking feature
- C. Set to normal and use the policy locking feature
- D. Set to disable and use the policy locking feature

Answer: A

Explanation:

Reference: https://help.fortinet.com/fmgr/50hlp/52/5-2-0/FMG_520_Online_Help/200_What's-New.03.03.html

NEW QUESTION 2

- (Topic 1)

Which configuration setting for FortiGate is part of a device-level database on FortiManager?

- A. VIP and IP Pools
- B. Firewall policies
- C. Security profiles
- D. Routing

Answer: C

Explanation:

The FortiManager stores the FortiGate configuration details in two distinct databases. The device-level database includes configuration details related to device-level settings, such as interfaces, DNS, routing, and more. The ADOM-level database includes configuration details related to firewall policies, objects, and security profiles.

NEW QUESTION 3

- (Topic 1)

What are two outcomes of ADOM revisions? (Choose two.)

- A. ADOM revisions can significantly increase the size of the configuration backups.
- B. ADOM revisions can save the current size of the whole ADOM
- C. ADOM revisions can create System Checkpoints for the FortiManager configuration
- D. ADOM revisions can save the current state of all policy packages and objects for an ADOM

Answer: AD

Explanation:

Reference: <https://docs2.fortinet.com/document/fortimanager/6.0.0/best-practices/101837/adom-revisions>

NEW QUESTION 4

- (Topic 1)

Which two settings must be configured for SD-WAN Central Management? (Choose two.)

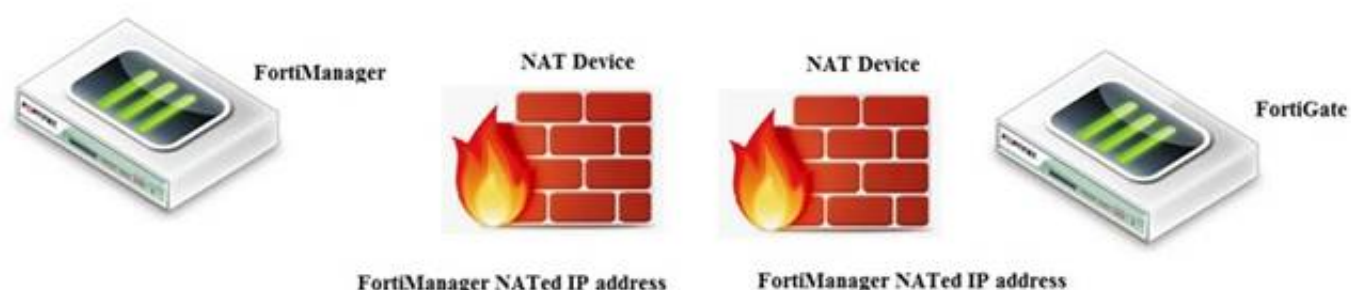
- A. SD-WAN must be enabled on per-ADOM basis
- B. You can create multiple SD-WAN interfaces per VDOM
- C. When you configure an SD-WAN, you must specify at least two member interfaces.
- D. The first step in creating an SD-WAN using FortiManager is to create two SD-WAN firewall policies.

Answer: AC

NEW QUESTION 5

- (Topic 1)

View the following exhibit.



If both FortiManager and FortiGate are behind the NAT devices, what are the two expected results? (Choose two.)

- A. FortiGate is discovered by FortiManager through the FortiGate NATed IP address.
- B. FortiGate can announce itself to FortiManager only if the FortiManager IP address is configured on FortiGate under central management.
- C. During discovery, the FortiManager NATed IP address is not set by default on FortiGate.
- D. If the FCFM tunnel is torn down, FortiManager will try to re-establish the FGFM tunnel.

Answer: AC

Explanation:

FortiManager can discover FortiGate through a NATed FortiGate IP address. If a FortiManager NATed IP address is configured on FortiGate, then FortiGate can announce itself to FortiManager. FortiManager will not attempt to re-establish the FGFM tunnel to the FortiGate NATed IP address, if the FGFM tunnel is interrupted. Just like it was in the NATed FortiManager scenario, the FortiManager NATed IP address in this scenario is not configured under FortiGate central management configuration.

NEW QUESTION 6

- (Topic 1)

An administrator with theSuper_Userprofile is unable to log in to FortiManager because of an authentication failure message. Which troubleshooting step should you take to resolve the issue?

- A. Make sure FortiManager Access is enabled in the administrator profile
- B. Make sure Offline Mode is disabled
- C. Make sure the administrator IP address is part of the trusted hosts.
- D. Make sure ADOMs are enabled and the administrator has access to the Global ADOM

Answer: C

Explanation:

Even if a user entered the correct userid/password, the FMG denies access if a user is logging in from an untrusted source IP subnets. Reference:<https://docs.fortinet.com/document/fortimanager/6.0.3/administration-guide/107347/trusted-hosts>

NEW QUESTION 7

- (Topic 1)

View the following exhibit.

Starting Log (Run the device)

Start installing

Local-FortiGate \$ config user device

Local-FortiGate (device) \$ edit "mydevice"

new entry 'mydevice' added

Local-FortiGate (mydevice) \$ next

MAC address can not be 0

Node_check_object fail!for mac 00:00:00:00:00:00

Attribute 'mac' value '00:00:00:00:00:00' checkingfail -33

Command fail. Return code 1

Local-FortiGate (device) \$ end

...

Local-FortiGate \$ config firewall policy

Local-FortiGate (policy) \$ edit 2

New entry '2' added

Local-FortiGate (2) \$ set name "Device_policy"

Local-FortiGate (2) \$ set uuid 64...

Local-FortiGate (2) \$ set srcintf "port3"

Local-FortiGate (2) \$ set dstintf "port1"

Local-FortiGate (2) \$ set srcaddr "all"

Local-FortiGate (2) \$ set dstaddr "all"

Local-FortiGate (2) \$ set action accept

Local-FortiGate (2) \$ set schedule "always"

Local-FortiGate (2) \$ set service "ALL"

Local-FortiGate (2) \$ set devices "mydevice"

Entry not found in datasource

Value parse error before 'mydevice'

Command fail. Return code -3

Local-FortiGate (2) \$ set nat enable

Local-FortiGate (2) \$ next

Local-FortiGate (policy) \$ end

...

Which statement is true regarding this failed installation log?

- A. Policy ID 2 is installed without a source address
- B. Policy ID 2 will not be installed
- C. Policy ID 2 is installed in disabled state
- D. Policy ID 2 is installed without a source device

Answer: B

NEW QUESTION 8

- (Topic 1)

An administrator, Trainer, who is assigned theSuper_Userprofile, is trying to approve a workflow session that was submitted by another administrator, Student. However, Trainer is unable to approve the workflow session.

What can prevent an admin account that hasSuper_Userrights over the device from approving a workflow session?

Session List

View Diff					
<input type="checkbox"/>	ID	Name	User	Date Submitt...	Approved/To... Comments
<input checked="" type="checkbox"/>	1	Firewall p..	Student	2017-06-01...	0/1 firewall policies

+ Add Comment

[Student] - 2017-06-01 13:31:35
 firewall policies
 [Student] - 2017-06-01 16:29:27

- A. Trainer is not a part of workflow approval group
- B. Trainer does not have full rights over this ADOM
- C. Trainer must close Student's workflow session before approving the request
- D. Student, who submitted the workflow session, must first self-approve the request

Answer: A

Explanation:

Reference:https://help.fortinet.com/fmgr/50hlp/56/5-6-1/FMG-FAZ/0800_ADOMs/1800_Workflow/0600_Workflow%20sessions.htm

NEW QUESTION 9

- (Topic 1)

An administrator has assigned a global policy package to a new ADOM called ADOM1. What will happen if the administrator tries to create a new policy package in ADOM1?

- A. When creating a new policy package, the administrator can select the option to assign the global policy package to the new policy package
- B. When a new policy package is created, the administrator needs to reapply the global policy package toADOM1.
- C. When a new policy package is created, the administrator must assign the global policy package from the global ADOM.
- D. When the new policy package is created, FortiManager automatically assigns the global policy package to the new policy package.

Answer: A

Explanation:

Reference:https://help.fortinet.com/fmgr/50hlp/56/5-6-2/FortiManager_Admin_Guide/1200_Policy%20and%20Objects/0800_Managing%20policy%20packages/1200_Assign%20a%20global%20policy%20package.htm

NEW QUESTION 10

- (Topic 1)

An administrator wants to delete an address object that is currently referenced in a firewall policy.

What can the administrator expect to happen?

- A. FortiManager will not allow the administrator to delete a referenced address object
- B. FortiManager will disable the status of the referenced firewall policy
- C. FortiManager will replace the deleted address object with thenoneaddress object in the referencedfirewall policy
- D. FortiManager will replace the deleted address object withalladdress object in the referenced firewall policy

Answer: C

Explanation:

Reference:https://help.fortinet.com/fmgr/50hlp/56/5-6-2/FortiManager_Admin_Guide/1200_Policy%20and%20Objects/1200_Managing%20objects/0800_Remove%20an%20object.htm

NEW QUESTION 10

- (Topic 2)

What will be the result of reverting to a previous revision version in the revision history?

- A. It will install configuration changes to managed device automatically
- B. It will tag the device settings status asAuto-Update
- C. It will generate a new versionIDand remove all other revision history versions
- D. It will modify the device-level database

Answer: D

NEW QUESTION 11

- (Topic 2)

What does a policy package status ofConflictindicate?

- A. The policy package reports inconsistencies and conflicts during aPolicy Consistency Check.
- B. The policy package does not have a FortiGate as the installation target.

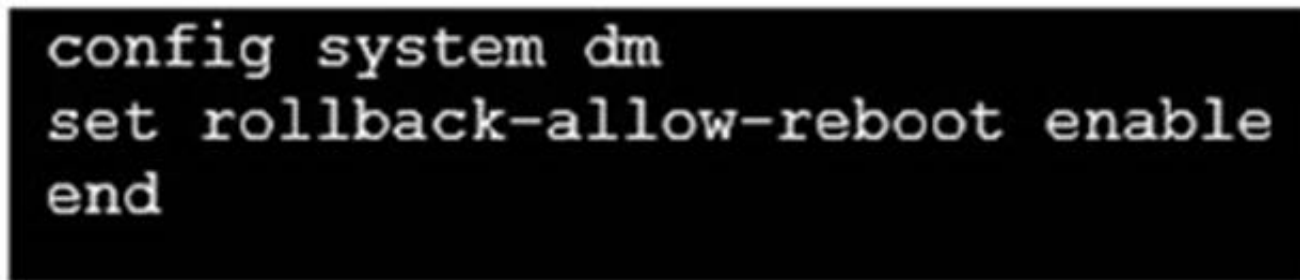
- C. The policy package configuration has been changed on both FortiManager and the managed device independently.
- D. The policy configuration has never been imported after a device was registered on FortiManager.

Answer: C

NEW QUESTION 15

- (Topic 2)

Refer to the exhibit.



```
config system dm
set rollback-allow-reboot enable
end
```

An administrator has configured the command shown in the exhibit on FortiManager. A configuration change has been installed from FortiManager to the managed FortiGate that causes the FGFM tunnel to go down for more than 15 minutes. What is the purpose of this command?

- A. It allows FortiGate to unset central management settings.
- B. It allows FortiGate to reboot and recover the previous configuration from its configuration file.
- C. It allows the FortiManager to revert and install a previous configuration revision on the managed FortiGate.
- D. It allows FortiGate to reboot and restore a previously working firmware image.

Answer: B

Explanation:

Reference: <https://docs.fortinet.com/document/fortimanager/6.2.0/fortigate-fortimanager-communicationsprotocol-guide/141304/fgfm-recovery-logic>

NEW QUESTION 17

- (Topic 2)

What is the purpose of ADOM revisions?

- A. To create System Checkpoints for the FortiManager configuration.
- B. To save the current state of the whole ADOM.
- C. To save the current state of all policy packages and objects for an ADOM.
- D. To revert individual policy packages and device-level settings for a managed FortiGate by reverting to a specific ADOM revision

Answer: C

Explanation:

Fortimanager 6.4 Study guide page 198

NEW QUESTION 20

- (Topic 2)

An administrator has enabled Service Access on FortiManager.

What is the purpose of Service Access on the FortiManager interface?

- A. Allows FortiManager to download IPS packages
- B. Allows FortiManager to respond to request for FortiGuard services from FortiGate devices
- C. Allows FortiManager to run real-time debugs on the managed devices
- D. Allows FortiManager to automatically configure a default route

Answer: B

Explanation:

FortiManager 6.2 Study guide page 350

NEW QUESTION 22

- (Topic 2)

An administrator's PC crashes before the administrator can submit a workflow session for approval. After the PC is restarted, the administrator notices that the ADOM was locked from the session before the crash.

How can the administrator unlock the ADOM?

- A. Restore the configuration from a previous backup.
- B. Log in as Super_User in order to unlock the ADOM.
- C. Log in using the same administrator account to unlock the ADOM.
- D. Delete the previous admin session manually through the FortiManager GUI or CLI.

Answer: D

NEW QUESTION 26

- (Topic 3)

What does a policy package status of Modified indicate?

- A. FortiManager is unable to determine the policy package status

- B. The policy package was never imported after a device was registered on FortiManager
- C. The Policy configuration has been changed on a managed device and changes have not yet been imported into FortiManager
- D. The Policy package configuration has been changed on FortiManager and changes have not yet been installed on the managed device.

Answer: B

Explanation:

Reference: http://help.fortinet.com/fmgr/50hlp/56/5-6-1/FortiManager_Admin_Guide/1200_Policy%20and%20Objects/0800_Managing%20policy%20packages/2200_Policy%20Package%20Installation%20targets.htm

NEW QUESTION 31

- (Topic 3)

An administrator is in the process of moving the system template profile between ADOMs by running the following command: execute improfile import-profile ADOM2 3547 /tmp/myfile Where does the administrator import the file from?

- A. File system
- B. ADOM1
- C. ADOM2 object database
- D. ADOM2

Answer: A

NEW QUESTION 34

- (Topic 3)

Which two conditions trigger FortiManager to create a new revision history? (Choose two.)

- A. When FortiManager is auto-updated with configuration changes made directly on a managed device
- B. When changes to the device-level database are made on FortiManager
- C. When FortiManager installs device-level changes on a managed device
- D. When a configuration revision is reverted to a previous revision in the revision history

Answer: BC

NEW QUESTION 36

- (Topic 3)

An administrator would like to create an SD-WAN using central management. What steps does the administrator need to perform to create an SD-WAN using central management?

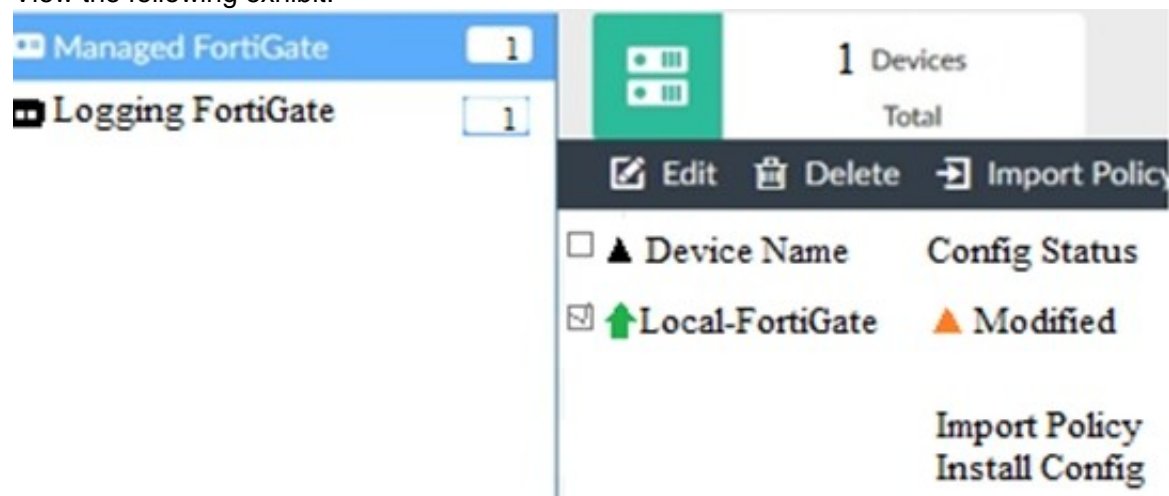
- A. First create an SD-WAN firewall policy, add member interfaces to the SD-WAN template and create a static route
- B. You must specify a gateway address when you create a default static route
- C. Remove all the interface references such as routes or policies
- D. Enable SD-WAN central management in the ADOM, add member interfaces, create a static route and SDWAN firewall policies.

Answer: D

NEW QUESTION 39

- (Topic 3)

View the following exhibit.



When using Install Config option to install configuration changes to managed FortiGate, which of the following statements are true? (Choose two.)

- A. Once initiated, the install process cannot be canceled and changes will be installed on the managed device
- B. Will not create new revision in the revision history
- C. Installs device-level changes to FortiGate without launching the Install Wizard
- D. Provides the option to preview configuration changes prior to installing them

Answer: AC

NEW QUESTION 43

- (Topic 3)

An administrator created a header and footer global policy package and assigned it to an ADOM. What are two outcomes from this action? (Choose two.)

- A. You must manually move the header and footer policies after the policy assignment.

- B. After you assign the global policy package to an ADOM, the policy package is hidden from the ADOM and cannot be viewed.
C. If you assign an additional global policy package to the same ADOM, FortiManager removes previously assigned policies.
D. You can edit or delete all the global objects in the global ADOM.

Answer: AD

NEW QUESTION 48

- (Topic 3)

In the event that one of the secondary FortiManager devices fails, which action must be performed to return the FortiManager HA manual mode to a working state?

- A. The FortiManager HA state transition is transparent to administrators and does not require any reconfiguration.
B. Manually promote one of the working secondary devices to the primary role, and reboot the old primary device to remove the peer IP of the failed device.
C. Reconfigure the primary device to remove the peer IP of the failed device.
D. Reboot the failed device to remove its IP from the primary device.

Answer: C

NEW QUESTION 52

- (Topic 3)

View the following exhibit.

Edit Address

Address Name

Training

Type

IP/Netmask

IP/Network

192.168.1.0/255.255.255.255.0

Interface

any

Static Route Configuration

OFF

Comments

0/255


Add to Groups

Click to add

Advanced Options >

Per-Device Mapping

ON

+ Add  Edit  Delete



Name

VDOM Details



Local-FortiGate root

IP/Netmask 10.0.10/255.255.255.0

An administrator has created a firewall address object, Training, which is used in the Local- FortiGate policy package. When the install operation is performed, which IP Netmask will be installed on the Local-FortiGate, for the Training firewall address object?

- A. 10.0.1.0/24
B. It will create firewall address group on Local-FortiGate with 192.168.0.1/24 and 10.0.1.0/24 object values
C. 192.168.0.1/24
D. Local-FortiGate will automatically choose an IP Network based on its network interface settings.

Answer: A

NEW QUESTION 57

- (Topic 3)

Refer to the exhibit.

```
Request
POST http://localhost:8080/fpc/api/customers/1/policytabs

Headers
accept: application/json
content-type: application/json
fpc-sid: $FPCSID
Cookie: JSESSIONID=$FPCSID

Payload
{
  "centralNat": true,
  "interfacePolicy6": false,
  "dosPolicy6": false,
  "policy64": false,
  "interfacePolicy": true,
  "policy6": false,
  "dosPolicy": false,
  "policy46": false,
  "id": 1,
  "customerId": 1
}

Response
Status 200 OK
```

Which statement is true about the FortiManager ADOM policy tab based on the API request?

- A. The API command has enabled both central NAT and interface policy on the policy tab.
- B. The API command has requested the policy tab permissions information only.
- C. The API command has failed when requesting policy tab permissions information.
- D. The API command has applied to customer with ID: 200.

Answer: A

NEW QUESTION 62

- (Topic 3)

An administrator would like to authorize a newly-installed AP using AP Manager. What steps does the administrator need to perform to authorize an AP?

- A. Authorize the new AP using AP Manager and wait until the change is updated on the FortiA
- B. Changes to the AP's state do not require installation.
- C. Changes to the AP's state must be performed directly on the managed FortiGate.
- D. Authorize the new AP using AP Manager and install the policy package changes on the managed FortiGate.
- E. Authorize the new AP using AP Manager and install the device level settings on the managed FortiGate.

Answer: D

NEW QUESTION 67

- (Topic 3)

Refer to the exhibit.

FortiManager # diagnose fmupdate view-serverlist fds					
Fortiguard Server Comm : Enabled					
Server Override Mode : Strict					
FDS server list :					
Index	Address	Port	TimeZone	Distance	Source
*0	10.0.1.50	8890	-5	0	CLI
1	96.45.33.89	443	-5	0	FDNI
2	96.45.32.81	443	-5	0	FDNI
...					
9	fds1.fortinet.com	443	-5	0	DEFAULT

How will FortiManager try to get updates for antivirus and IPS?

- A. From the list of configured override servers or public FDN servers
- B. From the default server fds1.fortinet.com
- C. From the configured override server IP address 10.0.1.50 only
- D. From public FDNI server IP address with the fourth highest octet only

Answer: A

NEW QUESTION 71

- (Topic 3)

View the following exhibit.

Start to import config from device(Local-FortiGate) vdom(root) to adom(My_ADOM), package(Local-Fortigate_root)

“firewall service category”,SKIPPED,”(name=General,oid=697, DUPLICATE)”

“firewall address”, SUCCESS,”(name=LOCAL_SUBNET,oid=684,new object)”

“firewall service custom”,SUCCESS,”(name=ALL,oid=863,update previous object)”

“firewall policy”,SUCCESS,”(name=1,oid-1090, new object)”

Which one of the following statements is true regarding the object named ALL?

- A. FortiManager updated the object ALL using FortiGate’s value in its database
- B. FortiManager updated the object ALL using FortiManager’s value in its database
- C. FortiManager created the object ALL as a unique entity in its database, which can be only used by thismanaged FortiGate.
- D. FortiManager installed the object ALL with the updated value.

Answer: A

NEW QUESTION 72

.....

THANKS FOR TRYING THE DEMO OF OUR PRODUCT

Visit Our Site to Purchase the Full Set of Actual NSE5_FMG-7.2 Exam Questions With Answers.

We Also Provide Practice Exam Software That Simulates Real Exam Environment And Has Many Self-Assessment Features. Order the NSE5_FMG-7.2 Product From:

https://www.2passeasy.com/dumps/NSE5_FMG-7.2/

Money Back Guarantee

NSE5_FMG-7.2 Practice Exam Features:

- * NSE5_FMG-7.2 Questions and Answers Updated Frequently
- * NSE5_FMG-7.2 Practice Questions Verified by Expert Senior Certified Staff
- * NSE5_FMG-7.2 Most Realistic Questions that Guarantee you a Pass on Your FirstTry
- * NSE5_FMG-7.2 Practice Test Questions in Multiple Choice Formats and Updatesfor 1 Year