

MS-102 Dumps

Microsoft 365 Administrator Exam

<https://www.certleader.com/MS-102-dumps.html>



NEW QUESTION 1

- (Topic 6)

You have a Microsoft 365 tenant that is signed up for Microsoft Store for Business and contains a user named User1. You need to ensure that User1 can perform the following tasks in Microsoft Store for Business:

- Assign licenses to users.
- Procure apps from Microsoft Store.
- Manage private store availability for all items.

The solution must use the principle of least privilege.

Which Microsoft Store for Business role should you assign to User1?

- A. Basic Purchaser
- B. Device Guard signer
- C. Admin
- D. Purchaser

Answer: C

Explanation:

Reference:

<https://docs.microsoft.com/en-us/microsoft-store/microsoft-store-for-business-overview>

NEW QUESTION 2

DRAG DROP - (Topic 6)

DRAG DROP

You have a Microsoft 365 E5 subscription that contains two groups named Group1 and Group2.

You need to ensure that each group can perform the tasks shown in the following table.

Group	Task
Group1	<ul style="list-style-type: none"> • Manage service requests. • Purchase new services. • Manage subscriptions. • Monitor service health.
Group2	<ul style="list-style-type: none"> • Assign licenses. • Add users and groups. • Create and manage user views. • Update password expiration policies.

The solution must use the principle of least privilege.

Which role should you assign to each group? To answer, drag the appropriate roles to the correct groups. Each role may be used once, more than once, or not at all. You may need to drag the split bar between panes or scroll to view content.

NOTE: Each correct selection is worth one point.

Roles

- ☐ Billing Administrator
- ☐ Global Administrator
- ☐ Helpdesk Administrator
- ☐ License Administrator
- ☐ Service Support Administrator
- ☐ User Administrator

Answer Area

- Group1:
- Group2:

- A. Mastered
- B. Not Mastered

Answer: A

Explanation:

Box 1: Billing admin manage service request Purchase new services Etc.

Assign the Billing admin role to users who make purchases, manage subscriptions and service requests, and monitor service health.

Box 2: User admin User admin

Assign the User admin role to users who need to do the following for all users:

- Add users and groups
- Assign licenses
- Manage most users properties
- Create and manage user views
- Update password expiration policies
- Manage service requests
- Monitor service health

NEW QUESTION 3

HOTSPOT - (Topic 6)

HOTSPOT

You have a Microsoft 365 subscription.

You need to review metrics for the following: The daily active users in Microsoft Teams Recent Microsoft service issues

What should you use? To answer, select the appropriate options in the answer area. NOTE: Each correct selection is worth one point.

Answer Area

Teams daily active users:

<input type="checkbox"/>	Microsoft Secure Score
<input type="checkbox"/>	Adoption Score
<input type="checkbox"/>	Service health
<input type="checkbox"/>	Usage reports

Recent Microsoft service issues:

<input type="checkbox"/>	Microsoft Secure Score
<input type="checkbox"/>	Adoption Score
<input type="checkbox"/>	Service health
<input type="checkbox"/>	Usage reports

- A. Mastered
B. Not Mastered

Answer: A**Explanation:**

Box 1: Usage reports

The daily active users in Microsoft Teams

Microsoft 365 Reports in the admin center - Microsoft Teams usage activity

The brand-new Teams usage report gives you an overview of the usage activity in Teams, including the number of active users, channels and messages so you can quickly see how many users across your organization are using Teams to communicate and collaborate. It also includes other Teams specific activities, such as the number of active guests, meetings, and messages.

Box 2: Service Health

Recent Microsoft service issues

You can view the health of your Microsoft services, including Office on the web, Yammer, Microsoft Dynamics CRM, and mobile device management cloud services, on the Service health page in the Microsoft 365 admin center. If you are experiencing problems with a cloud service, you can check the service health to determine whether this is a known issue with a resolution in progress before you call support or spend time troubleshooting.

NEW QUESTION 4

- (Topic 6)

You have a Microsoft 365 tenant that uses Microsoft Endpoint Manager for device management. You need to add the phone number of the help desk to the Company Portal app. What should you do?

- A. From Customization in the Microsoft Endpoint Manager admin center, modify the support information for the tenant.
B. From the Microsoft Endpoint Manager admin center, create an app configuration policy.
C. From the Microsoft 365 admin center, modify Organization information.
D. From the Microsoft 365 admin center, modify Help desk information.

Answer: A**Explanation:**

Reference:

<https://systemcenterdudes.com/intune-company-portal-customization/>**NEW QUESTION 5**

- (Topic 6)

You have a Microsoft 365 E5 subscription that contains a user named User1.

User1 exceeds the default daily limit of allowed email messages and is on the Restricted entities list.

You need to remove User1 from the Restricted entities list. What should you use?

- A. the Exchange admin center
B. the Microsoft Purview compliance portal
C. the Microsoft 365 admin center
D. the Microsoft 365 Defender portal
E. the Microsoft Entra admin center

Answer: D**Explanation:**

Admins can remove user accounts from the Restricted entities page in the Microsoft 365 Defender portal or in Exchange Online PowerShell.

Remove a user from the Restricted entities page in the Microsoft 365 Defender portal In the Microsoft 365 Defender portal at <https://security.microsoft.com>, go to

Email & collaboration > Review > Restricted entities. Or, to go directly to the Restricted entities page, use <https://security.microsoft.com/restrictedentities>.

Reference:

<https://learn.microsoft.com/en-us/microsoft-365/security/office-365-security/removing-user-from-restricted-users-portal-after-spam>

NEW QUESTION 6

- (Topic 6)

Note: This question is part of a series of questions that present the same scenario. Each question in the series contains a unique solution that might meet the stated goals. Some question sets might have more than one correct solution, while others might not have a correct solution.

After you answer a question in this section, you will NOT be able to return to it. As a result, these questions will not appear in the review screen.

You have a Microsoft 365 E5 subscription.

You create an account for a new security administrator named SecAdmin1.

You need to ensure that SecAdmin1 can manage Microsoft Defender for Office 365 settings and policies for Microsoft Teams, SharePoint, and OneDrive.

Solution: From the Microsoft 365 admin center, you assign SecAdmin1 the Exchange admin role.

Does this meet the goal?

A. Yes

B. No

Answer: B

Explanation:

You need to assign the Security Administrator role. Reference:

<https://docs.microsoft.com/en-us/microsoft-365/security/office-365-security/office-365-atp?view=o365-worldwide>

NEW QUESTION 7

- (Topic 6)

Note: This question is part of a series of questions that present the same scenario. Each question in the series contains a unique solution that might meet the stated goals. Some question sets might have more than one correct solution, while others might not have a correct solution.

After you answer a question in this section, you will NOT be able to return to it. As a result, these questions will not appear in the review screen.

Your network contains an on-premises Active Directory domain. The domain contains domain controllers that run Windows Server 2019. The functional level of the forest and the domain is Windows Server 2012 R2.

The domain contains 100 computers that run Windows 10 and a member server named Server1 that runs Windows Server 2012 R2.

You plan to use Server1 to manage the domain and to configure Windows 10 Group Policy settings.

You install the Group Policy Management Console (GPMC) on Server1.

You need to configure the Windows Update for Business Group Policy settings on Server1. Solution: You copy the Group Policy Administrative Templates from a

Windows 10

computer to Server1. Does this meet the goal?

A. yes

B. No

Answer: A

NEW QUESTION 8

- (Topic 6)

Your network contains an on-premises Active Directory domain named contoso.com. The domain contains the objects shown in the following table.

Name	Configuration
Group1	Global security group
User1	Enabled user account
User2	Disabled user account

You configure Azure AD Connect to sync contoso.com to Azure AD.

Which objects will sync to Azure AD?

A. Group1 only

B. User1 and User2 only

C. Group1 and User1 only

D. Group1, User1, and User2

Answer: D

Explanation:

Disabled accounts

Disabled accounts are synchronized as well to Azure AD. Disabled accounts are common to represent resources in Exchange, for example conference rooms. The exception is users with a linked mailbox; as previously mentioned, these will never provision an account to Azure AD.

The assumption is that if a disabled user account is found, then we won't find another active account later and the object is provisioned to Azure AD with the userPrincipalName and sourceAnchor found. In case another active account will join to the same metaverse object, then its userPrincipalName and sourceAnchor will be used.

Reference:

<https://learn.microsoft.com/en-us/azure/active-directory/hybrid/connect/concept-azure-ad-connect-sync-user-and-contacts>

NEW QUESTION 9

HOTSPOT - (Topic 6)

HOTSPOT

You have a Microsoft 365 E5 subscription that contains the users shown in the following table.

Name	Role
User1	Global Administrator
User2	Service Support Administrator
User3	Cloud Application Administrator
User4	None

You plan to provide User4 with early access to Microsoft 365 feature and service updates. You need to identify which Microsoft 365 setting must be configured, and which user can modify the setting. The solution must use the principle of least privilege.

What should you identify? To answer, select the appropriate options in the answer area.

NOTE: Each correct selection is worth one point.

Answer Area

Microsoft 365 setting:

▼

Office installation options

Privileged access

Release preferences

User:

▼

User1 only

User2 only

User3 only

User1 and User2 only

User1 and User3 only

- A. Mastered
- B. Not Mastered

Answer: A

Explanation:

Answer Area

Microsoft 365 setting:

▼

Office installation options

Privileged access

Release preferences

User:

▼

User1 only

User2 only

User3 only

User1 and User2 only

User1 and User3 only

NEW QUESTION 10

HOTSPOT - (Topic 6)

You have an Azure AD tenant that contains the users shown in the following table.

Name	Member of
User1	Group1
User2	Group2
User3	Group3

Your company uses Microsoft Defender for Endpoint. Microsoft Defender for Endpoint contains the roles shown in the following table.

Name	Permission	Assigned user group
Microsoft Defender for Endpoint administrator (default)	View data, Alerts investigation, Active remediation actions, Manage security settings	Group3
Role1	View data, Alerts investigation	Group1
Role2	View data	Group2

Microsoft Defender for Endpoint contains the device groups shown in the following table.

Rank	Device group	Device name	User access
1	ATP1	Device1	Group1
Last	Ungrouped devices (default)	Device2	Group2

For each of the following statements, select Yes if the statement is true. Otherwise, select No.
NOTE; Each correct selection is worth one point.

Answer Area

Statements	Yes	No
User1 can run an antivirus scan on Device2.	<input type="radio"/>	<input type="radio"/>
User2 can collect an investigation package from Device2.	<input type="radio"/>	<input type="radio"/>
User3 can isolate Device1.	<input type="radio"/>	<input type="radio"/>

- A. Mastered
- B. Not Mastered

Answer: A

Explanation:

Answer Area

Statements	Yes	No
User1 can run an antivirus scan on Device2.	<input type="radio"/>	<input checked="" type="radio"/>
User2 can collect an investigation package from Device2.	<input type="radio"/>	<input checked="" type="radio"/>
User3 can isolate Device1.	<input checked="" type="radio"/>	<input type="radio"/>

NEW QUESTION 10

- (Topic 6)

Note: This question is part of a series of questions that present the same scenario. Each question in the series contains a unique solution that might meet the stated goals. Some question sets might have more than one correct solution, while others might not have a correct solution.

After you answer a question in this section, you will NOT be able to return to it. As a result, these questions will not appear in the review screen.

You have a Microsoft 365 E5 subscription.

You create an account for a new security administrator named SecAdmin1.

You need to ensure that SecAdmin1 can manage Microsoft Defender for Office 365 settings and policies for Microsoft Teams, SharePoint, and OneDrive.

Solution: From the Microsoft 365 admin center, you assign SecAdmin1 the SharePoint Administrator role.

Does this meet the goal?

- A. Yes

B. No

Answer: B

NEW QUESTION 13

- (Topic 6)

You have a Microsoft 365 E5 tenant.

You create a retention label named Retention1 as shown in the following exhibit.

Review your settings

Name Edit
Retention1

Description for admins Edit

Description for users Edit

File plan descriptors Edit
Reference Id:1
Business function/department Legal
Category: Compliance
Authority type: Legal

Retention Edit
7 years
Retain only
Based on when it was created

Back Create this label Cancel

When users attempt to apply Retention1, the label is unavailable. You need to ensure that Retention1 is available to all the users. What should you do?

- A. Create a new label policy
- B. Modify the Authority type setting for Retention!
- C. Modify the Business function/department setting for Retention 1.
- D. Use a file plan CSV template to import Retention1.

Answer: A

Explanation:

Reference:

<https://docs.microsoft.com/en-us/microsoft-365/compliance/create-apply-retention-labels?view=o365-worldwide>

NEW QUESTION 14

- (Topic 6)

You purchase a new computer that has Windows 10, version 2004 preinstalled.

You need to ensure that the computer is up-to-date. The solution must minimize the number of updates installed.

What should you do on the computer?

- A. Install all the feature updates released since version 2004 and all the quality updates released since version 2004 only.
- B. install the West feature update and the latest quality update only.
- C. install all the feature updates released since version 2004 and the latest quality update only.
- D. install the latest feature update and all the quality updates released since version 2004.

Answer: B

NEW QUESTION 19

- (Topic 6)

You have an Azure AD tenant and a Microsoft 365 E5 subscription. The tenant contains the users shown in the following table.

Name	Role
User1	Security Administrator
User2	Security Operator
User3	Security Reader
User4	Compliance Administrator

You plan to implement Microsoft Defender for Endpoint.
You verify that role-based access control (RBAC) is turned on in Microsoft Defender for Endpoint.
You need to identify which user can view security incidents from the Microsoft 365 Defender portal.
Which user should you identify?

- A. User1
- B. User2
- C. User3
- D. User4

Answer: A

NEW QUESTION 21

- (Topic 6)

You have a Microsoft 365 subscription that uses Microsoft Defender for Office 365. A Built-in protection preset security policy is applied to the subscription.
Which two policy types will be applied by the Built-in protection policy? Each correct answer presents a complete solution.
NOTE: Each correct selection is worth one point.

- A. Anti-malware
- B. Anti-phishing
- C. Safe Attachments
- D. Anti-spam
- E. Safe Links

Answer: CE

NEW QUESTION 25

- (Topic 6)

Your company has multiple offices.
You have a Microsoft 365 E5 tenant that uses Microsoft Intune for device management. Each office has a local administrator.
You need to ensure that the local administrators can manage only the devices in their respective office.
What should you use?

- A. scope tags
- B. configuration profiles
- C. device categories
- D. conditional access policies

Answer: A

Explanation:

Reference:
<https://docs.microsoft.com/en-us/mem/intune/fundamentals/scope-tags>

NEW QUESTION 29

HOTSPOT - (Topic 6)

Your company has a Azure AD tenant named comoso.onmicrosoft.com that contains the users shown in the following table.

Name	Role
User1	Password Administrator
User2	Security Administrator
User3	User Administrator
User4	None

You need to identify which users can perform the following administrative tasks:

- Reset the password of User4.
- Modify the value for the manager attribute of User4.

Which users should you identify for each task? To answer, select the appropriate options in the answer area.

NOTE: Each correct selection is worth one point.

Answer Area

Reset the password of User4: User1 and User3 only

Modify the value for the manager attribute of User4: User3 only

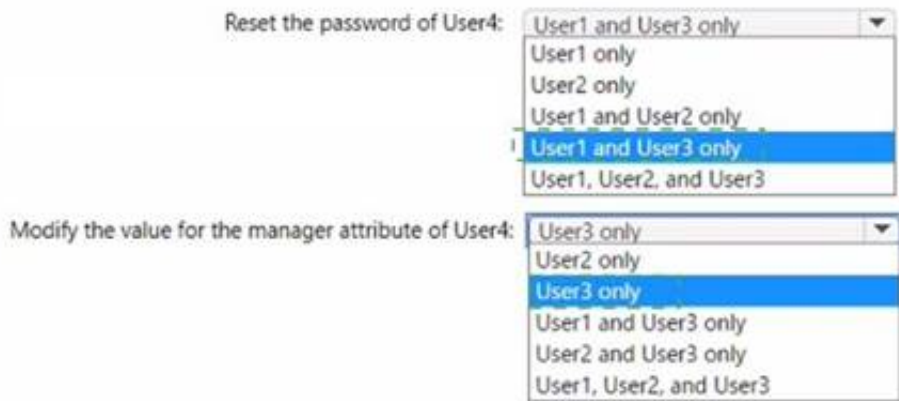
- A. Mastered
- B. Not Mastered

Answer: A

Explanation:
Answer Area

Reset the password of User4:

Modify the value for the manager attribute of User4:



NEW QUESTION 33

- (Topic 6)

Note: This question is part of a series of questions that present the same scenario. Each question in the series contains a unique solution that might meet the stated goals. Some question sets might have more than one correct solution, while others might not have a correct solution.

After you answer a question in this section, you will NOT be able to return to it. As a result, these questions will not appear in the review screen.

You have a Microsoft 365 E5 subscription that contains a user named User1. You need to enable User1 to create Compliance Manager assessments.

Solution: From the Microsoft 365 admin center, you assign User1 the Compliance admin role.

Does this meet the goal?

- A. Yes
- B. No

Answer: B

Explanation:

Reference:

<https://github.com/MicrosoftDocs/microsoft-365-docs/blob/public/microsoft-365/security/office-365-security/permissions-in-the-security-and-compliance-center.md>

NEW QUESTION 34

- (Topic 6)

Note: This question is part of a series of questions that present the same scenario. Each question in the series contains a unique solution that might meet the stated goals. Some question sets might have more than one correct solution, while others might not have a correct solution.

After you answer a question in this section, you will NOT be able to return to it. As a result, these questions will not appear in the review screen.

You have a Microsoft 365 subscription.

You need to prevent users from accessing your Microsoft SharePoint Online sites unless the users are connected to your on-premises network.

Solution: From the Endpoint Management admin center, you create a device configuration profile.

Does this meet the goal?

- A. Yes
- B. No

Answer: B

Explanation:

You need to create a trusted location and a conditional access policy.

NEW QUESTION 36

HOTSPOT - (Topic 6)

You configure a data loss prevention (DLP) policy named DLP1 as shown in the following exhibit.

Choose the types of content to protect

This policy will protect that matches these requirements. You can choose sensitive info types and existing labels

Content contains

Any of these

Sensitive info type	Match accuracy	
	min	max
Credit Card Number	85	100

Retention labels

1 year

Add

+ Add group

Use the drop-down menus to select the answer choice that completes each statement based on the information presented in the graphic.

NOTE: Each correct selection is worth one point.

DLP1 cannot be applied to [answer choice].

▼

Exchange email

SharePoint sites

OneDrive accounts

DLP1 will be applied only to documents that have [answer choice].

▼

both a credit card number and the 1 year label applied

either a credit card number or the 1 year label applied

between 85 and 100 credit card numbers

- A. Mastered
- B. Not Mastered

Answer: A

Explanation:

Using a retention label in a policy is only supported for items in SharePoint Online and OneDrive for Business.

NEW QUESTION 40

- (Topic 6)

You have a Microsoft 365 subscription that contains the alerts shown in the following table.

Name	Severity	Status	Comment	Category
Alert1	Medium	Active	Comment1	Threat management
Alert2	Low	Resolved	Comment2	Other

Which properties of the alerts can you modify?

- A. Status only
- B. Status and Comment only
- C. Status and Severity only
- D. Status, Severity, and Comment only
- E. Status, Severity, Comment and Category

Answer: B

Explanation:

Reference:

<https://docs.microsoft.com/en-us/microsoft-365/security/defender-endpoint/update-alert?view=o365-worldwide#limitations>

NEW QUESTION 41

- (Topic 6)

You have a Microsoft 365 E5 tenant that has sensitivity label support enabled for Microsoft and SharePoint Online.

You need to enable unified labeling for Microsoft 365 groups. Which cmdlet should you run?

- A. set-unifiedGroup
- B. Set-Labelpolicy
- C. Execute-AzureAdLabelSync
- D. Add-UnifiedGroupLinks

Answer: C

NEW QUESTION 46

- (Topic 6)

You have a Microsoft Azure Active Directory (Azure AD) tenant named Contoso.com. You create a Microsoft Defender for identity instance Contoso.

The tenant contains the users shown in the following table.

Name	Member of group	Azure AD role
User1	Defender for Identity Contoso Administrators	None
User2	Defender for Identity Contoso Users	None
User3	None	Security administrator
User4	Defender for Identity Contoso Users	Global administrator

You need to modify the configuration of the Defender for identity sensors.

Solutions: You instruct User1 to modify the Defender for identity sensor configuration. Does this meet the goal?

- A. Yes
- B. No

Answer: A

NEW QUESTION 51

HOTSPOT - (Topic 6)

You have a Microsoft 365 E5 subscription that has auditing turned on. The subscription contains the users shown in the following table.

Name	License
Admin1	Microsoft Office 365 E5
Admin2	None

New audit retention policy

Name *

Policy1

Description

Record Types

AzureActiveDirectory

Activities

Added user

Users:

Show results for all users

Duration *

☐ 90 Days

☒ 6 Months

☐ 1 Year

Priority *

100

You plan to create a new user named User1.

How long will the user creation audit event be available if Admin1 or Admin2 creates User1? To answer, select the appropriate options in the answer area.

Each correct selection is worth one point.

Answer Area

Admin1:

6 months

30 days

90 days

6 months

1 year

Admin2:

90 days

30 days

90 days

6 months

1 year

- A. Mastered
B. Not Mastered

Answer: A

Explanation:

Answer Area

Admin1:

6 months

30 days

90 days

6 months

1 year

Admin2:

90 days

30 days

90 days

6 months

1 year

NEW QUESTION 54

- (Topic 6)

You have a Microsoft 365 E5 subscription that uses Microsoft Defender for Endpoint. You plan to perform device discovery and authenticated scans of network devices. You install and register the network scanner on a device named Device1. What should you do next?

- A. Connect Defender for Endpoint to Microsoft Intune.
- B. Apply for Microsoft Threat Experts - Targeted Attack Notifications.
- C. Create an assessment job.
- D. Download and run an onboarding package.

Answer: C

NEW QUESTION 55

DRAG DROP - (Topic 6)

DRAG DROP

You have a Microsoft 365 E5 subscription. Several users have iOS devices. You plan to enroll the iOS devices in Microsoft Endpoint Manager. You need to ensure that you can create an iOS/iPadOS enrollment profile in Microsoft Endpoint Manager. Which three actions should you perform in sequence? To answer, move the appropriate actions from the list of actions to the answer area and arrange them in the correct order.

Actions

From the Microsoft Endpoint Manager admin center, add a device enrollment manager.

From the Microsoft Endpoint Manager admin center, download a certificate signing request.

Upload an Apple MDM push certificate to Microsoft Endpoint Manager.

Create a certificate from the Apple Push Certificates Portal.

From the Microsoft Endpoint Manager admin center, configure device enrollment restrictions.

Answer Area

- A. Mastered
- B. Not Mastered

Answer: A

Explanation:

Actions

From the Microsoft Endpoint Manager admin center, add a device enrollment manager.

From the Microsoft Endpoint Manager admin center, download a certificate signing request.

Upload an Apple MDM push certificate to Microsoft Endpoint Manager.

Create a certificate from the Apple Push Certificates Portal.

From the Microsoft Endpoint Manager admin center, configure device enrollment restrictions.

Answer Area

From the Microsoft Endpoint Manager admin center, download a certificate signing request.

Create a certificate from the Apple Push Certificates Portal.

Upload an Apple MDM push certificate to Microsoft Endpoint Manager.

NEW QUESTION 58

- (Topic 6)

You have a Microsoft 365 subscription. You need to create a data loss prevention (DLP) policy that is configured to use the Set headers action. To which location can the policy be applied?

- A. OneDrive accounts
- B. Exchange email
- C. Teams chat and channel messages
- D. SharePoint sites

Answer: B

NEW QUESTION 62

HOTSPOT - (Topic 6)

You have a Microsoft 365 E5 subscription that contains the users shown in the following table.

The Leader of IT Certification

visit - <https://www.certleader.com>

Name	Member of	Passwordless capable	Multi-factor authentication (MFA) method registered
User1	Group1	Capable	Microsoft Authenticator app (push notification)
User2	Group2	Capable	Microsoft Authenticator app (push notification)
User3	Group1, Group2	Capable	Mobile phone, Windows Hello for Business

Each user has a device with the Microsoft Authenticator app installed.
From Microsoft Authenticator settings for the subscription, the Enable and Target settings are configured as shown in the exhibit. (Click the Exhibit tab.)

Microsoft Authenticator settings

Number Matching will begin to be enabled for all users of the Microsoft Authenticator app starting 27th of February 2023. [Learn more](#)

The Microsoft Authenticator app is a flagship authentication method, usable in passwordless or simple push notification approval modes. The app is free to download and use on Android/iOS mobile devices. [Learn more](#).

Enable and Target

Configure

Enable

Include

Exclude

Target

All users

Select groups

Add groups

Name	Type	Registration	Authentication mode
Group1	Group	Optional	Passwordless

For each of the following statements, select Yes if the statement is true. Otherwise, select No.
NOTE: Each correct selection is worth one point.

Statements	Yes	No
User1 can use number matching during sign-in.	<input type="radio"/>	<input type="radio"/>
User2 can use number matching during sign-in.	<input type="radio"/>	<input type="radio"/>
User3 can use number matching during sign-in.	<input type="radio"/>	<input type="radio"/>

- A. Mastered
- B. Not Mastered

Answer: A

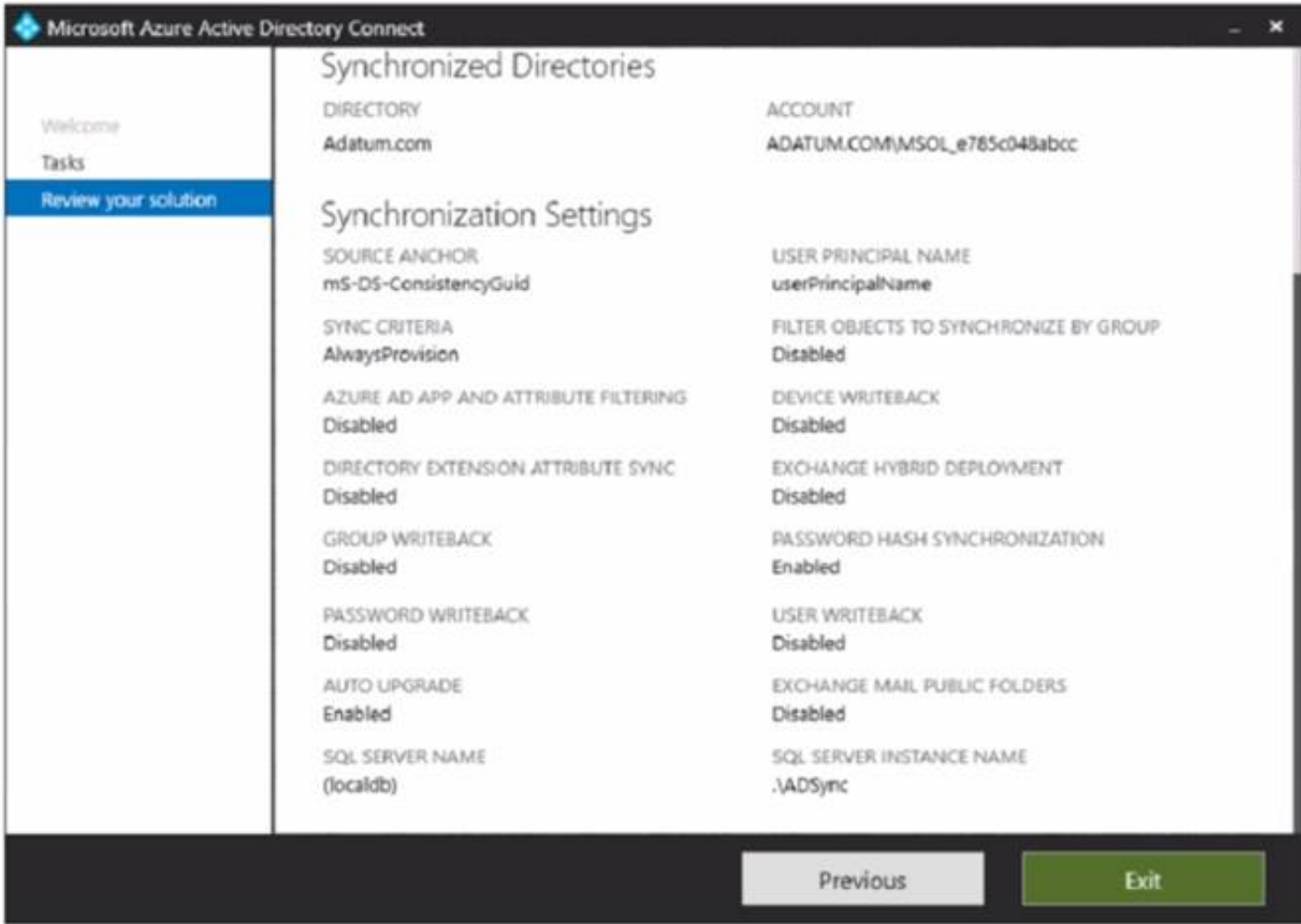
Explanation:

Statements	Yes	No
User1 can use number matching during sign-in.	<input type="radio"/>	<input checked="" type="radio"/>
User2 can use number matching during sign-in.	<input type="radio"/>	<input checked="" type="radio"/>
User3 can use number matching during sign-in.	<input type="radio"/>	<input checked="" type="radio"/>

NEW QUESTION 66

HOTSPOT - (Topic 6)

Your network contains an on-premises Active Directory domain that is synced to Azure AD as shown in the following exhibit.



An on-premises Active Directory user account named Allan Yoo is synchronized to Azure AD. You view Allan's account from Microsoft 365 and notice that his username is set to Allan @>ddatum.onmicrosoft.com.
 For each of the following statements, select Yes if the statement is true. Otherwise, select No.
 NOTE Each correct selection is worth one point.

Answer Area

Statements	Yes	No
From the Azure portal, you can reset the password of Allan Yoo.	<input type="radio"/>	<input type="radio"/>
From the Azure portal, you can configure the job title of Allan Yoo.	<input type="radio"/>	<input type="radio"/>
From the Azure portal, you can configure the usage location of Allan Yoo.	<input type="radio"/>	<input type="radio"/>

- A. Mastered
- B. Not Mastered

Answer: A

Explanation:

Answer Area

Statements	Yes	No
From the Azure portal, you can reset the password of Allan Yoo.	<input type="radio"/>	<input checked="" type="radio"/>
From the Azure portal, you can configure the job title of Allan Yoo.	<input type="radio"/>	<input checked="" type="radio"/>
From the Azure portal, you can configure the usage location of Allan Yoo.	<input type="radio"/>	<input checked="" type="radio"/>

NEW QUESTION 67

HOTSPOT - (Topic 6)
HOTSPOT

You have a Microsoft 365 E5 tenant that contains the users shown in the following table.

Name	Role
User1	Global admin
User2	None
User3	None

You provision the private store in Microsoft Store for Business.
 You assign Microsoft Store for Business roles to the users as shown in the following table.

Name	Role
User1	None
User2	Purchaser
User3	Basic Purchaser

You need to identify which users can add apps to the private store, and which users can assign apps from Microsoft Store for Business. Which users should you identify? To answer, select the appropriate options in the answer area.
NOTE: Each correct selection is worth one point.

Can add apps to the private store:

User2 only

User1 and User2 only

User2 and User3 only

User1, User2, and User3

Can assign apps from Microsoft Store for Business:

User2 only

User1 and User2 only

User2 and User3 only

User1, User2, and User3

- A. Mastered
- B. Not Mastered

Answer: A

Explanation:

Can add apps to the private store:

User2 only

User1 and User2 only

User2 and User3 only

User1, User2, and User3

Can assign apps from Microsoft Store for Business:

User2 only

User1 and User2 only

User2 and User3 only

User1, User2, and User3

NEW QUESTION 69

- (Topic 6)
You have a Microsoft 365 E5 subscription that contains the users shown in the following table.

Name	Role
User1	Reports Reader
User2	Exchange Administrator
User3	User Experience Success Manager

Which users can review the Adoption Score in the Microsoft 365 admin center?

- A. User1 only
- B. User2 only
- C. User1 and User2 only
- D. User1 and User3 only
- E. User1, User2, and User3

Answer: E

NEW QUESTION 70

- (Topic 6)

You have a Microsoft 365 E5 tenant that contains the devices shown in the following table.

Name	Platform
Device1	Windows 10 Enterprise
Device2	iOS
Device3	Android
Device4	Windows 10 Pro

The devices are managed by using Microsoft Intune.

You plan to use a configuration profile to assign the Delivery Optimization settings. Which devices will support the settings?

- A. Device1 only
- B. Device1 and Device4
- C. Device1, Device3, and Device4
- D. Device1, Device2, Device3, and Device4

Answer: A

NEW QUESTION 73

- (Topic 6)

You have a Microsoft 365 E5 tenant.

Industry regulations require that the tenant comply with the ISO 27001 standard. You need to evaluate the tenant based on the standard.

- A. From Policy in the Azure portal, select Compliance, and then assign a policy.
- B. From Compliance Manager, create an assessment.
- C. From the Microsoft 365 compliance center, create an audit retention policy.
- D. From the Microsoft 365 admin center, enable the Productivity Score.

Answer: B

NEW QUESTION 77

- (Topic 6)

You need to notify the manager of the human resources department when a user in the department shares a file or folder from the department's Microsoft SharePoint Online site. What should you do?

- A. From the SharePoint Online site, create an alert.
- B. From the SharePoint Online admin center, modify the sharing settings.
- C. From the Microsoft 365 Defender portal, create an alert policy.
- D. From the Microsoft Purview compliance portal, create a data loss prevention (DLP) policy.

Answer: D

NEW QUESTION 80

- (Topic 6)

You have a Microsoft 365 E5 subscription that has Microsoft Defender for Endpoint integrated with Microsoft Endpoint Manager.

Devices are onboarded by using Microsoft Defender for Endpoint.

You plan to block devices based on the results of the machine risk score calculated by Microsoft Defender for Endpoint.

What should you create first?

- A. a device configuration policy
- B. a device compliance policy
- C. a conditional access policy
- D. an endpoint detection and response policy

Answer: B

Explanation:

Reference:

<https://docs.microsoft.com/en-us/mem/intune/protect/advanced-threat-protection-configure>

NEW QUESTION 83

- (Topic 6)

You have a Microsoft 365 E5 subscription that contains the devices shown in the following table.

Platform	Count
Windows 10	50
Android	50
Linux	50

You need to configure an incident email notification rule that will be triggered when an alert occurs only on a Windows 10 device. The solution must minimize administrative effort. What should you do first?

- A. From the Microsoft 365 admin center, create a mail-enabled security group.
- B. From the Microsoft 365 Defender portal, create a device group.
- C. From the Microsoft Endpoint Manager admin center, create a device category.
- D. From the Azure Active Directory admin center, create a dynamic device group.

Answer: B

Explanation:

Reference:

<https://docs.microsoft.com/en-us/microsoft-365/security/defender-endpoint/machine-groups?view=o365-worldwide>

<https://docs.microsoft.com/en-us/microsoft-365/security/defender-endpoint/configure-email-notifications?view=o365-worldwide>

NEW QUESTION 87

HOTSPOT - (Topic 6)

You have a Microsoft 365 E5 tenant that contains two users named User1 and User2 and the groups shown in the following table.

Name	Members
Group1	User1
Group2	User2, Group1

You have a Microsoft Intune enrollment policy that has the following settings:

? MDM user scope: Some

? uk.co.certification.simulator.questionpool.PList@184e72e0

? MAM user scope: Some

? uk.co.certification.simulator.questionpool.PList@184e7360 You purchase the devices shown in the following table.

Name	Platform
Device1	Windows 10
Device2	Android

For each of the following statements, select Yes if the statement is true. Otherwise, select No.

NOTE: Each correct selection is worth one point.

Statements	Yes	No
User1 can enroll Device1 in Intune by using automatic enrollment	<input type="radio"/>	<input type="radio"/>
User1 can enroll Device2 in Intune by using automatic enrollment	<input type="radio"/>	<input type="radio"/>
User2 can enroll Device2 in Intune by using automatic enrollment	<input type="radio"/>	<input type="radio"/>

- A. Mastered
- B. Not Mastered

Answer: A

Explanation:

Statements	Yes	No
User1 can enroll Device1 in Intune by using automatic enrollment	<input checked="" type="radio"/>	<input type="radio"/>
User1 can enroll Device2 in Intune by using automatic enrollment	<input checked="" type="radio"/>	<input type="radio"/>
User2 can enroll Device2 in Intune by using automatic enrollment	<input type="radio"/>	<input checked="" type="radio"/>

NEW QUESTION 88

DRAG DROP - (Topic 6)

You have a Microsoft 365 subscription.

You need to meet the following requirements:

- Report a Microsoft 365 service issue.
- Request help on how to add a new user to an Azure AD tenant.

What should you use in the Microsoft 365 admin center? To answer, drag the appropriate features to the correct requirements. Each feature may be used once, more than once, or not at all. You may need to drag the split bar between panes or scroll to view content.

NOTE: Each correct selection is worth one point.

Features	Answer Area
Message center	To report issues regarding a Microsoft 365 service: <input type="text"/>
New service request	To request help on how to add a new user to the tenant: <input type="text"/>
Product feedback	
Service health	

- A. Mastered
B. Not Mastered

Answer: A

Explanation:

Features	Answer Area
Message center	To report issues regarding a Microsoft 365 service: <input type="text" value="New service request"/>
New service request	To request help on how to add a new user to the tenant: <input type="text" value="Message center"/>
Product feedback	
Service health	

NEW QUESTION 90

- (Topic 6)

Note: This question is part of a series of questions that present the same scenario. Each question in the series contains a unique solution that might meet the stated goals. Some question sets might have more than one correct solution, while others might not have a correct solution.

After you answer a question in this section, you will NOT be able to return to it. As a result, these questions will not appear in the review screen.

Your network contains an on-premises Active Directory domain named contoso.com. The domain contains the users shown in the following table.

Name	UPN suffix
User1	Contoso.com
User2	Fabrikam.com

The domain syncs to an Azure AD tenant named contoso.com as shown in the exhibit. (Click the Exhibit tab.)

PROVISION FROM ACTIVE DIRECTORY



Azure AD Connect cloud provisioning

This feature allows you to manage provisioning from the cloud.

[Manage provisioning \(Preview\)](#)

Azure AD Connect sync

Sync Status	Enabled
Last Sync	Less than 1 hour ago
Password Hash Sync	Enabled

USER SIGN-IN



Federation	Disabled	0 domains
Seamless single sign-on	Enabled	1 domain
Pass-through authentication	Enabled	2 agents

User2 fails to authenticate to Azure AD when signing in as user2@fabrikam.com. You need to ensure that User2 can access the resources in Azure AD.

Solution: From the Microsoft Entra admin center, you add fabrikam.com as a custom domain. You instruct User2 to sign in as user2@fabrikam.com.

Does this meet the goal?

- A. Yes

B. No

Answer: A

Explanation:

The on-premises Active Directory domain is named contoso.com. To enable users to sign on using a different UPN (different domain), you need to add the domain to Microsoft 365 as a custom domain.

NEW QUESTION 91

HOTSPOT - (Topic 6)

You have a Microsoft 365 E5 subscription that contains the users shown in the following table.

Name	Member of	Role
User1	Group1	User Administrator
User2	Group1	None
User3	Group2	None
User4	None	Global Administrator

You enable self-service password reset (SSPR) for Group1. You configure security questions as the only authentication method for SSPR. Which users can use SSPR, and which users must answer security questions to reset their password? To answer, select the appropriate options in the answer area.
NOTE; Each correct selection is worth one point.

Answer Area

Users that can use SSPR:

User1, User2, and User4 only

User1 and User2 only

User1, User2, and User3 only

User1, User2, and User4 only

User1, User2, User3, and User4

Users that must answer security questions to reset their password:

User1 and User2 only

User1 only

User2 only

User1 and User2 only

User1, User2, and User3 only

User1, User2, and User4 only

User1, User2, User3, and User4

- A. Mastered
- B. Not Mastered

Answer: A

Explanation:

Answer Area

Users that can use SSPR:

User1, User2, and User4 only

User1 and User2 only

User1, User2, and User3 only

User1, User2, and User4 only

User1, User2, User3, and User4

Users that must answer security questions to reset their password:

User1 and User2 only

User1 only

User2 only

User1 and User2 only

User1, User2, and User3 only

User1, User2, and User4 only

User1, User2, User3, and User4

NEW QUESTION 94

HOTSPOT - (Topic 6)

You have an Azure subscription and an on-premises Active Directory domain. The domain contains 50 computers that run Windows 10.

You need to centrally monitor System log events from the computers.

What should you do? To answer, select the appropriate options in the answer area.

NOTE: Each correct selection is worth one point.

In Azure:

	▼
Add and configure the Diagnostics settings for the Azure Activity Log.	
Add and configure an Azure Log Analytics workspace.	
Add an Azure Storage account and Azure Cognitive Search	
Add an Azure Storage account and a file share.	

On the computers:

	▼
Create an event subscription.	
Modify the membership of the Event Log Readers group.	
Enroll in Microsoft Endpoint Manager.	
Install the Microsoft Monitoring Agent.	

- A. Mastered
B. Not Mastered

Answer: A

Explanation:

In Azure:

	▼
Add and configure the Diagnostics settings for the Azure Activity Log.	
Add and configure an Azure Log Analytics workspace.	
Add an Azure Storage account and Azure Cognitive Search	
Add an Azure Storage account and a file share.	

On the computers:

	▼
Create an event subscription.	
Modify the membership of the Event Log Readers group.	
Enroll in Microsoft Endpoint Manager.	
Install the Microsoft Monitoring Agent.	

NEW QUESTION 95

- (Topic 6)

Your on-premises network contains an Active Directory domain. You have a Microsoft 365 E5 subscription.

You plan to implement a hybrid configuration that has the following requirements:

- Minimizes the number of times users are prompted for credentials when they access Microsoft 365 resources
- Supports the use of Azure AD Identity Protection

You need to configure Azure AD Connect to support the planned implementation. Which two options should you select? Each correct answer presents part of the solution.

NOTE: Each correct selection is worth one point.

- A. Password Hash Synchronization
B. Password writeback
C. Directory extension attribute sync
D. Enable single sign-on
E. Pass-through authentication

Answer: AB

NEW QUESTION 99

- (Topic 6)

You have a Microsoft 365 subscription that uses an Azure AD tenant named contoso.com. The tenant contains the users shown in the following table.

Name	Role
User1	Exchange Administrator
User2	User Administrator
User3	Global Administrator
User4	None

You add another user named User5 to the User Administrator role. You need to identify which two management tasks User5 can perform.

Which two tasks should you identify? Each correct answer presents a complete solution.

NOTE: Each correct selection is worth one point.

- A. Delete User2 and User4 only.
B. Reset the password of User4 only
C. Reset the password of any user in Azure AD.
D. Delete User1, User2, and User4 only.
E. Reset the password of User2 and User4 only.

F. Delete any user in Azure AD.

Answer: AE

Explanation:

Users with the User Administrator role can create users and manage all aspects of users with some restrictions (see below). Only on users who are non-admins or in any of the following limited admin roles:

- Directory Readers
- Guest Inviter
- Helpdesk Administrator
- Message Center Reader
- Reports Reader
- User Administrator Reference:

<https://docs.microsoft.com/en-us/azure/active-directory/users-groups-roles/directory-assign-admin-roles#available-roles>

NEW QUESTION 103

- (Topic 6)

You implement Microsoft Azure Advanced Threat Protection (Azure ATP). You have an Azure ATP sensor configured as shown in the following exhibit.



How long after the Azure ATP cloud service is updated will the sensor update?

- A. 20 hours
- B. 12 hours
- C. 7 hours
- D. 48 hours

Answer: B

NEW QUESTION 107

- (Topic 6)

You have a Microsoft 365 tenant.

You plan to manage incidents in the tenant by using the Microsoft 365 security center. Which Microsoft service source will appear on the Incidents page of the Microsoft 365 security center?

- A. Microsoft Cloud App Security
- B. Azure Sentinel
- C. Azure Web Application Firewall
- D. Azure Defender

Answer: A

Explanation:

Reference:

<https://docs.microsoft.com/en-us/microsoft-365/security/defender/investigate-alerts?view=o365-worldwide>

NEW QUESTION 108

HOTSPOT - (Topic 6)

HOTSPOT

			progress	actions	summary			
SP800	15444	Incomplete	72%	3 of 450 completed	887 of 887 completed	Group1	Microsoft 365	NIST 800-53
Data Protection Baseline	14370	Incomplete	70%	3 of 489 completed	835 of 835 completed	Group2	Microsoft 365	Data Protection Baseline

The SP800 assessment has the improvement actions shown in the following table.

Answer Area	Statements	Yes	No
	Establish a threat intelligence program will appear as Implemented in the SP800 assessment.	<input type="radio"/>	<input type="radio"/>
	The SP800 assessment score will increase by 54 points.	<input type="radio"/>	<input type="radio"/>
	The Data Protection Baseline score will increase by 9 points.	<input type="radio"/>	<input type="radio"/>

A. Mastered

B. Not Mastered

Answer: A

Explanation:
Answer Area

Statements	Yes	No
Establish a threat intelligence program will appear as implemented in the SP800 assessment.	<input type="radio"/>	<input checked="" type="radio"/>
The SP800 assessment score will increase by 54 points.	<input type="radio"/>	<input checked="" type="radio"/>
The Data Protection Baseline score will increase by 9 points.	<input type="radio"/>	<input checked="" type="radio"/>

NEW QUESTION 111
HOTSPOT - (Topic 6)
You have a Microsoft 365 tenant that contains the groups shown in the following table.

Name	Type
Group1	Microsoft 365
Group2	Distribution
Group3	Mail-enabled security
Group4	Security

You plan to create a compliance policy named Compliance1.
You need to identify the groups that meet the following requirements:
? Can be added to Compliance1 as recipients of noncompliance notifications
? Can be assigned to Compliance1
To answer, select the appropriate options in the answer area.
NOTE: Each correct selection is worth one point.

Can be added to Compliance1 as recipients of noncompliance notifications:

Group1 and Group4 only
Group3 and Group4 only
Group1, Group2 and Group3 only
Group1, Group3, and Group4 only
Group1, Group2, Group3, and Group4

Can be assigned to Compliance1:

Group1 and Group4 only
Group3 and Group4 only
Group1, Group2 and Group3 only
Group1, Group3, and Group4 only
Group1, Group2, Group3, and Group4

A. Mastered
B. Not Mastered

Answer: A

Explanation:

Can be added to Compliance1 as recipients of noncompliance notifications:

Group1 and Group4 only
Group3 and Group4 only
Group1, Group2 and Group3 only
Group1, Group3, and Group4 only
Group1, Group2, Group3, and Group4

Can be assigned to Compliance1:

Group1 and Group4 only
Group3 and Group4 only
Group1, Group2 and Group3 only
Group1, Group3, and Group4 only
Group1, Group2, Group3, and Group4

NEW QUESTION 115

- (Topic 6)

Your network contains an on-premises Active Directory domain named contoso.com.

For all user accounts, the Logon Hours settings are configured to prevent sign-ins outside of business hours.

You plan to sync contoso.com to an Azure AD tenant.

You need to recommend a solution to ensure that the logon hour restrictions apply when synced users sign in to Azure AD.

What should you include in the recommendation?

- A. pass-through authentication
- B. conditional access policies
- C. password synchronization
- D. Azure AD Identity Protection policies

Answer: A

Explanation:

Reference:

<https://nickblog.azurewebsites.net/2016/10/17/azure-ad-pass-through-authentication/>

NEW QUESTION 120

- (Topic 6)

You enable the Azure AD Identity Protection weekly digest email. You create the users shown in the following table.

Name	Role
Admin1	Security reader
Admin2	User administrator
Admin3	Security administrator
Admin4	Compliance administrator

Which users will receive the weekly digest email automatically?

- A. Admin2, Admin3, and Admin4 only
- B. Admin1, Admin2, Admin3, and Admin4
- C. Admin2 and Admin3 only
- D. Admin3 only
- E. Admin1 and Admin3 only

Answer: E

Explanation:

By default, all Global Admins receive the email. Any newly created Global Admins, Security Readers or Security Administrators will automatically be added to the recipients list.

NEW QUESTION 124

HOTSPOT - (Topic 6)

Your company has a Microsoft 365 tenant

You plan to allow users that are members of a group named Engineering to enroll their mobile device in mobile device management (MDM)

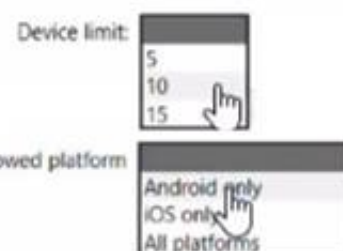
The device type restriction are configured as shown in the following table.

Priority	Name	Allowed platform	Assigned to
1	iOS	iOS	Marketing
2	Android	Android	Engineering
Default	All users	All platforms	All users

The device limit restriction are configured as shown in the following table.

Priority	Name	Device limit	Assigned to
1	Engineering	15	Engineering
2	West Region	5	Engineering
Default	All users	10	All users

Answer Area



- A. Mastered
- B. Not Mastered

Answer: A

Explanation:

<https://docs.microsoft.com/en-us/mem/intune/enrollment/enrollment-restrictions-set#change-enrollment-restriction-priority>

NEW QUESTION 127

DRAG DROP - (Topic 6)

You have an Azure subscription that is linked to a hybrid Microsoft Entra tenant.

All users sync from Active Directory Domain Services (AD DS) to the tenant by using Express Settings in Microsoft Entra Connect.

You plan to implement self-service password reset (SSPR).

You need to ensure that when a user resets or changes a password, the password syncs with AD DS.

Which actions should you perform in sequence? To answer, drag the appropriate actions to the correct order. Each action may be used once, more than once, or not at all. You may need to drag the split bar between panes or scroll to view content.

NOTE: Each correct selection is worth one point.

Actions

From the Microsoft Entra admin center, configure on-premises integration password writeback.

From the Microsoft Entra admin center, configure the authentication methods for SSPR.

From the Microsoft Entra admin center, configure the registration settings for SSPR.

Select Group writeback in Microsoft Entra Connect.

Select Password writeback in Microsoft Entra Connect.

Answer Area

Step 1: Validate permissions for the Microsoft Entra Connect account.

Step 2:

Step 3:

- A. Mastered
- B. Not Mastered

Answer: A

Explanation:

Actions

From the Microsoft Entra admin center, configure on-premises integration password writeback.

From the Microsoft Entra admin center, configure the authentication methods for SSPR.

From the Microsoft Entra admin center, configure the registration settings for SSPR.

Select Group writeback in Microsoft Entra Connect.

Select Password writeback in Microsoft Entra Connect.

Answer Area

Step 1: Validate permissions for the Microsoft Entra Connect account.

Step 2: From the Microsoft Entra admin center, configure on-premises integration password writeback.

Step 3: Select Password writeback in Microsoft Entra Connect.

NEW QUESTION 131

- (Topic 6)

You have a Microsoft 365 subscription that contains the users shown in the following table.

Name	Department
User1	Human resources
User2	Research
User3	Human resources
User4	Marketing

You need to configure group-based licensing to meet the following requirements:

? To all users, deploy an Office 365 E3 license without the Power Automate license option.

? To all users, deploy an Enterprise Mobility + Security E5 license.

? To the users in the research department only, deploy a Power BI Pro license.

? To the users in the marketing department only, deploy a Visio Plan 2 license.

What is the minimum number of deployment groups required?

- A. 1
- B. 2
- C. 3
- D. 4
- E. 5

Answer: C

Explanation:

One for all users, one for the research department, and one for the marketing department.

Note: What are Deployment Groups?

With Deployment Groups, you can orchestrate deployments across multiple servers and perform rolling updates, while ensuring high availability of your application throughout. You can also deploy to servers on-premises or virtual machines on Azure or any cloud, plus have end-to-end traceability of deployed artifact versions down to the server level.

Reference:

<https://devblogs.microsoft.com/devops/deployment-groups-is-now-generally-available-sharing-of-targets-and-more>

NEW QUESTION 132

HOTSPOT - (Topic 6)

HOTSPOT

You have a Microsoft 365 subscription.

You are planning a threat management solution for your organization.

You need to minimize the likelihood that users will be affected by the following threats:

? Opening files in Microsoft SharePoint that contain malicious content

? Impersonation and spoofing attacks in email messages

Which policies should you create in Microsoft 365 Defender? To answer, select the appropriate options in the answer area.

NOTE: Each correct selection is worth one point.

Answer Area

Opening files in SharePoint that contain malicious content:

▼

☐ Anti-spam
 ☐ Anti-Phishing
 ☐ Safe Attachments
 ☐ Safe Links

Impersonation and spoofing attacks in email messages:

▼

☐ Anti-spam
 ☐ Anti-Phishing
 ☐ Safe Attachments
 ☐ Safe Links

- A. Mastered
- B. Not Mastered

Answer: A

Explanation:

Answer Area

Opening files in SharePoint that contain malicious content:

▼

☐ Anti-spam
 ☐ Anti-Phishing
 ☒ Safe Attachments
 ☐ Safe Links

Impersonation and spoofing attacks in email messages:

▼

☐ Anti-spam
 ☒ Anti-Phishing
 ☐ Safe Attachments
 ☐ Safe Links

NEW QUESTION 133

HOTSPOT - (Topic 6)

Your company uses Microsoft Defender for Endpoint. Microsoft Defender for Endpoint contains the device groups shown in the following table.

Rank	Device group	Member
1	Group1	Name starts with Comp
2	Group2	Name starts with Comp And OS In Windows 10
3	Group3	OS In Windows Server 2016
Last	Ungrouped devices (default)	Not applicable

You onboard computers to Microsoft Defender for Endpoint as shown in the following table.

Name	Operating system
Computer1	Windows 10
Computer2	Windows Server 2016

Of which groups are Computer1 and Computer2 members? To answer, select the appropriate options in The answer area.
NOTE: Each correct selection is worth one point.

Answer Area

Computer1: ☐ Group1 only
☒ Group1 only
☐ Group2 only
☐ Group1 and Group2
☐ Ungrouped devices

Computer2: ☐ Group1 only
☒ Group1 only
☐ Group3 only
☐ Group1 and Group3

- A. Mastered
- B. Not Mastered

Answer: A

Explanation:

Answer Area

Computer1: ☐ Group1 only
☒ Group1 only
☐ Group2 only
☐ Group1 and Group2
☐ Ungrouped devices

Computer2: ☐ Group1 only
☒ Group1 only
☐ Group3 only
☐ Group1 and Group3

NEW QUESTION 137

- (Topic 6)

You have a Microsoft 365 E5 subscription that uses Microsoft Defender for Office 365. You have the policies shown in the following table.

Name	Type
Policy1	Anti-phishing
Policy2	Anti-spam
Policy3	Anti-malware
Policy4	Safe Attachments

All the policies are configured to send malicious email messages to quarantine. Which policies support a customized quarantine retention period?

- A. Policy1 and Policy2 only
- B. Policy2 and Policy4 only
- C. Policy3 and Policy4 only
- D. Policy1 and Policy3 only

Answer: A

NEW QUESTION 141

HOTSPOT - (Topic 6)

HOTSPOT

Your network contains an on-premises Active Directory domain. You have a Microsoft 365 E5 subscription.

You plan to implement directory synchronization.

You need to identify potential synchronization issues for the domain. The solution must use the principle of least privilege.

What should you use? To answer, select the appropriate options in the answer area. NOTE: Each correct selection is worth one point.

Answer Area

Tool:

AccessChk
Azure AD Connect
Active Directory Explorer
IdFix

Required group membership:

Domain Admins
Domain Users
Server Operators
Enterprise Admins

- A. Mastered
- B. Not Mastered

Answer: A

Explanation:

Box 1: IdFix

Query and fix invalid object attributes with the IdFix tool

Microsoft is working to reduce the time required to remediate identity issues when onboarding to Microsoft 365. A portion of this effort is intended to address the time involved in remediating the Windows Server Active Directory (Windows Server AD) errors reported by the directory synchronization tools such as Azure AD Connect and Azure AD Connect cloud sync. The focus of IdFix is to enable you to accomplish this task in a simple, expedient fashion.

The IdFix tool provides you the ability to query, identify, and remediate the majority of object synchronization errors in your Windows Server AD forests in preparation for deployment to Microsoft 365. The utility does not fix all errors, but it does find and fix the majority. This remediation will then allow you to successfully synchronize users, contacts, and groups from on-premises Active Directory into Microsoft 365. Note: IdFix might identify errors beyond those that emerge during synchronization. The most common example is compliance with rfc 2822 for smtp addresses. Although invalid attribute values can be synchronized to the cloud, the product group recommends that these errors be corrected.

Incorrect:

* AccessChk

Box 2: Enterprise Admins

IdFix permissions requirements

The user account that you use to run IdFix must have read and write access to the AD DS domain.

If you aren't sure if your user account meets these requirements, and you're not sure how to check, you can still download and run IdFix. If your user account doesn't have the right permissions, IdFix will simply display an error when you try to run it.

* Enterprise Admins

The Enterprise Admins group exists only in the root domain of an Active Directory forest of domains. The group is a Universal group if the domain is in native mode. The group is a Global group if the domain is in mixed mode. Members of this group are authorized to make forest-wide changes in Active Directory, like adding child domains.

Incorrect:

* Domain Admins

Members of the Domain Admins security group are authorized to administer the domain. By default, the Domain Admins group is a member of the Administrators group on all computers that have joined a domain, including the domain controllers. The Domain Admins group is the default owner of any object that's created in Active Directory for the domain by any member of the group. If members of the group create other objects, such as files, the default owner is the Administrators group.

* Server Operator

Server Operators can log on to a server interactively; create and delete network shares; start and stop services; back up and restore files; format the hard disk of the computer; and shut down the computer. Any service that accesses the system has the Service identity.

* Domain Users - too few permissions

The Domain Users group includes all user accounts in a domain. When you create a user account in a domain, it's automatically added to this group.

NEW QUESTION 142

- (Topic 6)

Note: This question is part of a series of questions that present the same scenario. Each question in the series contains a unique solution that might meet the stated goals. Some question sets might have more than one correct solution, while others might not have a correct solution.

After you answer a question in this section, you will NOT be able to return to it. As a result, these questions will not appear in the review screen.

You have a Microsoft 365 E5 subscription.

You create an account for a new security administrator named SecAdmin1.

You need to ensure that SecAdmin1 can manage Microsoft Defender for Office 365 settings and policies for Microsoft Teams, SharePoint, and OneDrive.

Solution: From the Microsoft Entra admin center, you assign SecAdmin1 the Security Administrator role.

Does this meet the goal?

- A. Yes
- B. No

Answer: A

Explanation:

You need to assign the Security Administrator role. Reference:

<https://docs.microsoft.com/en-us/microsoft-365/security/office-365-security/office-365-atp>

NEW QUESTION 146

- (Topic 6)

You have an Azure Active Directory (Azure AD) tenant that contains a user named User1. Your company purchases a Microsoft 365 subscription.

You need to ensure that User1 is assigned the required role to create file policies and manage alerts in the Cloud App Security admin center.

Solution: From the Azure Active Directory admin center, you assign the Compliance administrator role to User1.

Does this meet the goal?

- A. Yes
- B. No

Answer: A

NEW QUESTION 149

- (Topic 6)

You have a Microsoft 365 tenant that contains a Windows 10 device. The device is onboarded to Microsoft Defender for Endpoint.

From Microsoft Defender Security Center, you perform a security investigation. You need to run a PowerShell script on the device to collect forensic information.

Which action should you select on the device page?

- A. Initiate Live Response Session
- B. Initiate Automated Investigation
- C. Collect investigation package
- D. Go hunt

Answer: A

Explanation:

Reference:

<https://docs.microsoft.com/en-us/microsoft-365/security/defender-endpoint/live-response?view=o365-worldwide>

NEW QUESTION 150

HOTSPOT - (Topic 6)

HOTSPOT

You have a Microsoft 365 E5 subscription that contains a Microsoft SharePoint Online site named Site1 and the users shown in the following table.

Name	Member of	Device
User1	Group1	Device1
User2	Group1	Device2, Device3

The devices are configured as shown in the following table.

Name	Platform	Azure AD join type
Device1	Windows 11	None
Device2	Windows 10	Joined
Device3	Android	Registered

You have a Conditional Access policy named CAPolicy1 that has the following settings: 1.Assignments

? Users or workload identities: Group1

? Cloud apps or actions: Office 365 SharePoint Online

? Conditions

- Filter for devices: Exclude filtered devices from the policy

- Rule syntax: device.displayName -startsWith "Device" 2.Access controls

? Grant

- Grant: Block access

? Session: 0 controls selected 3.Enable policy: On

For each of the following statements, select Yes if the statement is true. Otherwise, select No.

NOTE: Each correct selection is worth one point.

Answer Area

Statements

User1 can access Site1 from Device1.

Yes

☐

No

☐

User2 can access Site1 from Device2.

☐
☐

User2 can access Site1 from Device3.

☐
☐

- A. Mastered
- B. Not Mastered

Answer: A

Explanation:

Box 1: No

User1 is member of Group1 and has Device1.

Device1 is not Azure AD joined.

Note: Requiring a hybrid Azure AD joined device is dependent on your devices already being hybrid Azure AD joined.

Box 2: Yes

User2 is member of Group1 and has devices Device2 and Device3. Device2 is Azure AD joined.

Device2 is excluded from CAPolicy1 (which would block access to Site1). Box 3: Yes

User2 is member of Group1 and has devices Device2 and Device3.

Device3 is Android and is Azure AD registered.

Device3 is excluded from CAPolicy1 (which would block access to Site1).

Note: On Windows 7, iOS, Android, macOS, and some third-party web browsers, Azure AD identifies the device using a client certificate that is provisioned when the device is registered with Azure AD. When a user first signs in through the browser the user is prompted to select the certificate. The end user must select this certificate before they can continue to use the browser.

NEW QUESTION 153

- (Topic 6)

You have a Microsoft 365 E5 tenant that contains four devices enrolled in Microsoft Intune as shown in the following table.

Name	Platform
Device1	Windows 10
Device2	Android
Device3	macOS
Device4	iOS

You plan to deploy Microsoft 365 Apps for enterprise by using Microsoft Endpoint Manager. To which devices can you deploy Microsoft 365 Apps for enterprise?

- A. Device1 only
- B. Device1 and Device3 only
- C. Device2 and Device4 only
- D. Device1, Device2, and Device3 only
- E. Device1, Device2, Device3, and Device4

Answer: B

Explanation:

Reference:

<https://docs.microsoft.com/en-us/mem/intune/apps/apps-add>

NEW QUESTION 155

HOTSPOT - (Topic 6)

You have a Microsoft 365 E5 subscription that contains a Microsoft SharePoint site named Site1. Site1 contains the files shown in the following table.

Name	Number of IP addresses in the file
File1	2
File2	3

You have a data loss prevention (DLP) policy named DLP1 that has the advanced DLP rules shown in the following table.

Name	Content contains	Policy tip	If there is a match, stop processing	Priority
Rule1	3 or more IP addresses	Tip1	No	0
Rule2	1 or more IP addresses	Tip2	Yes	1
Rule3	2 or more IP addresses	Tip3	No	2

You apply DLP1 to Site1.

Which policy tip is displayed for each file? To answer, select the appropriate options in the answer area.

NOTE: Each correct selection is worth one point.

Answer Area

File1:

File2:

- A. Mastered
B. Not Mastered

Answer: A

Explanation:

Answer Area

File1:

File2:

NEW QUESTION 160

HOTSPOT - (Topic 6)

HOTSPOT

You have a Microsoft 365 E5 subscription that contains a user named User1. Azure AD Password Protection is configured as shown in the following exhibit.

Custom smart lockout

Lockout threshold

Lockout duration in seconds

Custom banned passwords

Enforce custom list

Custom banned password list

Password protection for Windows Server Active Directory

Enable password protection on Windows Server Active Directory

Mode

User1 attempts to update their password to the following passwords:

? F@lcon

? Project22

? T4il\$pin45dg4

Use the drop-down menus to select the answer choice that completes each statement based on the information presented in the graphic.

NOTE: Each correct selection is worth one point.

Answer Area

[Answer choice] will be accepted as a password.

▼

Only T4il\$pin45dg4

Only F@lcon and T4il\$pin45dg4

Only Project22 and T4il\$pin45dg4

F@lcon, Project22, and T4il\$pin45dg4

If User1 enters the same wrong password 15 times, waits 11 minutes, and then enters the same wrong password again, the user [answer choice].

▼

will be locked out

will trigger a user risk

can attempt to sign in again immediately

- A. Mastered
- B. Not Mastered

Answer: A

Explanation:

Box 1: Only T4il\$pin45dg4

Box 2: can attempt to sign in immediately Note: Manage Azure AD smart lockout values

Based on your organizational requirements, you can customize the Azure AD smart lockout values. Customization of the smart lockout settings, with values specific to your organization, requires Azure AD Premium P1 or higher licenses for your users. Customization of the smart lockout settings is not available for Azure China 21Vianet tenants.

To check or modify the smart lockout values for your organization, complete the following steps:

? Sign in to the Entra portal.

? Search for and select Azure Active Directory, then select Security > Authentication methods > Password protection.

? Set the Lockout threshold, based on how many failed sign-ins are allowed on an account before its first lockout.

? The default is 10 for Azure Public tenants and 3 for Azure US Government tenants.

? Set the Lockout duration in seconds, to the length in seconds of each lockout.

? The default is 60 seconds (one minute).

If the first sign-in after a lockout period has expired also fails, the account locks out again. If an account locks repeatedly, the lockout duration increases.

NEW QUESTION 165

- (Topic 6)

You have a Microsoft 365 E5 subscription that contains a user named User1 You create a retention label named Retention1 that is published to all locations.

You need to ensure that User1 can label email messages by using Retention1 as soon as possible.

Which cmdlet should you run in Microsoft Exchange Online PowerShell?

- A. Start-MpScan
- B. Start-Process
- C. Start-ManagedFolderAsslstant
- D. Start-AppBackgroundTask

Answer: C

NEW QUESTION 170

- (Topic 6)

You have a Microsoft 365 E5 subscription that uses Microsoft Defender for Endpoint.

When users attempt to access the portal of a partner company, they receive the message shown in the following exhibit.

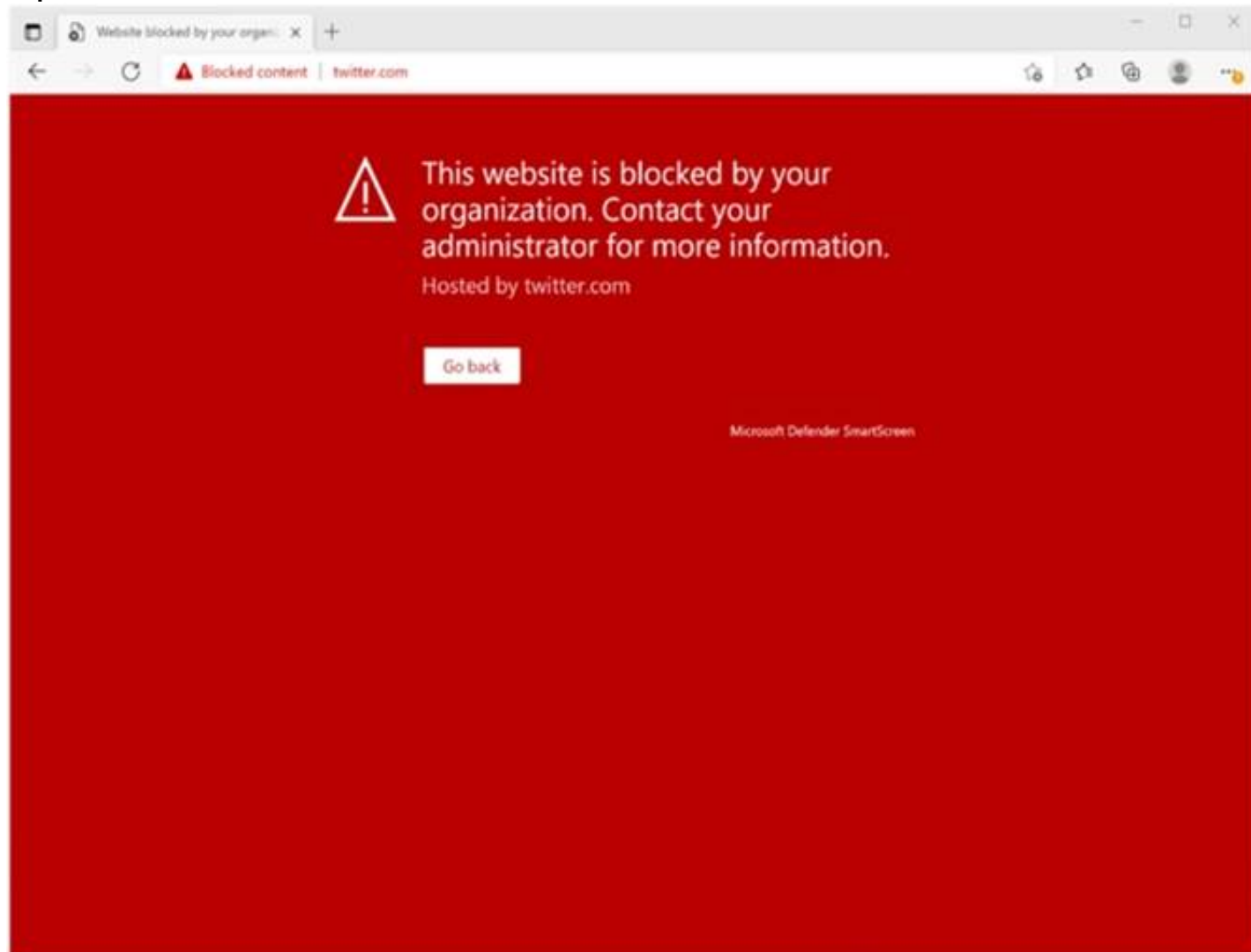


You need to enable user access to the partner company's portal. Which Microsoft Defender for Endpoint setting should you modify?

- A. Alert notifications
- B. Alert suppression
- C. Custom detections
- D. Advanced hunting
- E. Indicators

Answer: E

Explanation:



This Website Is Blocked By Your Organization

Custom indicators will block malicious IPs, URLs, and domains. Then, they will display the above message for the user.

Reference: <https://jadexstrategic.com/web-protection/>

NEW QUESTION 171

HOTSPOT - (Topic 6)

You have a Microsoft 365 Enterprise E5 subscription.

You add a cloud-based app named App1 to the Azure AD enterprise applications list.

You need to ensure that two-step verification is enforced for all user accounts the next time they connect to App1.

Which three settings should you configure from the policy? To answer, select the appropriate settings in the answer area.

NOTE: Each correct selection is worth one point.

Answer Area

New

Conditional Access policy

Control access based on Conditional Access policy to bring signals together, to make decisions, and enforce organizational policies.
[Learn more](#)

Name *

Assignments

Users or workload identities

All users

Cloud apps or actions

No cloud apps, actions, or authentication contexts selected

Conditions

0 conditions selected

Control access based on who the policy will apply to, such as users and groups, workload identities, directory roles, or external guests.
[Learn more](#)

What does this policy apply to?

Include Exclude

☐ None

☒ All users

☐ Select users and groups

Access controls

Grant

0 controls selected

Session

0 controls selected

Enable policy

Report-only On Off

Don't lock yourself out! This policy will affect all of your users. We recommend applying a policy to a small set of users first to verify it behaves as expected.

- A. Mastered
- B. Not Mastered

Answer: A

Explanation:
 Answer Area

New

Conditional Access policy

Control access based on Conditional Access policy to bring signals together, to make decisions, and enforce organizational policies.
[Learn more](#)

Name *

App1 policy

Assignments

Users or workload identities ⓘ

All users

Cloud apps or actions ⓘ

No cloud apps, actions, or authentication contexts selected

Conditions ⓘ

0 conditions selected

Access controls

Grant ⓘ

0 controls selected

Session ⓘ

0 controls selected

Enable policy

Report-only On Off

What does this policy apply to?

Users and groups

Include Exclude

☐ None

☒ All users

☐ Select users and groups

⚠ Don't lock yourself out! This policy will affect all of your users. We recommend applying a policy to a small set of users first to verify it behaves as expected.

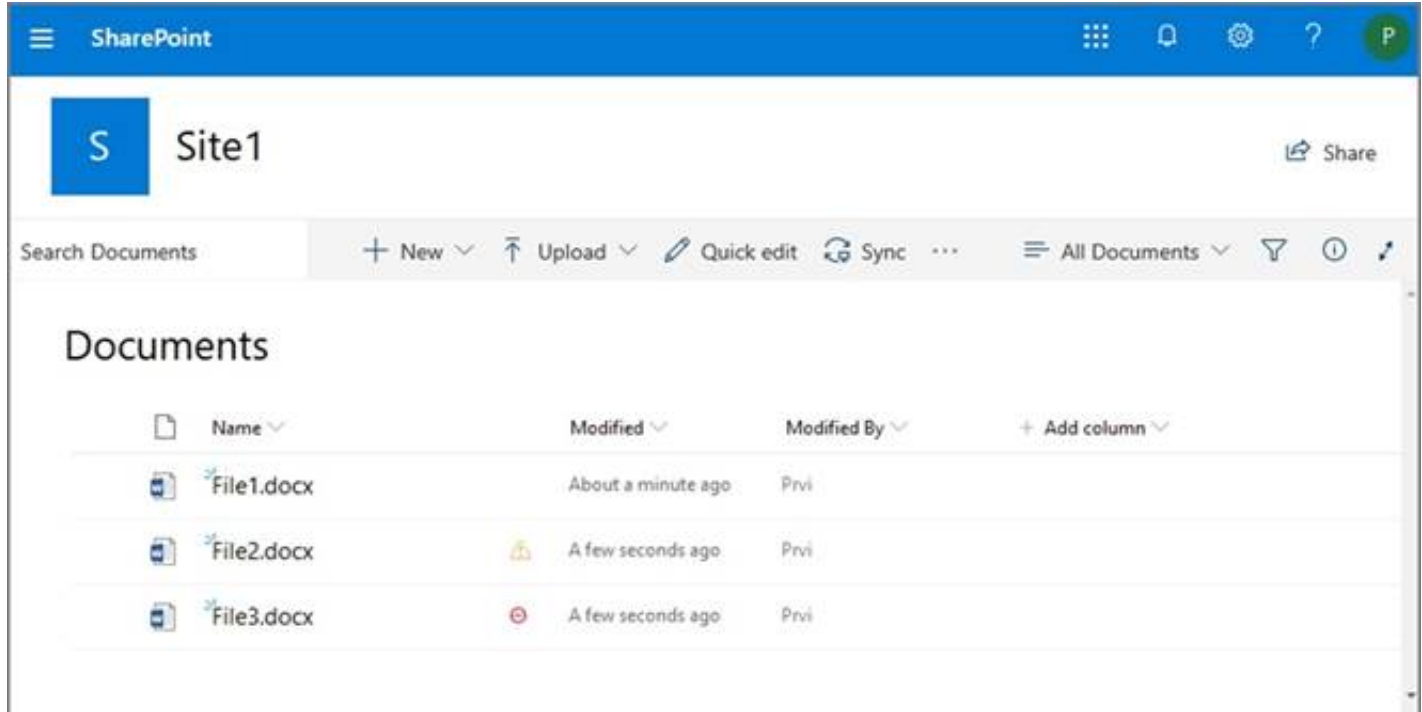
NEW QUESTION 174

HOTSPOT - (Topic 6)

From the Microsoft 365 compliance center, you configure a data loss prevention (DLP) policy for a Microsoft SharePoint Online site named Site1. Site1 contains the roles shown in the following table.

Role	Member
Site owner	Prvi
Site member	User1
Site visitor	User2

Prvi creates the files shown in the exhibit. (Click the Exhibit tab.)



Which files can User1 and User2 open? To answer, select the appropriate options in the answer area.

NOTE: Each correct selection is worth one point.

User1:	<div><div>▼</div><div>File1.docx only</div><div>File1.docx and File2.docx only</div><div>File1.docx, File2.docx, and File3.docx</div></div>
User2:	<div><div>▼</div><div>File1.docx only</div><div>File1.docx and File2.docx only</div><div>File1.docx, File2.docx, and File3.docx</div></div>

- A. Mastered
- B. Not Mastered

Answer: A

Explanation:

User1:	<div><div>▼</div><div>File1.docx only</div><div>File1.docx and File2.docx only</div><div>File1.docx, File2.docx, and File3.docx</div></div>
User2:	<div><div>▼</div><div>File1.docx only</div><div>File1.docx and File2.docx only</div><div>File1.docx, File2.docx, and File3.docx</div></div>

NEW QUESTION 178

- (Topic 6)

You have a Microsoft 365 tenant that contains two users named User1 and User2. You create the alert policy shown in the following exhibit.

Policy1

×

Edit policy

Delete policy

Status

☒ On

Description

Add a description

Severity

● Medium

Edit

Category

Information governance

Conditions

Activity is FileModified

Aggregation

Aggregated

Threshold

5 activities

Edit

Window

60 minutes

Scope

All users

Email recipients

User1@M365x082103.onmicrosoft.com

Daily notification limit

25

Edit

User2 runs a script that modifies a file in a Microsoft SharePoint Online library once every four minutes and runs for a period of two hours. How many alerts will User1 receive?

- A. 2
- B. 5
- C. 10
- D. 25

Answer: D

NEW QUESTION 181

- (Topic 6)

You have a Microsoft 365 E5 tenant.

You create an auto-labeling policy to encrypt emails that contain a sensitive info type. You specify the locations where the policy will be applied.

You need to deploy the policy. What should you do first?

- A. Review the sensitive information in Activity explorer
- B. Turn on the policy
- C. Run the policy in simulation mode
- D. Configure Azure Information Protection analytics

Answer: C

Explanation:

Reference:

<https://docs.microsoft.com/en-us/microsoft-365/compliance/apply-sensitivity-label-automatically?view=o365-worldwide>

NEW QUESTION 185

- (Topic 6)

You have Windows 10 devices that are managed by using Microsoft Endpoint Manager. You need to configure the security settings in Microsoft Edge.

What should you create in Microsoft Endpoint Manager?

- A. an app configuration policy
- B. an app
- C. a device configuration profile
- D. a device compliance policy

Answer: C

Explanation:

Reference:

<https://docs.microsoft.com/en-us/deployedge/configure-edge-with-intune>

NEW QUESTION 187

DRAG DROP - (Topic 6)

Your company has an Azure AD tenant named contoso.onmicrosoft.com.

You purchase a domain named contoso.com from a registrar and add all the required DNS records.

You create a user account named User1. User1 is configured to sign in as user1@contoso.onmicrosoft.com.

You need to configure User1 to sign in as user1@contoso.com.

Which three actions should you perform in sequence? To answer, move the appropriate actions from the list of actions to the answer area and arrange them in the correct order.

Actions		Answer Area
Run Update-rgDomain -DomainId contoso.com.		
Modify the email address of User1.	>	↑
Add contoso.com as a SAN for an X.509 certificate.	<	↓
Add a custom domain name.		
Verify the custom domain.		
Modify the username of User1.		

A. Mastered

B. Not Mastered

Answer: A

Explanation:

Actions		Answer Area
Run Update-rgDomain -DomainId contoso.com.		
Modify the email address of User1.	>	Add a custom domain name.
Add contoso.com as a SAN for an X.509 certificate.	<	Verify the custom domain.
Add a custom domain name.		
Verify the custom domain.		
Modify the username of User1.		Modify the username of User1.

NEW QUESTION 192

- (Topic 6)

Note: This question is part of a series of questions that present the same scenario. Each question in the series contains a unique solution that might meet the stated goals. Some question sets might have more than one correct solution, while others might not have a correct solution.

After you answer a question in this section, you will NOT be able to return to it As a result these questions will not appear in the review screen.

Your network contains an Active Directory forest. You deploy Microsoft 365.

You plan to implement directory synchronization.

You need to recommend a security solution for the synchronized identities. The solution must meet the following requirements:

- Users must be able to authenticate successfully to Microsoft 365 services if Active Directory becomes unavailable.
- User passwords must be 10 characters or more.

Solution: implement password hash synchronization and configure password protection in the Azure AD tenant.

Does this meet the goal?

A. Yes

B. No

Answer: B

NEW QUESTION 194

HOTSPOT - (Topic 6)

HOTSPOT

You have a Microsoft 365 subscription that contains a Microsoft SharePoint Online site named Site1. Site1 has he files in the following table.

Name	Number of IP addresses in the file
File1.docx	1
File2.txt	2
File3.docx	2
File4.bmp	3
File5.doc	3

The Site1 users are assigned the roles shown in the following table.

Name	Role
User1	Owner
User2	Visitor

You create a data less prevention (DLP) policy names Policy1 as shown in the following exhibit.

New DLP policy

Choose the information to protect

Name your policy

Choose locations

Policy settings

Review your settings

Review your settings

Template name

Custom policy

Edit

Policy name

Policy'

Edit

Description

Edit

Applies to content in these locations

SharePoint sites

Edit

Policy settings

If the content contains these types of sensitive info: IP Address, then notify people with a policy tip and email message.

If there are at least 2 instances of the same type of sensitive info, block access to the content.

Turn policy on after it's created?

Yes

Edit

How many files will be visible to user1 and User2 after Policy' is applied to answer, selected select the appropriate options in the answer area.
NOTE: Each correct selection is worth one point.

Answer Area

Use 1:

1
2
3
4
5

Use 2:

1
2
3
4
5

- A. Mastered
- B. Not Mastered

Answer: A

Explanation:

Answer Area

Use 1:

1
2
3
4
5

Use 2:

1
2
3
4
5

NEW QUESTION 195

DRAG DROP - (Topic 6)

Your company purchases a cloud app named App1.

You need to ensure that you can use Microsoft Cloud App Security to block downloads in App1. App1 supports session controls.

Which three actions should you perform in sequence? To answer, move the appropriate actions from the list of actions to the answer area and arrange them in the

correct order.

Actions

Answer Area

Deploy Azure Active Directory (Azure AD) Application Proxy.
From the Cloud App Security admin center, add an app connector.
Sign in to App1.
Create a conditional access policy.
From the Azure Active Directory admin center, configure the Diagnostic settings.
From the Azure Active Directory admin center, add an app registration for App1.



- A. Mastered
- B. Not Mastered

Answer: A

Explanation:

Actions

Answer Area

Deploy Azure Active Directory (Azure AD) Application Proxy.
From the Cloud App Security admin center, add an app connector.
Sign in to App1.
Create a conditional access policy.
From the Azure Active Directory admin center, configure the Diagnostic settings.
From the Azure Active Directory admin center, add an app registration for App1.



From the Cloud App Security admin center, add an app connector.
Create a conditional access policy.
Sign in to App1.

NEW QUESTION 200

- (Topic 6)

You have a Microsoft 365 E5 tenant.

You need to be notified when emails with attachments that contain sensitive personal data are sent to external recipients.

Which two policies can you use? Each correct answer presents a complete solution.

NOTE: Each correct selection is worth one point.

- A. a data loss prevention (DLP) policy
- B. a sensitivity label policy
- C. a Microsoft Cloud App Security file policy
- D. a communication compliance policy
- E. a retention label policy

Answer: AD

NEW QUESTION 201

- (Topic 6)

You have a Microsoft 365 E5 subscription.

Users have the devices shown in the following table.

Name	Platform	Owner	Enrolled in Microsoft Endpoint Manager
Device1	Android	User1	Yes
Device2	Android	User1	No
Device3	iOS	User1	No
Device4	Windows 10	User2	Yes
Device5	Windows 10	User2	No
Device6	iOS	User2	Yes

On which devices can you manage apps by using app configuration policies in Microsoft Endpoint Manager?

- A. Device1, Device4, and Device6
- B. Device2, Device3, and Device5
- C. Device1, Device2, Device3, and Device6
- D. Device1, Device2, Device4, and Device5

Answer: C

Explanation:

You can create and use app configuration policies to provide configuration settings for both iOS/iPadOS or Android apps on devices that are and are not enrolled in Microsoft Endpoint Manager.

Reference:

<https://docs.microsoft.com/en-us/mem/intune/apps/app-configuration-policies-overview>

NEW QUESTION 204

- (Topic 6)

You have a Microsoft 365 E5 subscription. The subscription contains users that have the following types of devices:

- Windows 10
- Android
- OS

On which devices can you configure the Endpoint DLP policies?

- A. Windows 10 only
- B. Windows 10 and Android only
- C. Windows 10 and macOS only
- D. Windows 10, Android, and iOS

Answer: D

Explanation:

Endpoint data loss prevention (Endpoint DLP) extends the activity monitoring and protection capabilities of DLP to sensitive items that are physically stored on Windows 10, Windows 11, and macOS (Catalina 10.15 and higher) devices. Once devices are onboarded into the Microsoft Purview solutions, the information about what users are doing with sensitive items is made visible in activity explorer and you can enforce protective actions on those items via DLP policies.

<https://docs.microsoft.com/en-us/microsoft-365/compliance/endpoint-dlp-learn-about?view=o365-worldwide>

NEW QUESTION 206

HOTSPOT - (Topic 6)

HOTSPOT

You have a Microsoft 365 E5 subscription that contains the users shown in the following table.

Name	Member of
Admin1	Group1
Admin2	Group2
Admin3	Group1, Group2

You add the following assignment for the User Administrator role:

? Scope type: Directory

? Selected members: Group1

? Assignment type: Active

? Assignment starts: Mar 15, 2023

? Assignment ends: Aug 15, 2023

You add the following assignment for the Exchange Administrator role:

? Scope type: Directory

? Selected members: Group2

? Assignment type: Eligible

? Assignment starts: Jun 15, 2023

? Assignment ends: Oct 15, 2023

For each of the following statements, select Yes if the statement is true. Otherwise, select No.

NOTE: Each correct selection is worth one point.

Answer Area

Statements	Yes	No
On July 15, 2023, Admin1 can reset the password of a user.	<input type="checkbox"/>	<input type="checkbox"/>
On June 20, 2023, Admin2 can manage Microsoft Exchange Online.	<input type="checkbox"/>	<input type="checkbox"/>
On May 1, 2023, Admin3 can reset the password of a user.	<input type="checkbox"/>	<input type="checkbox"/>

- A. Mastered
B. Not Mastered

Answer: A

Explanation:

Box 1: Yes

Admin1 is member of Group1.

The User Administrator role assignment has Group1 as a member. The assignment type: Active

July 15, 2023 is with the assignment period.

A User Administrator can manage all aspects of users and groups, including resetting passwords for limited admins.

Box 2: No

Admin2 is member of Group2.

The Exchange Administrator role assignment has Group2 as a member. The assignment type: Eligible

June 20, 2023 is with the assignment period. The assignment must be approved.

Note: Eligible assignment requires member or owner to perform an activation to use the role. Activations may also require providing a multi-factor authentication (MFA), providing a business justification, or requesting approval from designated approvers.

Box 3: Yes

Admin3 is member of Group1 and Group2.

The User Administrator role assignment has Group1 as a member. The assignment type: Active

May 1, 2023 is with the assignment period.

NEW QUESTION 210

- (Topic 6)

Note: This question is part of a series of questions that present the same scenario. Each question in the series contains a unique solution that might meet the stated goals. Some question sets might have more than one correct solution, while others might not have a correct solution.

After you answer a question in this section, you will NOT be able to return to it. As a result, these questions will not appear in the review screen.

Your network contains an Active Directory domain. You deploy an Azure AD tenant.

Another administrator configures the domain to synchronize to Azure AD.

You discover that 10 user accounts in an organizational unit (OU) are NOT synchronized to Azure AD. All the other user accounts synchronized successfully.

You review Azure AD Connect Health and discover that all the user account synchronizations completed successfully.

You need to ensure that the 10 user accounts are synchronized to Azure AD. Solution: You run idfix.exe and export the 10 user accounts.

Does this meet the goal?

- A. Yes
B. No

Answer: B

Explanation:

The question states that “all the user account synchronizations completed successfully”. If there were problems with the 10 accounts that needed fixing with idfix.exe, there would have been synchronization errors in Azure AD Connect Health.

It is likely that the 10 user accounts are being excluded from the synchronization cycle by a filtering rule.

Reference:

<https://docs.microsoft.com/en-us/azure/active-directory/hybrid/how-to-connect-sync-configure-filtering>

NEW QUESTION 211

HOTSPOT - (Topic 6)

Your company has a Microsoft 365 subscription That contains the domains shown in the following exhibit.

Domains

+ Add domain

Buy domain

Refresh

Domain name ↑	Status	Choose columns
<input type="checkbox"/> contoso221018.onmicrosoft.com (Default)	Healthy	
<input type="checkbox"/> contoso.com	Incomplete setup	
<input type="checkbox"/> east.contoso221018.onmicrosoft.com	No services selected	

Use the drop-down menus to select the answer choice that completes each statement based on the information presented in the graphic.
NOTE; Each correct selection is worth one point.

Answer Area

An administrator can create usernames that contain the [answer choice].

contoso221018.onmicrosoft.com domain only

contoso221018.onmicrosoft.com domain and all its subdomains only

contoso221018.onmicrosoft.com and east.contoso221018.onmicrosoft.com domains only

contoso221018.onmicrosoft.com, east.contoso221018.onmicrosoft.com, and contoso.com domains

Exchange Online can receive inbound email messages sent to the [answer choice].

contoso221018.onmicrosoft.com domain only

contoso221018.onmicrosoft.com domain and all its subdomains only

contoso221018.onmicrosoft.com and east.contoso221018.onmicrosoft.com domains only

contoso221018.onmicrosoft.com, east.contoso221018.onmicrosoft.com, and contoso.com domains

- A. Mastered
- B. Not Mastered

Answer: A

Explanation:

Answer Area

An administrator can create usernames that contain the [answer choice].

contoso221018.onmicrosoft.com domain only

contoso221018.onmicrosoft.com domain and all its subdomains only

contoso221018.onmicrosoft.com and east.contoso221018.onmicrosoft.com domains only

contoso221018.onmicrosoft.com, east.contoso221018.onmicrosoft.com, and contoso.com domains

Exchange Online can receive inbound email messages sent to the [answer choice].

contoso221018.onmicrosoft.com domain only

contoso221018.onmicrosoft.com domain and all its subdomains only

contoso221018.onmicrosoft.com and east.contoso221018.onmicrosoft.com domains only

contoso221018.onmicrosoft.com, east.contoso221018.onmicrosoft.com, and contoso.com domains

NEW QUESTION 216

HOTSPOT - (Topic 6)

You have a Microsoft 365 E5 subscription that contains the users shown in the following table.

Name	Member of Microsoft 365 role group
Admin1	Content Explorer List viewer Content Explorer Content viewer
Admin2	Security Administrator Content Explorer List Viewer

You have labels in Microsoft 365 as shown in the following table.

Name	Type
Label1	Sensitivity
Label2	Retention

The content in Microsoft 365 is assigned labels as shown in the following table.

Name	Type	Label
File1	File in SharePoint Online	Label1
Mail1	Email message in Exchange Online	Label2

You have labels In Microsoft 365 as shown in the following table.

For each of the following statements, select Yes if the statement is true. Otherwise, select No.

Statements	Yes	No
Admin1 can view the contents of File1 by using Content explorer.	<input type="radio"/>	<input type="radio"/>
Admin2 can view the contents of File1 by using Content explorer.	<input type="radio"/>	<input type="radio"/>
Admin2 can use Content explorer to verify that Label2 is assigned to Mail1.	<input type="radio"/>	<input type="radio"/>

- A. Mastered
- B. Not Mastered

Answer: A

Explanation:

Statements	Yes	No
Admin1 can view the contents of File1 by using Content explorer.	<input checked="" type="radio"/>	<input type="radio"/>
Admin2 can view the contents of File1 by using Content explorer.	<input type="radio"/>	<input checked="" type="radio"/>
Admin2 can use Content explorer to verify that Label2 is assigned to Mail1.	<input type="radio"/>	<input checked="" type="radio"/>

NEW QUESTION 221

- (Topic 6)

You have a Microsoft 365 E5 subscription that has published sensitivity labels shown in the following exhibit.

Home > sensitivity

Labels Label policies Auto-labeling (preview)

Sensitivity labels are used to classify email messages, documents, sites, and more. When a label is applied (automatically or by the user), the content or site is protected based on the settings you choose. For example, you can create labels that encrypt files, add content marking, and control user access to specific sites. [Learn more about sensitivity labels](#)

+ Create a label Publish labels Refresh

Name	Order	Created by	Last modified
Label1	0 - highest	Pvi	04/24/2020
Label2	1	Pvi	04/24/2020
Label3	0 - highest	Pvi	04/24/2020
Label4	0 - highest	Pvi	04/24/2020
Label5	5	Pvi	04/24/2020
Label6	0 - highest	Pvi	04/24/2020

Which labels can users apply to content?

- A. Label1, Label2, and Label5 only
- B. Label3, Label4, and Label6 only
- C. Label1, Label3, Label2, and Label6 only
- D. Label1, Label2, Label3, Label4, Label5, and Label6

Answer: C

NEW QUESTION 226

- (Topic 6)

You have the sensitivity labels shown in the following exhibit.

[Home](#) > sensitivity

Labels

Label policies

Auto-labeling(preview)

Sensitivity labels are used to classify email messages, documents, sites, and more. When a label is applied (automatically or by the user), the content or site is protected based on the settings you choose. For example, you can create labels that encrypt files, add content marking, and control user access to specific sites. [Learn more about sensitivity labels](#)

+ Create a label Publish labels Refresh

Name ↑		Order	Created by	Last modified
Label1	...	0-highest	Prvi	04/24/2020
– Label2	...	1	Prvi	04/24/2020
Label3	...	0-highest	Prvi	04/24/2020
Label4	...	0-highest	Prvi	04/24/2020
– Label5	...	5	Prvi	04/24/2020
Label6		0-highest	Prvi	04/24/2020

Which labels can users apply to content?

- A. Label3, Label4, and Label6 only
- B. Label1, Label2, Label3, Label4, Label5, and Label6
- C. Label1, Label2, and Label5 only
- D. Label1, Label3, Label4, and Label6 only

Answer: D

Explanation:

Reference:

<https://docs.microsoft.com/en-us/microsoft-365/compliance/sensitivity-labels?view=o365-worldwide>

NEW QUESTION 227

- (Topic 6)

You have a Microsoft 365 subscription that contains an Azure AD tenant named contoso.com. The tenant contains the users shown in the following table.

Name	Username	Type
User1	User1@contoso.com	Member
User2	User2@sub.contoso.com	Member
User3	User3@adatum.com	Member
User4	User4@outlook.com	Guest
User5	User5@gmail.com	Guest

You create and assign a data loss prevention (DLP) policy named Policy1. Policy1 is configured to prevent documents that contain Personally Identifiable Information (PII) from being emailed to users outside your organization.

To which users can User1 send documents that contain PII?

- A. User2only
- B. User2and User3only
- C. User2, User3, and User4 only
- D. User2, User3, User4, and User5

Answer: B

NEW QUESTION 231

- (Topic 6)

You have a Microsoft 365 subscription.

You need to receive a notification each time a user in the service desk department grants Full Access permissions for a user mailbox.

What should you configure?

- A. a data loss prevention (DLP) policy
- B. an alert policy
- C. an audit search

D. an insider risk management policy

Answer: B

NEW QUESTION 232

HOTSPOT - (Topic 6)

Your company uses Microsoft Defender for Endpoint.

The devices onboarded to Microsoft Defender for Endpoint are shown in the following table.

Name	Device group
Device1	ATP1
Device2	ATP1
Device3	ATP2

The alerts visible in the Microsoft Defender for Endpoint alerts queue are shown in the following table.

Name	Device
Alert1	Device1
Alert2	Device2
Alert3	Device3

You create a suppression rule that has the following settings:

- Triggering IOC: Any IOC
- Action: Hide alert
- Suppression scope: Alerts on ATP1 device group

For each of the following statements, select Yes if the statement is true. Otherwise, select No. NOTE: Each correct selection is worth one point

Answer Area

Statements	Yes	No
After you create the suppression rule, Alert1 is visible in the alerts queue.	<input type="radio"/>	<input type="radio"/>
After you create the suppression rule, Alert3 is visible in the alerts queue.	<input type="radio"/>	<input type="radio"/>
After you create the suppression rule, a new alert triggered on Device2 is visible in the alerts queue.	<input type="radio"/>	<input type="radio"/>

A. Mastered

B. Not Mastered

Answer: A

Explanation:

Answer Area

Statements	Yes	No
After you create the suppression rule, Alert1 is visible in the alerts queue.	<input checked="" type="radio"/>	<input type="radio"/>
After you create the suppression rule, Alert3 is visible in the alerts queue.	<input checked="" type="radio"/>	<input type="radio"/>
After you create the suppression rule, a new alert triggered on Device2 is visible in the alerts queue.	<input type="radio"/>	<input checked="" type="radio"/>

NEW QUESTION 236

HOTSPOT - (Topic 6)

You have a Microsoft 365 E5 subscription that contains a Microsoft SharePoint site named Sitel. You need to perform the following tasks:

- Create a sensitive info type named SIT1 based on a regular expression.
- Add a watermark to all new documents that are matched by SIT1.

Which two settings should you use in the Microsoft Purview compliance portal? To answer, select the appropriate settings in the answer area.

NOTE: Each correct selection is worth one point.

Answer Area

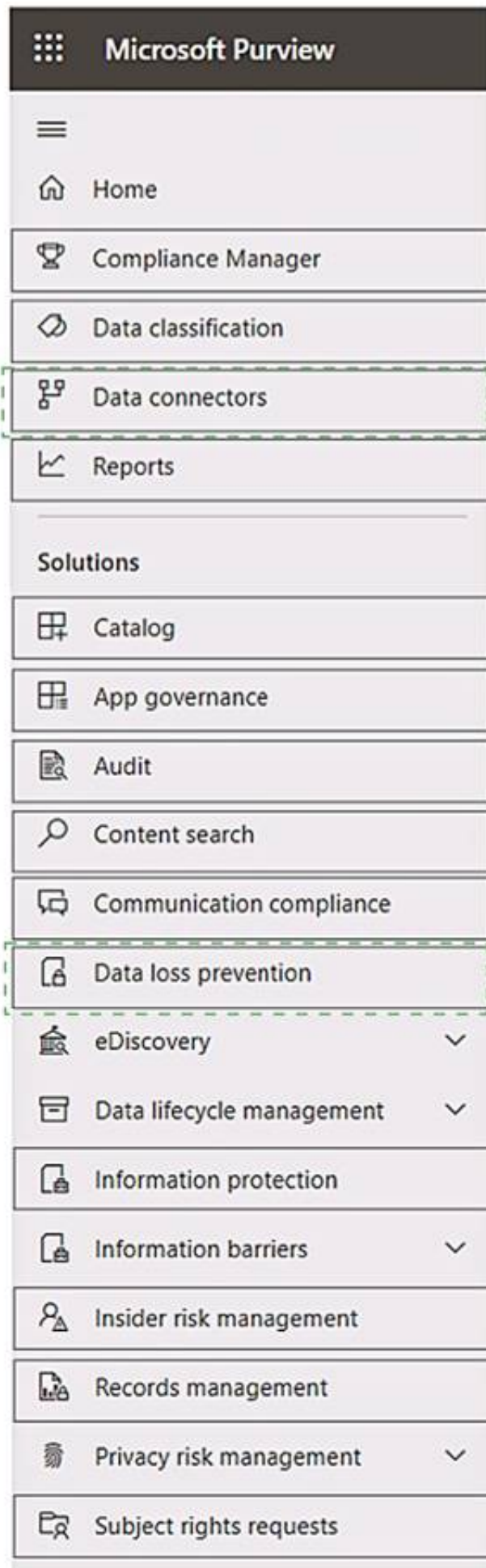


- A. Mastered
- B. Not Mastered

Answer: A

Explanation:

Answer Area



NEW QUESTION 238

- (Topic 6)

You have a Microsoft 365 E5 subscription.

Users access Microsoft 365 from both their laptop and a corporate Virtual Desktop Infrastructure (VDI) solution.

From Azure AD Identity Protection, you enable a sign-in risk policy.

Users report that when they use the VDI solution, they are regularly blocked when they attempt to access Microsoft 365.

What should you configure?

- A. the Tenant restrictions settings in Azure AD
- B. a trusted location
- C. a Conditional Access policy exclusion
- D. the Microsoft 365 network connectivity settings

Answer: B

Explanation:

There are two types of risk policies in Azure Active Directory (Azure AD) Conditional Access you can set up to automate the response to risks and allow users to self-remediate when risk is detected:

Sign-in risk policy User risk policy

Configured trusted network locations are used by Identity Protection in some risk detections to reduce false positives.

Reference:

<https://learn.microsoft.com/en-us/azure/active-directory/identity-protection/howto-identity-protection-configure-risk-policies>
<https://learn.microsoft.com/en-us/azure/active-directory/conditional-access/location-condition>

NEW QUESTION 242

HOTSPOT - (Topic 6)

You have a Microsoft 365 E5 subscription.

You need to configure Microsoft Defender for Office 365 to meet the following requirements:

- A user's email sending patterns must be used to minimize false positives for spoof protection.
- Documents uploaded to Microsoft Teams, SharePoint Online, and OneDrive must be protected by using Defender for Office 365.

What should you configure for each requirement? To answer, select the appropriate options in the answer area. NOTE: Each correct selection is worth one point.

Answer Area

A user's email sending patterns must be used to minimize false positives for spoof protection:

Domains to protect

Domains to protect

Mailbox intelligence

Users to protect

Documents uploaded to Teams, SharePoint Online, and OneDrive must be protected by using Defender for Office 365:

Global settings for safe attachments

Global settings for safe attachments

The Safe Attachments policy settings

The Safe Links policy settings

- A. Mastered
B. Not Mastered

Answer: A

Explanation:

Answer Area

A user's email sending patterns must be used to minimize false positives for spoof protection:

Domains to protect

Domains to protect

Mailbox intelligence

Users to protect

Documents uploaded to Teams, SharePoint Online, and OneDrive must be protected by using Defender for Office 365:

Global settings for safe attachments

Global settings for safe attachments

The Safe Attachments policy settings

The Safe Links policy settings

NEW QUESTION 243

- (Topic 6)

You have a hybrid deployment of Microsoft 365 that contains the users shown in the following table.

Name	Source	Last sign in
User1	Azure AD	Yesterday
User2	Active Directory Domain Services (AD DS)	Two days ago
User3	Active Directory Domain Services (AD DS)	Never

Azure AD Connect has the following settings:

? Password Hash Sync: Enabled

? Pass-through authentication: Enabled

You need to identify which users will be able to authenticate by using Azure AD if connectivity between on-premises Active Directory and the internet is lost.

Which users should you identify?

- A. none
B. User1 only
C. User1 and User2 only
D. User1, User2, and User3

Answer: D

Explanation:

Reference:

<https://docs.microsoft.com/en-us/azure/active-directory/hybrid/choose-ad-authn>

NEW QUESTION 247

- (Topic 6)

: 241

You have a Microsoft 365 tenant that contains 1,000 iOS devices enrolled in Microsoft Intune. You plan to purchase volume-purchased apps and deploy the apps to the devices. You need to track used licenses and manage the apps by using Intune. What should you use to purchase the apps?

- A. Microsoft Store for Business
B. Apple Business Manager
C. Apple iTunes Store
D. Apple Configurator

Answer: B

Explanation:

Reference:

<https://docs.microsoft.com/en-us/mem/intune/apps/vpp-apps-ios>**NEW QUESTION 252**

- (Topic 6)

Note: This question is part of a series of questions that present the same scenario. Each question in the series contains a unique solution that might meet the stated goals. Some question sets might have more than one correct solution, while others might not have a correct solution.

After you answer a question in this section, you will NOT be able to return to it. As a result, these questions will not appear in the review screen.

You have a Microsoft 365 subscription.

From the Microsoft 365 Defender, you create a role group named US eDiscovery Managers by copying the eDiscovery Manager role group.

You need to ensure that the users in the new role group can only perform content searches of mailbox content for users in the United States.

Solution: From the Microsoft 365 Defender, you modify the roles of the US eDiscovery Managers role group.

Does this meet the goal?

A. Yes

B. No

Answer: B**NEW QUESTION 256**

- (Topic 6)

You have a Microsoft 365 E5 tenant. Users store data in the following locations:

? Microsoft Teams

? Microsoft OneDrive

? Microsoft Exchange Online

? Microsoft SharePoint Online

You need to retain Microsoft 365 data for two years.

What is the minimum number of retention policies that you should create?

A. 1

B. 2

C. 3

D. 4

Answer: C**Explanation:**

Reference:

<https://docs.microsoft.com/en-us/microsoft-365/compliance/create-retention-policies?view=o365-worldwide>**NEW QUESTION 260**

- (Topic 6)

Note: This question is part of a series of questions that present the same scenario. Each question in the series contains a unique solution that might meet the stated goals. Some question sets might have more than one correct solution, while others might not have a correct solution.

After you answer a question in this section, you will NOT be able to return to it. As a result, these questions will not appear in the review screen.

Your network contains an on-premises Active Directory domain named contoso.com. The domain contains the users shown in the following table.

Name	UPN suffix
User1	Contoso.com
User2	Fabrikam.com

The domain syncs to an Azure AD tenant named contoso.com as shown in the exhibit. (Click the Exhibit tab.)

PROVISION FROM ACTIVE DIRECTORY



Azure AD Connect cloud provisioning

This feature allows you to manage provisioning from the cloud.

[Manage provisioning \(Preview\)](#)

Azure AD Connect sync

Sync Status	Enabled
Last Sync	Less than 1 hour ago
Password Hash Sync	Enabled

USER SIGN-IN



Federation	Disabled	0 domains
Seamless single sign-on	Enabled	1 domain
Pass-through authentication	Enabled	2 agents

User2 fails to authenticate to Azure AD when signing in as user2@fabrikam.com. You need to ensure that User2 can access the resources in Azure AD. Solution: From the Microsoft Entra admin center, you assign User2 the Security Reader role. You instruct User2 to sign in as user2@contoso.com. Does this meet the goal?

- A. Yes
- B. No

Answer: B

Explanation:

This is not a permissions issue so you do not need to assign the Security Reader role. The on-premises Active Directory domain is named contoso.com. User2 could sign on as user2@contoso.com but you would first need to change the UPN of User2 to user2@contoso.com.

NEW QUESTION 263

- (Topic 6)

You have a Microsoft 365 E5 tenant. You configure sensitivity labels.

Users report that the Sensitivity button is unavailable in Microsoft Word for the web. The sensitivity button is available in Word for Microsoft 365.

You need to ensure that the users can apply the sensitivity labels when they use Word for the web.

What should you do?

- A. Copy policies from Azure information Protection to the Microsoft 365 Compliance center
- B. Publish the sensitivity labels.
- C. Create an auto-labeling policy
- D. Enable sensitivity labels for files in Microsoft SharePoint Online and OneDrive.

Answer: B

NEW QUESTION 268

DRAG DROP - (Topic 6)

DRAG DROP

You have a Microsoft 365 subscription.

In the Exchange admin center, you have a data loss prevention (DLP) policy named Policy1 that has the following configurations:

? Block emails that contain financial data.

? Display the following policy tip text: Message blocked.

From the Security & Compliance admin center, you create a DLP policy named Policy2 that has the following configurations:

? Use the following location: Exchange email.

? Display the following policy tip text: Message contains sensitive data.

? When a user sends an email, notify the user if the email contains health records.

What is the result of the DLP policies when the user sends an email? To answer, drag the appropriate results to the correct scenarios. Each result may be used once, more than once, or not at all. You may need to drag the split bar between panes or scroll to view content.

NOTE: Each correct selection is worth one point.

Results	Answer Area
The email will be blocked, and the user will receive the policy tip: Message blocked.	When the user sends an email that contains financial data and health records: <input type="text" value="Result"/>
The email will be blocked, and the user will receive the policy tip: Message contains sensitive data.	When the user sends an email that contains only financial data: <input type="text" value="Result"/>
The email will be allowed, and the user will receive the policy tip: Message blocked.	
The email will be allowed, and the user will receive the policy tip: Message contains sensitive data.	
The email will be allowed, and a message policy tip will NOT be displayed.	

- A. Mastered
- B. Not Mastered

Answer: A

Explanation:

Box 1: The email will be blocked, and the user will receive the policy tip: Message blocked. If you've created DLP policies in the Exchange admin center, those policies will continue to work side by side with any policies for email that you create in the Security & Compliance Center. But note that rules created in the Exchange admin center take precedence. All Exchange mail flow rules are processed first, and then the DLP rules from the Security & Compliance Center are processed.

Box 2: The email will be allowed, and the user will receive the policy tip: Message contains sensitive data.

NEW QUESTION 269

- (Topic 6)

You have a Microsoft 365 subscription.

You have a data loss prevention (DLP) policy that blocks sensitive data from being shared in email messages.

You need to modify the policy so that when an email message containing sensitive data is sent to both external and internal recipients, the message is only prevented from being delivered to the external recipients.

What should you modify?

- A. the policy rule exceptions
- B. the DLP policy locations
- C. the policy rule conditions
- D. the policy rule actions

Answer: C

NEW QUESTION 271

- (Topic 6)

You have a Microsoft 365 E5 subscription that uses Azure Advanced Threat Protection (ATP).

You need to create a detection exclusion in Azure ATP. Which tool should you use?

- A. the Security & Compliance admin center
- B. Microsoft Defender Security Center
- C. the Microsoft 365 admin center
- D. the Azure Advanced Threat Protection portal
- E. the Cloud App Security portal

Answer: D

Explanation:

Reference:

<https://docs.microsoft.com/en-us/defender-for-identity/what-is> <https://docs.microsoft.com/en-us/defender-for-identity/excluding-entities-from-detections>

NEW QUESTION 276

- (Topic 6)

Your network contains an on-premises Active Directory domain named contoso.local. The domain contains five domain controllers.

Your company purchases Microsoft 365 and creates an Azure AD tenant named contoso.onmicrosoft.com.

You plan to install Azure AD Connect on a member server and implement pass-through authentication.

You need to prepare the environment for the planned implementation of pass-through authentication.

Which three actions should you perform? Each correct answer presents part of the solution.

NOTE: Each correct selection is worth one point.

- A. From a domain controller install an Authentication Agent
- B. From the Microsoft Entra admin center, configure an authentication method.
- C. From Active Director,' Domains and Trusts add a UPN suffix
- D. Modify the email address attribute for each user account.
- E. From the Microsoft Entra admin center, add a custom domain name.
- F. Modify the User logon name for each user account.

Answer: ABE

Explanation:

Deploy Azure AD Pass-through Authentication Step 1: Check the prerequisites

Ensure that the following prerequisites are in place. In the Entra admin center

* 1. Create a cloud-only Hybrid Identity Administrator account or a Hybrid Identity administrator account on your Azure AD tenant. This way, you can manage the configuration of your tenant should your on-premises services fail or become unavailable.

(E) 2. Add one or more custom domain names to your Azure AD tenant. Your users can sign in with one of these domain names.

(A) In your on-premises environment

* 1. Identify a server running Windows Server 2016 or later to run Azure AD Connect. If not enabled already, enable TLS 1.2 on the server. Add the server to the same Active Directory forest as the users whose passwords you need to validate. It should be noted that installation of Pass-Through Authentication agent on Windows Server Core versions is not supported.

* 2. Install the latest version of Azure AD Connect on the server identified in the preceding step. If you already have Azure AD Connect running, ensure that the version is supported.

* 3. Identify one or more additional servers (running Windows Server 2016 or later, with TLS 1.2 enabled) where you can run standalone Authentication Agents. These additional servers are needed to ensure the high availability of requests to sign in. Add the servers to the same Active Directory forest as the users whose passwords you need to validate.

* 4. Etc.

(B) Step 2: Enable the feature

Enable Pass-through Authentication through Azure AD Connect.

If you're installing Azure AD Connect for the first time, choose the custom installation path. At the User sign-in page, choose Pass-through Authentication as the Sign On method. On successful completion, a Pass-through Authentication Agent is installed on the same server as Azure AD Connect. In addition, the Pass-through Authentication feature is enabled on your tenant.

Incorrect:

Not C: From Active Directory Domains and Trusts, add a UPN suffix Not D. Modify the email address attribute for each user account. Not F. Modify the User logon name for each user account.

Reference:

<https://learn.microsoft.com/en-us/azure/active-directory/hybrid/connect/how-to-connect-pta-quick-start>

NEW QUESTION 278

- (Topic 6)

You have a Microsoft 365 E5 subscription.

You plan to implement Microsoft Purview policies to meet the following requirements: Identify documents that are stored in Microsoft Teams and SharePoint that contain

Personally Identifiable Information (PII). Report on shared documents that contain PII. What should you create?

A. a data loss prevention (DLP) policy

B. a retention policy

C. an alert policy

D. a Microsoft Defender for Cloud Apps policy

Answer: A

Explanation:

Demonstrate data protection

Protection of personal information in Microsoft 365 includes using data loss prevention (DLP) capabilities. With DLP policies, you can automatically protect sensitive information across Microsoft 365.

There are multiple ways you can apply the protection. Educating and raising awareness to where EU resident data is stored in your environment and how your employees are permitted to handle it represents one level of information protection using Office 365 DLP.

In this phase, you create a new DLP policy and demonstrate how it gets applied to the IBANs.docx file you stored in SharePoint Online in Phase 2 and when you attempt to send an email containing IBANs.

? From the Security & Compliance tab of your browser, click Home.

? Click Data loss prevention > Policy.

? Click + Create a policy.

? In Start with a template or create a custom policy, click Custom > Custom policy > Next.

? In Name your policy, provide the following details and then click Next: a. Name: EU Citizen PII Policy b. Description: Protect the personally identifiable information of European citizens

? Etc.

Reference:

<https://learn.microsoft.com/en-us/compliance/regulatory/gdpr-discovery-protection-reporting-in-office365-dev-test-environment>

NEW QUESTION 280

- (Topic 6)

You have a Microsoft 365 E5 subscription that uses Microsoft Intune.

In the Microsoft Endpoint Manager admin center, you discover many stale and inactive devices,

You enable device clean-up rules

What can you configure as the minimum number of days before a device is removed automatically?

A. 10

B. 30

C. 45

D. 90

Answer: D

NEW QUESTION 285

- (Topic 6)

You have a Microsoft 365 E5 subscription.

You need to recommend a solution for monitoring and reporting application access. The solution must meet the following requirements:

- Support KQL for querying data.

- Retain report data for at least one year.

What should you include in the recommendation?

- A. a security report in Microsoft 365 Defender
- B. End point analytics
- C. Microsoft 365 usage analytics
- D. Azure Monitor workbooks

Answer: D

NEW QUESTION 289

HOTSPOT - (Topic 6)

You have a Microsoft 365 E5 subscription. You need to meet the following requirements:

Automatically encrypt documents stored in Microsoft OneDrive and SharePoint.

Enable co-authoring for Microsoft Office documents encrypted by using a sensitivity label. Which two settings should you use in the Microsoft Purview compliance portal? To answer,

select the appropriate settings in the answer area. NOTE: Each correct selection is worth one point.

Answer Area

Solutions	
	Catalog
	Audit
	Content search
	Communication compliance
	Data loss prevention
	eDiscovery 
	Data lifecycle management
	Information protection
	Information barriers 
	Insider risk management
	Records management
	Privacy Risk Management 
	Subject Rights Requests
<hr/>	
	Settings

- A. Mastered
- B. Not Mastered

Answer: A

Explanation:

Box 1: Information protection

Automatically encrypt documents stored in Microsoft OneDrive and SharePoint.

How to integrate Microsoft Purview Information Protection with Defender for Cloud Apps Enable Microsoft Purview Information Protection

All you have to do to integrate Microsoft Purview Information Protection with Defender for Cloud Apps is select a single checkbox. By enabling automatic scan, you enable searching for sensitivity labels from Microsoft Purview Information Protection on your Office 365 files

without the need to create a policy. After you enable it, if you have files in your cloud environment that are labeled with sensitivity labels from Microsoft Purview Information Protection, you'll see them in Defender for Cloud Apps.

To enable Defender for Cloud Apps to scan files with content inspection enabled for sensitivity labels:

In the Microsoft 365 Defender portal, select Settings. Then choose Cloud Apps. Then go to Information Protection -> Microsoft Information Protection.

Note: Encryption of data at rest

Encryption at rest includes two components: BitLocker disk-level encryption and per-file encryption of customer content.

BitLocker is deployed for OneDrive for Business and SharePoint Online across the service. Per-file encryption is also in OneDrive for Business and SharePoint Online in Microsoft 365 multi-tenant and new dedicated environments that are built on multi-tenant technology. Box 2: Settings

Enable co-authoring for Microsoft Office documents encrypted by using a sensitivity label.

* 1. Sign in to the Microsoft Purview compliance portal as a global admin for your tenant.

* 2. From the navigation pane, select Settings > Co-authoring for files with sensitivity files.

* 3. On the Co-authoring for files with sensitivity labels page, read the summary description, prerequisites, and what to expect.

* 4. Then select Turn on co-authoring for files with sensitivity labels, and Apply.

* 5. Wait 24 hours for this setting to replicate across your environment before you use this new feature for co-authoring.

NEW QUESTION 292

- (Topic 6)

You have a Microsoft 365 subscription.

You configure a new Azure AD enterprise application named App1. App1 requires that a user be assigned the Reports Reader role.

Which type of group should you use to assign the Reports Reader role and to access App1?

- A. a Microsoft 365 group that has assigned membership
- B. a Microsoft 365 group that has dynamic user membership
- C. a security group that has assigned membership
- D. a security group that has dynamic user membership

Answer: C

Explanation:

To grant permissions to assignees to manage users and group access for a specific enterprise app, go to that app in Azure AD and open in the Roles and Administrators list for

that app. Select the new custom role and complete the user or group assignment. The assignees can manage users and group access only for the specific app.

Note: You can add the following types of groups:

Assigned groups - Manually add users or devices into a static group.

Dynamic groups (Requires Azure AD Premium) - Automatically add users or devices to user groups or device groups based on an expression you create.

Note:

Security groups

Security groups are used for granting access to Microsoft 365 resources, such as SharePoint. They can make administration easier because you need only administer the group rather than adding users to each resource individually.

Security groups can contain users or devices. Creating a security group for devices can be used with mobile device management services, such as Intune.

Security groups can be configured for dynamic membership in Azure Active Directory, allowing group members or devices to be added or removed automatically based on user attributes such as department, location, or title; or device attributes such as operating system version.

Security groups can be added to a team.

Microsoft 365 Groups can't be members of security groups. Microsoft 365 Groups

Microsoft 365 Groups are used for collaboration between users, both inside and outside your company. With each Microsoft 365 Group, members get a group email and shared workspace for conversations, files, and calendar events, Stream, and a Planner.

Reference:

<https://learn.microsoft.com/en-us/azure/active-directory/roles/custom-enterprise-apps> <https://learn.microsoft.com/en-us/microsoft-365/admin/create-groups/compare-groups?> <https://learn.microsoft.com/en-us/mem/intune/apps/apps-deploy>

NEW QUESTION 294

- (Topic 6)

You purchase a new computer that has Windows 10, version 21H1 preinstalled.

You need to ensure that the computer is up-to-date. The solution must minimize the number of updates installed.

What should you do on the computer?

- A. Install all the feature updates released since version 21H1 and the latest quality update only.
- B. Install the latest feature update and all the quality updates released since version 21H1.
- C. Install the latest feature update and the latest quality update only.
- D. Install all the feature updates released since version 21H1 and all the quality updates released since version 21H1 only.

Answer: C

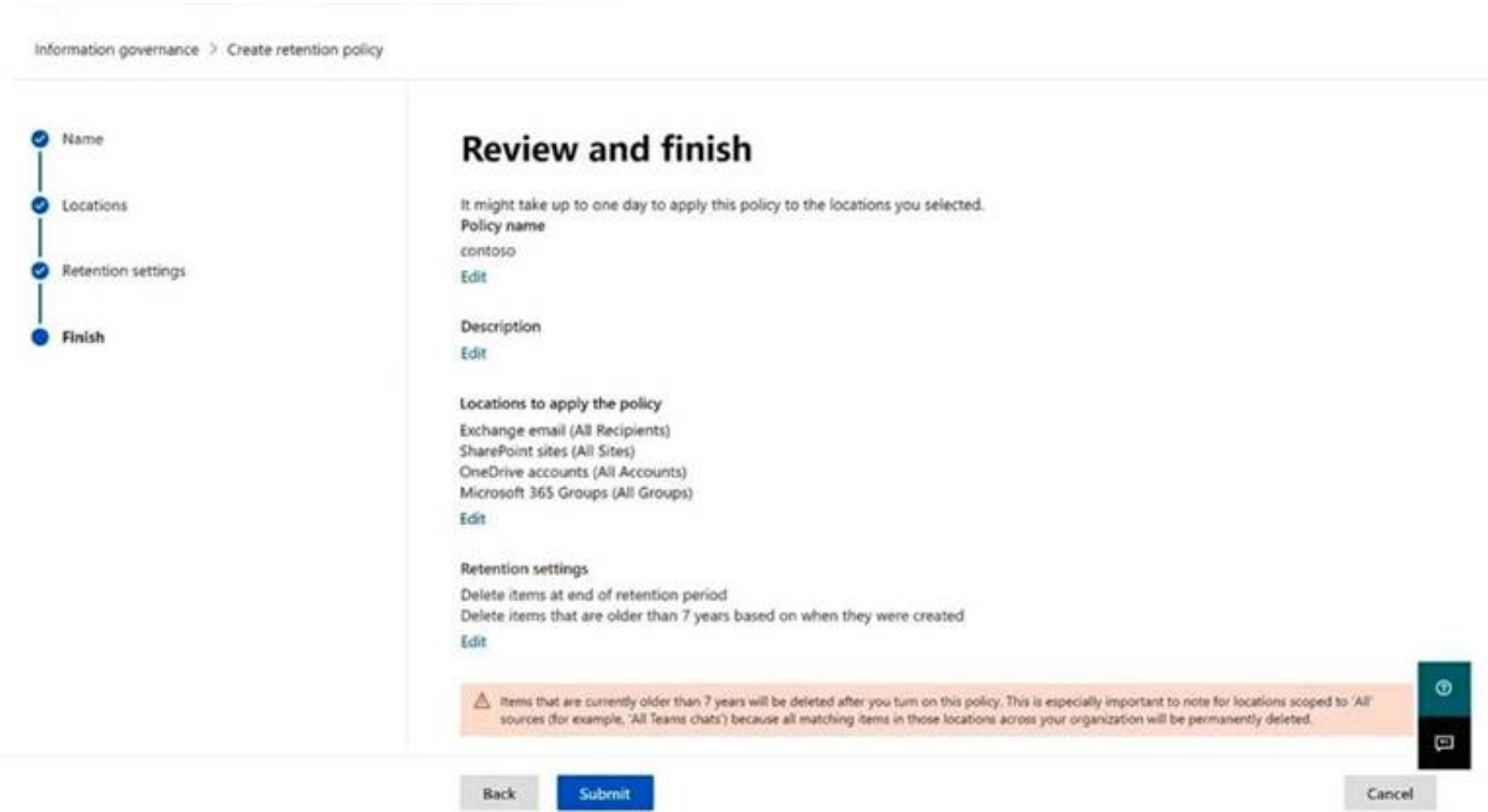
NEW QUESTION 298

HOTSPOT - (Topic 6)

HOTSPOT

You have a Microsoft 365 tenant.

You plan to create a retention policy as shown in the following exhibit.



Use the drop-down menus to select the answer choice that completes each statement based on the information presented in the graphic.
NOTE: Each correct selection is worth one point.

Answer Area

Microsoft SharePoint files that are affected by the policy will be [answer choice].

recoverable for up to seven years

deleted seven years after they were created

retained for only seven years from when they were created

Once the policy is created, [answer choice].

some data may be deleted immediately

data will be retained for a minimum of seven years

users will be prevented from permanently deleting email messages for seven years

- A. Mastered
- B. Not Mastered

Answer: A

Explanation:
Box 1: Deleted seven years after they were created. From the exhibit:
The retention policy applies to SharePoint sites.
Delete items that are older than 7 years based on when they were created.
Box 2: data will retained for a minimum of seven years
The longest retention period wins. If content is subject to multiple retention settings that retain content for different periods of time, the content will be retained until the end of the longest retention period for the item.
Note: Use a retention policy to assign the same retention settings for content at a site or mailbox level, and use a retention label to assign retention settings at an item level (folder, document, email).
For example, if all documents in a SharePoint site should be retained for 5 years, it's more efficient to do this with a retention policy than apply the same retention label to all documents in that site. However, if some documents in that site should be retained for 5 years and others retained for 10 years, a retention policy wouldn't be able to do this. When you need to specify retention settings at the item level, use retention labels.

NEW QUESTION 299
HOTSPOT - (Topic 6)
You have device compliance policies shown in the following table.

Name	Platform	Assignment
Policy1	Windows 10 and later	Device1
Policy2	Windows 10 and later	Device1
Policy3	Windows 10 and later	Device2
Policy4	Windows 10 and later	Device2
Policy5	iOS/iPadOS	Device3
Policy6	iOS/iPadOS	Device3

The device compliance state for each policy is shown in the following table.

Policy	State
Policy1	Compliant
Policy2	In grace period
Policy3	Compliant
Policy4	Not compliant
Policy5	In grace period
Policy6	Compliant

NOTE: Each correct selection is worth one point.

Answer Area

Statements	Yes	No
Device1 has an overall compliance state of Compliant.	<input type="radio"/>	<input type="radio"/>
Device2 has an overall compliance state of Not compliant.	<input type="radio"/>	<input type="radio"/>
Device3 has an overall compliance state of In grace period.	<input type="radio"/>	<input type="radio"/>

- A. Mastered
- B. Not Mastered

Answer: A

Explanation:

Answer Area

Statements	Yes	No
Device1 has an overall compliance state of Compliant.	<input checked="" type="radio"/>	<input type="radio"/>
Device2 has an overall compliance state of Not compliant.	<input checked="" type="radio"/>	<input type="radio"/>
Device3 has an overall compliance state of In grace period.	<input checked="" type="radio"/>	<input type="radio"/>

NEW QUESTION 300

- (Topic 6)

Note: This question is part of a series of questions that present the same scenario. Each question in the series contains a unique solution that might meet the stated goals. Some question sets might have more than one correct solution, while others might not have a correct solution. After you answer a question in this section, you will NOT be able to return to it. As a result, these questions will not appear in the review screen. Your network contains an on-premises Active Directory domain named contoso.com. The domain contains the users shown in the following table.

Name	UPN suffix
User1	Contoso.com
User2	Fabrikam.com

The domain syncs to an Azure AD tenant named contoso.com as shown in the exhibit. (Click the Exhibit tab.)

PROVISION FROM ACTIVE DIRECTORY



Azure AD Connect cloud provisioning

This feature allows you to manage provisioning from the cloud.

[Manage provisioning \(Preview\)](#)

Azure AD Connect sync

Sync Status	Enabled
Last Sync	Less than 1 hour ago
Password Hash Sync	Enabled

USER SIGN-IN



Federation	Disabled	0 domains
Seamless single sign-on	Enabled	1 domain
Pass-through authentication	Enabled	2 agents

User2 fails to authenticate to Azure AD when signing in as user2@fabrikam.com. You need to ensure that User2 can access the resources in Azure AD. Solution: From the on-premises Active Directory domain, you assign User2 the Allow logon locally user right. You instruct User2 to sign in as user2@fabrikam.com.

Does this meet the goal?

- A. Yes
- B. No

Answer: B

Explanation:

This is not a permissions issue.

The on-premises Active Directory domain is named contoso.com. To enable users to sign on using a different UPN (different domain), you need to add the domain to Microsoft 365 as a custom domain.

NEW QUESTION 304

HOTSPOT - (Topic 6)

You have three devices enrolled in Microsoft Endpoint Manager as shown in the following table.

Name	Platform	BitLocker Drive Encryption (BitLocker)	Member of
Device1	Windows 10	Disabled	Group3
Device2	Windows 10	Disabled	Group2, Group3
Device3	Windows 10	Disabled	Group2

The device compliance policies in Endpoint Manager are configured as shown in the following table.

Name	Platform	Require BitLocker	Assigned
Policy1	Windows 10 and later	Require	Yes
Policy2	Windows 10 and later	Not configured	Yes
Policy3	Windows 10 and later	Require	No

The device compliance policies have the assignments shown in the following table.

Name	Assigned to
Policy1	Group3
Policy2	Group2

For each of the following statements, select Yes if the statement is true. Otherwise, select No. NOTE: Each correct selection is worth one point.

Answer Area

Statements	Yes	No
Device1 is compliant.	<input type="radio"/>	<input type="radio"/>
Device2 is compliant.	<input type="radio"/>	<input type="radio"/>
Device3 is compliant.	<input type="radio"/>	<input type="radio"/>

- A. Mastered
- B. Not Mastered

Answer: A

Explanation:

Answer Area

Statements	Yes	No
Device1 is compliant.	<input type="radio"/>	<input checked="" type="radio"/>
Device2 is compliant.	<input type="radio"/>	<input checked="" type="radio"/>
Device3 is compliant.	<input checked="" type="radio"/>	<input type="radio"/>

NEW QUESTION 307

- (Topic 6)

You have a Microsoft 365 E5 tenant.

The Microsoft Secure Score for the tenant is shown in the following exhibit.

Microsoft Secure Score

Overview Improvement actions History Metrics & trends

Actions you can take to improve your Microsoft Secure Score. Score updates may take up to 24 hours.

↓ Export	12 items	🔍 Search	▼ Filter	☰ Group by ▾
Applied filters:				
Rank ⓘ	Improvement action	Score impact	Points achieved	
1	Require MFA for administrative roles	+16.95%	0/10	
2	Ensure all users can complete multi-factor authentication for...	+15.25%	0/9	
3	Enable policy to block legacy authentication	+13.56%	0/8	
4	Turn on user risk policy	+11.86%	0/7	
5	Turn on sign-in risk policy	+11.86%	0/7	
6	Do not allow users to grant consent to unmanaged applicatio...	+6.78%	0/4	
7	Enable self-service password reset	+1.69%	0/1	
8	Turn on customer lockbox feature	+1.69%	0/1	
9	Use limited administrative roles	+1.69%	0/1	
10	Designate more than one global admin	+1.69%	0/1	

You plan to enable Security defaults for Azure Active Directory (Azure AD). Which three improvement actions will this affect?

- A. Require MFA for administrative roles.
- B. Ensure all users can complete multi-factor authentication for secure access
- C. Enable policy to block legacy authentication
- D. Enable self-service password reset
- E. Use limited administrative roles

Answer: ABC

Explanation:

Reference:

<https://docs.microsoft.com/en-us/azure/active-directory/fundamentals/concept-fundamentals-security-defaults>

NEW QUESTION 312

- (Topic 6)

You have a Microsoft 365 subscription that contains the domains shown in the following exhibit.

Domains

+

Add domain

📁

Buy domain

↻

Refresh

Domain name ↑	Status	Choose columns
<input type="checkbox"/> Sub1.contoso221018.onmicrosoft.com (D...	<div>⚠️</div> Possible service issues	
<input type="checkbox"/> contoso.com	<div>ℹ️</div> Incomplete setup	
<input type="checkbox"/> contoso221018.onmicrosoft.com	<div>✅</div> Healthy	
<input type="checkbox"/> Sub2.contoso221018.onmicrosoft.com	<div>ℹ️</div> Incomplete setup	

Which domain name suffixes can you use when you create users?

- A. only Sub1.contoso221018.onmicrosoft.com
- B. onlycontoso.com and Sub2.contoso221018.onmicrosoft.com
- C. onlvcontoso221018.onmicrosoft.com, Sub.contoso221018.onmicrosoft.com, and Sub2.contoso221018.onmicrosoft.com
- D. all the domains in the subscription

Answer: B

NEW QUESTION 316

HOTSPOT - (Topic 6)

You have three devices enrolled in Microsoft Endpoint Manager as shown in the following table.

Name	Platform	BitLocker Drive Encryption (BitLocker)	Member of
Device1	Windows 10	Disabled	Group1, Group2
Device2	Windows 10	Disabled	Group2, Group3
Device3	Windows 10	Disabled	Group3

The device compliance policies in Endpoint Manager are configured as shown in the following table.

Name	Require BitLocker	Mark noncompliant after (days)	Assigned
Policy1	Require	5	No
Policy2	Require	10	Yes
Policy3	Not configured	15	Yes

The device compliance policies have the assignments shown in the following table.

Name	Assigned to
Policy2	Group2
Policy3	Group3

For each of the following statements, select Yes if the statement is true. Otherwise, select No.
 NOTE: Each correct selection is worth one point.

Answer Area

Statements	Yes	No
Device1 is marked as noncompliant after 10 days.	<input type="radio"/>	<input type="radio"/>
Device2 is marked as noncompliant after 10 days.	<input type="radio"/>	<input type="radio"/>
Device3 is marked as noncompliant after 15 days.	<input type="radio"/>	<input type="radio"/>

- A. Mastered
B. Not Mastered

Answer: A

Explanation:

Answer Area

Statements	Yes	No
Device1 is marked as noncompliant after 10 days.	<input checked="" type="radio"/>	<input type="radio"/>
Device2 is marked as noncompliant after 10 days.	<input checked="" type="radio"/>	<input type="radio"/>
Device3 is marked as noncompliant after 15 days.	<input checked="" type="radio"/>	<input type="radio"/>

NEW QUESTION 319

HOTSPOT - (Topic 6)

You have a Microsoft 365 ES tenant.

You have the alerts shown in the following exhibit.

View alerts

ExportFilter

	Severity	Alert name	Status	Tags	Category	Activity count	Last occurrence...
<input type="checkbox"/>	Medium	Alert1	Active	-	Threat management	2	3 minutes ago
<input type="checkbox"/>	High	Alert5	Resolved	-	Permissions	1	8 minutes ago

Use the drop-down menus to select the answer choice that completes each statement based on the information presented in the graphic.

NOTE: Each correct selection is worth one point.

Answer Area

For Alert1, you can change Status to

Investigating only
Investigating or Resolved only
Investigating or Dismissed only
Investigating, Resolved, or Dismissed

For Alert5, you can

not change Status
change Status to Dismissed only
change Status to Dismissed or Active only
change Status to Dismissed or Investigating only
change Status to Dismissed, Investigating, or Active

- A. Mastered
B. Not Mastered

Answer: A

Explanation:

Answer Area

For Alert1, you can change Status to

Investigating only
Investigating or Resolved only
Investigating or Dismissed only
Investigating, Resolved, or Dismissed

For Alert5, you can

not change Status
change Status to Dismissed only
change Status to Dismissed or Active only
change Status to Dismissed or Investigating only
change Status to Dismissed, Investigating, or Active

NEW QUESTION 323

- (Topic 6)

You have a Microsoft 365 subscription.

You suspect that several Microsoft Office 365 applications or services were recently updated.

You need to identify which applications or services were recently updated.

What are two possible ways to achieve the goal? Each correct answer presents a complete solution.

NOTE: Each correct selection is worth one point.

- A. From the Microsoft 365 admin center review the Service health blade
B. From the Microsoft 365 admin center, review the Message center blade.
C. From the Microsoft 365 admin center review the Products blade.
D. From the Microsoft 365 Admin mobile app, review the messages.

Answer: BD

Explanation:

The Message center in the Microsoft 365 admin center is where you would go to view a list of the features that were recently updated in the tenant. This is where Microsoft posts official messages with information including new and changed features, planned maintenance, or other important announcements. The messages displayed in the Message center can also be viewed by using the Office 365 Admin mobile app. Reference:
<https://docs.microsoft.com/en-us/office365/admin/manage/message-center> <https://docs.microsoft.com/en-us/office365/admin/admin-overview/admin-mobile-app>

NEW QUESTION 328

HOTSPOT - (Topic 6)

You have a Microsoft 365 E5 subscription that contains the users shown in the following table.

Name	Mailbox size
User1	5 MB
User2	15 MB
User3	25 MB
User4	55 MB

You have a Microsoft Office 365 retention label named Retention1 that is published to Exchange email. You have a Microsoft Exchange Online retention policy that is applied to all mailboxes. The retention policy contains a retention tag named Retention2. Which users can assign Retention1 and Retention2 to their emails? To answer, select the appropriate options in the answer area.
NOTE: Each correct selection is worth one point.

Users who can assign Retention1:

▼

User4 only

User3 and User4 only

User2, User3, and User4 only

User1, User2, User3, and User4

Users who can assign Retention2:

▼

User4 only

User3 and User4 only

User2, User3, and User4 only

User1, User2, User3, and User4

- A. Mastered
- B. Not Mastered

Answer: A

Explanation:

Users who can assign Retention1:

▼

User4 only

User3 and User4 only

User2, User3, and User4 only

User1, User2, User3, and User4

Users who can assign Retention2:

▼

User4 only

User3 and User4 only

User2, User3, and User4 only

User1, User2, User3, and User4

NEW QUESTION 329

HOTSPOT - (Topic 6)

HOTSPOT

You have a Microsoft 365 E5 tenant that contains the users shown in the following table.

Name	Member of
User1	UserGroup1
User2	UserGroup2
User3	UserGroup3

The tenant contains the devices shown in the following table.

Name	Owner	Installed apps	Platform	Microsoft Intune
Device1	User1	None	Windows 10	Enrolled
Device2	User2	App2	Android	Not enrolled
Device3	User3	None	iOS	Not enrolled

You have the apps shown in the following table.

Name	Type
App1	iOS store app
App2	Android store app
App3	Microsoft store app

You plan to use Microsoft Endpoint Manager to manage the apps for the users.

For each of the following statements, select Yes if the statement is true. Otherwise, select No.

NOTE: Each correct selection is worth one point.

Statements	Yes	No
App1 can be assigned as a required install for User3.	<input type="radio"/>	<input type="radio"/>
App2 can be uninstalled from Device2 by using Microsoft Endpoint Manager.	<input type="radio"/>	<input type="radio"/>
App3 can be installed automatically for UserGroup1.	<input type="radio"/>	<input type="radio"/>

- A. Mastered
- B. Not Mastered

Answer: A

Explanation:

Statements	Yes	No
App1 can be assigned as a required install for User3.	<input type="radio"/>	<input checked="" type="radio"/>
App2 can be uninstalled from Device2 by using Microsoft Endpoint Manager.	<input type="radio"/>	<input checked="" type="radio"/>
App3 can be installed automatically for UserGroup1.	<input checked="" type="radio"/>	<input type="radio"/>

NEW QUESTION 333

DRAG DROP - (Topic 6)

DRAG DROP

Your network contains an on-premises Active Directory domain that syncs to Azure Active Directory (Azure AD). The domain contains the servers shown in the following table.

Name	Operating system	Configuration
Server1	Windows Server 2016	File Server Resource Manager (FSRM)
Server2	Windows Server 2016	None

You use Azure Information Protection.

You need to ensure that you can apply Azure Information Protection labels to the file stores on Server1.

Which three actions should you perform in sequence? To answer, move the appropriate actions from the list of actions to the answer area and arrange them in the correct order.

Actions

Authorize Server1.
Install the Microsoft Rights Management connector on Server2.
Install a certificate on Server2.
Install a certificate on Server1.
Register a service principal name for Server1.
Run GenConnectorConfig.ps1 on Server1.
Run GenConnectorConfig.ps1 on Server2.

Answer Area

- A. Mastered
B. Not Mastered

Answer: A

Explanation:

Actions

Authorize Server1.
Install the Microsoft Rights Management connector on Server2.
Install a certificate on Server2.
Install a certificate on Server1.
Register a service principal name for Server1.
Run GenConnectorConfig.ps1 on Server1.
Run GenConnectorConfig.ps1 on Server2.

Answer Area

Install the Microsoft Rights Management connector on Server2.
Authorize Server1.
Run GenConnectorConfig.ps1 on Server1.

NEW QUESTION 337

HOTSPOT - (Topic 6)

Your company has a Microsoft 365 E5 tenant.

Users at the company use the following versions of Microsoft Office:

- Microsoft 365 Apps for enterprise
- Office for the web
- Office 2016
- Office 2019

The company currently uses the following Office file types:

- .docx
- .xlsx
- .doc
- .xls

You plan to use sensitivity labels. You need to identify the following:

- Which versions of Office require an add-in to support the sensitivity labels.
- Which file types support the sensitivity labels.

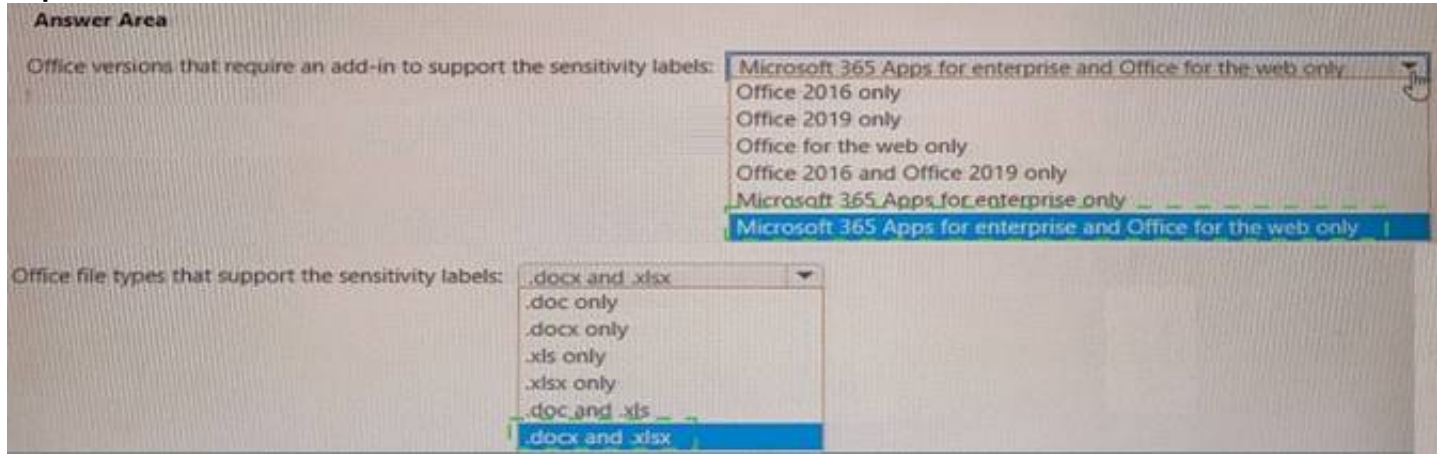
What should you identify? To answer, select the appropriate options in the answer area, NOTE: Each correct selection is worth one point.

Answer Area	
Office versions that require an add-in to support the sensitivity labels:	<div>Microsoft 365 Apps for enterprise and Office for the web only</div> <div>Office 2016 only</div> <div>Office 2019 only</div> <div>Office for the web only</div> <div>Office 2016 and Office 2019 only</div> <div>Microsoft 365 Apps for enterprise only</div> <div>Microsoft 365 Apps for enterprise and Office for the web only</div>
Office file types that support the sensitivity labels:	<div>.docx and .xlsx</div> <div>.doc only</div> <div>.docx only</div> <div>.xls only</div> <div>.xlsx only</div> <div>.doc and .xls</div> <div>.docx and .xlsx</div>

- A. Mastered
B. Not Mastered

Answer: A

Explanation:



NEW QUESTION 339

HOTSPOT - (Topic 6)

You have a Microsoft 365 E5 tenant that contains a Microsoft SharePoint Online site named Site1. Site1 contains the files shown in the following table.

Name	Number of IP addresses in the file
File1.docx	1
File2.txt	2
File3.xlsx	5

You create a sensitivity label named Sensitivity1 and an auto-label policy that has the following configurations:

? Name: AutoLabel1

? Label to auto-apply: Sensitivity1

? Rules for SharePoint Online sites: Rule1-SPO

? Choose locations where you want to apply the label: Site1

Rule1-SPO is configured as shown in the following exhibit.

Edit rule

Name *

Rule1-SPO

Description

Rule1 description

^ Conditions

We'll apply this policy to content that matches these conditions.

^ Content contains sensitive info types

Default

All of these

Sensitive info types

IP Address Accuracy 85 to 100 Instance count 2 to Any

Add

Create group

+ Add condition

Save

Cancel

For each of the following statements, select Yes if the statement is true. Otherwise, select No.

NOTE: Each correct selection is worth one point.

Statements	Yes	No
Sensitivity1 is applied to File1.docx.	<input type="radio"/>	<input type="radio"/>
Sensitivity1 is applied to File2.txt.	<input type="radio"/>	<input type="radio"/>
Sensitivity1 is applied to File3.xlsx.	<input type="radio"/>	<input type="radio"/>

- A. Mastered
B. Not Mastered

Answer: A

Explanation:

Statements	Yes	No
Sensitivity1 is applied to File1.docx.	<input checked="" type="radio"/>	<input type="radio"/>
Sensitivity1 is applied to File2.txt.	<input checked="" type="radio"/>	<input type="radio"/>
Sensitivity1 is applied to File3.xlsx.	<input checked="" type="radio"/>	<input type="radio"/>

NEW QUESTION 344

HOTSPOT - (Topic 6)

HOTSPOT

Your company uses a legacy on-premises LDAP directory that contains 100 users. The company purchases a Microsoft 365 subscription. You need to import the 100 users into Microsoft 365 by using the Microsoft 365 admin center.

Which type of file should you use and which properties are required? To answer, select the appropriate options in the answer area.

NOTE: Each correct selection is worth one point.

Answer Area

File type to use:

CSV

JSON

PST

XML

Required properties for each user:

Display Name and Department

First Name and Last Name

User Name and Department

User Name and Display Name

- A. Mastered
B. Not Mastered

Answer: A

Explanation:

Box 1: CSV

Add multiple users in the Microsoft 365 admin center

? Sign in to Microsoft 365 with your work or school account.

? In the admin center, choose Users > Active users.

? Select Add multiple users.

? On the Import multiple users panel, you can optionally download a sample CSV file with or without sample data filled in.

? Etc.

Note: More information about how to add users to Microsoft 365 Not sure what CSV format is?

A CSV file is a file with comma separated values. You can create or edit a file like this with any text editor or spreadsheet program, such as Excel.
Box 2: User Name and Display Name
What if I don't have all the information required for each user? The user name and display name are required, and you cannot add a new user without this information. If you don't have some of the other information, such as the fax, you can use a space plus a comma to indicate that the field should remain blank.

NEW QUESTION 345

HOTSPOT - (Topic 5)
You are evaluating the use of multi-factor authentication (MFA).
For each of the following statements, select Yes if the statement is true. Otherwise, select No.
NOTE: Each correct selection is worth one point.

Answer Area

Statements	Yes	No
Users will have 14 days to register for MFA after they sign in for the first time.	<input type="radio"/>	<input type="radio"/>
Users must use the Microsoft Authenticator app to complete MFA.	<input type="radio"/>	<input type="radio"/>
After registering, users must use MFA for every sign-in.	<input type="radio"/>	<input type="radio"/>

- A. Mastered
- B. Not Mastered

Answer: A

Explanation:

Answer Area

Statements	Yes	No
Users will have 14 days to register for MFA after they sign in for the first time.	<input checked="" type="radio"/>	<input type="radio"/>
Users must use the Microsoft Authenticator app to complete MFA.	<input checked="" type="radio"/>	<input type="radio"/>
After registering, users must use MFA for every sign-in.	<input type="radio"/>	<input checked="" type="radio"/>

NEW QUESTION 346

HOTSPOT - (Topic 5)
You need to ensure that Admin4 can use SSPR.
Which tool should you use. and which action should you perform? To answer, select the appropriate options m the answer area.
NOTE: Each correct selection is worth one point.

Answer Area

Action:

Enable password writeback.

Enable app registrations.

Enable password writeback.

Enable password hash synchronization.

Disable password hash synchronization.

Tool:

Azure AD Connect

Azure AD Connect

Synchronization Rules Editor

Microsoft Entra admin center

- A. Mastered
- B. Not Mastered

Answer: A

Explanation:

Answer Area

Action:

Enable password writeback.

Enable app registrations.

Enable password writeback.

Enable password hash synchronization.

Disable password hash synchronization.

Tool:

Azure AD Connect

Azure AD Connect

Synchronization Rules Editor

Microsoft Entra admin center

NEW QUESTION 349

- (Topic 4)
Which role should you assign to User1?
Available Choices (select all choices that are correct)

- A. Hygiene Management
- B. Security Reader
- C. Security Administrator
- D. Records Management

Answer: C

Explanation:

A user named User1 must be able to view all DLP reports from the Microsoft 365 admin center.
Users with the Security Reader role have global read-only access on security-related features, including all information in Microsoft 365 security center, Azure Active Directory, Identity Protection, Privileged Identity Management, as well as the ability to read Azure Active Directory sign-in reports and audit logs, and in Office 365 Security & Compliance Center.
Reference:
<https://docs.microsoft.com/en-us/azure/active-directory/users-groups-roles/directory-assign-admin-roles>

NEW QUESTION 350

- (Topic 3)
You create the planned DLP policies.
You need to configure notifications to meet the technical requirements. What should you do?

- A. From the Microsoft 365 security center, configure an alert policy.
- B. From the Microsoft Endpoint Manager admin center, configure a custom notification.
- C. From the Microsoft 365 admin center, configure a Briefing email.
- D. From the Microsoft 365 compliance center, configure the Endpoint DLP settings.

Answer: D

Explanation:

Reference:
<https://docs.microsoft.com/en-us/microsoft-365/compliance/dlp-configure-view-alerts-policies?view=o365-worldwide>

NEW QUESTION 354

HOTSPOT - (Topic 3)
You need to configure the information governance settings to meet the technical requirements.
Which type of policy should you configure, and how many policies should you configure? To answer, select the appropriate options in the answer area.
NOTE: Each correct selection is worth one point.

Answer Area

Policy type:

Retention

Label

Retention

Auto-labeling

Number of required policies:

2

1

2

3

- A. Mastered
- B. Not Mastered

Answer: A

Explanation:
Answer Area

Policy type: Retention

Label

Retention

Auto-labeling

Number of required policies: 2

1

2

3

NEW QUESTION 358

HOTSPOT - (Topic 3)

You need to ensure that User2 can review the audit logs. The solutions must meet the technical requirements.

To which role group should you add User2, and what should you use? To answer, select the appropriate options in the answer area.

NOTE: Each correct selection is worth one point.

Role group:

Reviewer

Global reader

Data Investigator

Compliance Management

Tool:

Exchange admin center

SharePoint admin center

Microsoft 365 admin center

Microsoft 365 security center

- A. Mastered
- B. Not Mastered

Answer: A

Explanation:

Role group:

Reviewer

Global reader

Data Investigator

Compliance Management

Tool:

Exchange admin center

SharePoint admin center

Microsoft 365 admin center

Microsoft 365 security center

NEW QUESTION 363

- (Topic 3)

You need to configure Office on the web to meet the technical requirements. What should you do?

- A. Assign the Global reader role to User1.

- B. Enable sensitivity labels for Office files in SharePoint Online and OneDrive.
- C. Configure an auto-labeling policy to apply the sensitivity labels.
- D. Assign the Office apps admin role to User1.

Answer: B

Explanation:

Reference:

<https://docs.microsoft.com/en-us/microsoft-365/compliance/sensitivity-labels-sharepoint-onedrive-files?view=o365-worldwide>

NEW QUESTION 364

HOTSPOT - (Topic 3)

You need to configure automatic enrollment in Intune. The solution must meet the technical requirements.

What should you configure, and to which group should you assign the configurations? To answer, select the appropriate options in the answer area.

NOTE: Each correct selection is worth one point.

Configure:

	▼
Device configuration profiles Enrollment restrictions	
The mobile device management (MDM) user scope	
The mobile application management (MAM) user scope	

Group:

	▼
UserGroup1	
UserGroup2	
DeviceGroup1	
DeviceGroup2	

- A. Mastered
- B. Not Mastered

Answer: A

Explanation:

Configure:

	▼
Device configuration profiles Enrollment restrictions	
The mobile device management (MDM) user scope	
The mobile application management (MAM) user scope	

Group:

	▼
UserGroup1	
UserGroup2	
DeviceGroup1	
DeviceGroup2	

NEW QUESTION 365

- (Topic 3)

You need to create the Safe Attachments policy to meet the technical requirements. Which option should you select?

- A. Replace
- B. Enable redirect
- C. Block
- D. Dynamic Delivery

Answer: D

Explanation:

Reference:

<https://github.com/MicrosoftDocs/microsoft-365-docs/blob/public/microsoft-365/security/office-365-security/safe-attachments.md>

NEW QUESTION 368

HOTSPOT - (Topic 3)

You plan to implement the endpoint protection device configuration profiles to support the planned changes.

You need to identify which devices will be supported, and how many profiles you should implement.

What should you identify? To answer, select the appropriate options in the answer area.

NOTE: Each correct selection is worth one point.

Supported devices:

▼
Device1 only
Device1 and Device2 only
Device1 and Device3 only
Device1, Device2, and Device3
Device1, Device4, and Device5
Device1, Device2, Device3, Device4, and Device5

Number of required profiles:

▼
1
2
3
4
5

- A. Mastered
B. Not Mastered

Answer: A

Explanation:

Supported devices:

▼
Device1 only
Device1 and Device2 only
Device1 and Device3 only
Device1, Device2, and Device3
Device1, Device4, and Device5
Device1, Device2, Device3, Device4, and Device5

Number of required profiles:

▼
1
2
3
4
5

NEW QUESTION 370

HOTSPOT - (Topic 2)

You need to meet the technical requirement for log analysis.

What is the minimum number of data sources and log collectors you should create from Microsoft Cloud App Security? To answer, select the appropriate options in the answer area.

NOTE: Each correct selection is worth one point.

Minimum number of data sources:

▼
1
3
6

Minimum number of log collectors:

▼
1
3
6

- A. Mastered
B. Not Mastered

Answer: A

Explanation:

References:

<https://docs.microsoft.com/en-us/cloud-app-security/discovery-docker>

NEW QUESTION 373

.....

Thank You for Trying Our Product

* 100% Pass or Money Back

All our products come with a 90-day Money Back Guarantee.

* One year free update

You can enjoy free update one year. 24x7 online support.

* Trusted by Millions

We currently serve more than 30,000,000 customers.

* Shop Securely

All transactions are protected by VeriSign!

100% Pass Your MS-102 Exam with Our Prep Materials Via below:

<https://www.certleader.com/MS-102-dumps.html>