

Exam Questions 200-301

Cisco Certified Network Associate

<https://www.2passeasy.com/dumps/200-301/>



NEW QUESTION 1

Which option about JSON is true?

- A. uses predefined tags or angle brackets () to delimit markup text
- B. used to describe structured data that includes arrays
- C. used for storing information
- D. similar to HTML, it is more verbose than XML

Answer: B

NEW QUESTION 2

Which IPv6 address type provides communication between subnets and cannot route on the Internet?

- A. global unicast
- B. unique local
- C. link-local
- D. multicast

Answer: B

NEW QUESTION 3

What are two southbound APIs? (Choose two)

- A. OpenFlow
- B. NETCONF
- C. Thrift
- D. CORBA
- E. DSC

Answer: CD

NEW QUESTION 4

Which set of action satisfy the requirement for multifactor authentication?

- A. The user swipes a key fob, then clicks through an email link
- B. The user enters a user name and password, and then clicks a notification in an authentication app on a mobile device
- C. The user enters a PIN into an RSA token, and then enters the displayed RSA key on a login screen
- D. The user enters a user name and password and then re-enters the credentials on a second screen

Answer: A

NEW QUESTION 5

An email user has been lured into clicking a link in an email sent by their company's security organization. The webpage that opens reports that it was safe but the link could have contained malicious code. Which type of security program is in place?

- A. Physical access control
- B. Social engineering attack
- C. brute force attack
- D. user awareness

Answer: B

NEW QUESTION 6

Which two actions are performed by the Weighted Random Early Detection mechanism? (Choose two)

- A. It drops lower-priority packets before it drops higher-priority packets
- B. It can identify different flows with a high level of granularity
- C. It guarantees the delivery of high-priority packets
- D. It can mitigate congestion by preventing the queue from filling up
- E. IT supports protocol discovery

Answer: BD

NEW QUESTION 7

A frame that enters a switch fails the Frame Check Sequence. Which two interface counters are incremented? (Choose two)

- A. runs
- B. giants
- C. frame
- D. CRC
- E. input errors

Answer: DE

NEW QUESTION 8

How do TCP and UDP differ in the way that they establish a connection between two endpoints?

- A. TCP uses synchronization packets, and UDP uses acknowledgment packets.
- B. UDP uses SYN, SYN ACK and FIN bits in the frame header while TCP uses SYN, SYN ACK and ACK bits
- C. UDP provides reliable message transfer and TCP is a connectionless protocol
- D. TCP uses the three-way handshake and UDP does not guarantee message delivery

Answer: D

NEW QUESTION 9

A Cisco IP phone receive untagged data traffic from an attached PC. Which action is taken by the phone?

- A. It allows the traffic to pass through unchanged
- B. It drops the traffic
- C. It tags the traffic with the default VLAN
- D. It tags the traffic with the native VLAN

Answer: C

NEW QUESTION 10

What is a benefit of using a Cisco Wireless LAN Controller?

- A. Central AP management requires more complex configurations
- B. Unique SSIDs cannot use the same authentication method
- C. It supports autonomous and lightweight APs
- D. It eliminates the need to configure each access point individually

Answer: D

NEW QUESTION 10

Which unified access point mode continues to serve wireless clients after losing connectivity to the Cisco Wireless LAN Controller?

- A. sniffer
- B. mesh
- C. flexconnect
- D. local

Answer: B

NEW QUESTION 14

What are two reasons that cause late collisions to increment on an Ethernet interface? (Choose two)

- A. when the sending device waits 15 seconds before sending the frame again
- B. when the cable length limits are exceeded
- C. when one side of the connection is configured for half-duplex
- D. when Carrier Sense Multiple Access/Collision Detection is used
- E. when a collision occurs after the 32nd byte of a frame has been transmitted

Answer: CE

NEW QUESTION 19

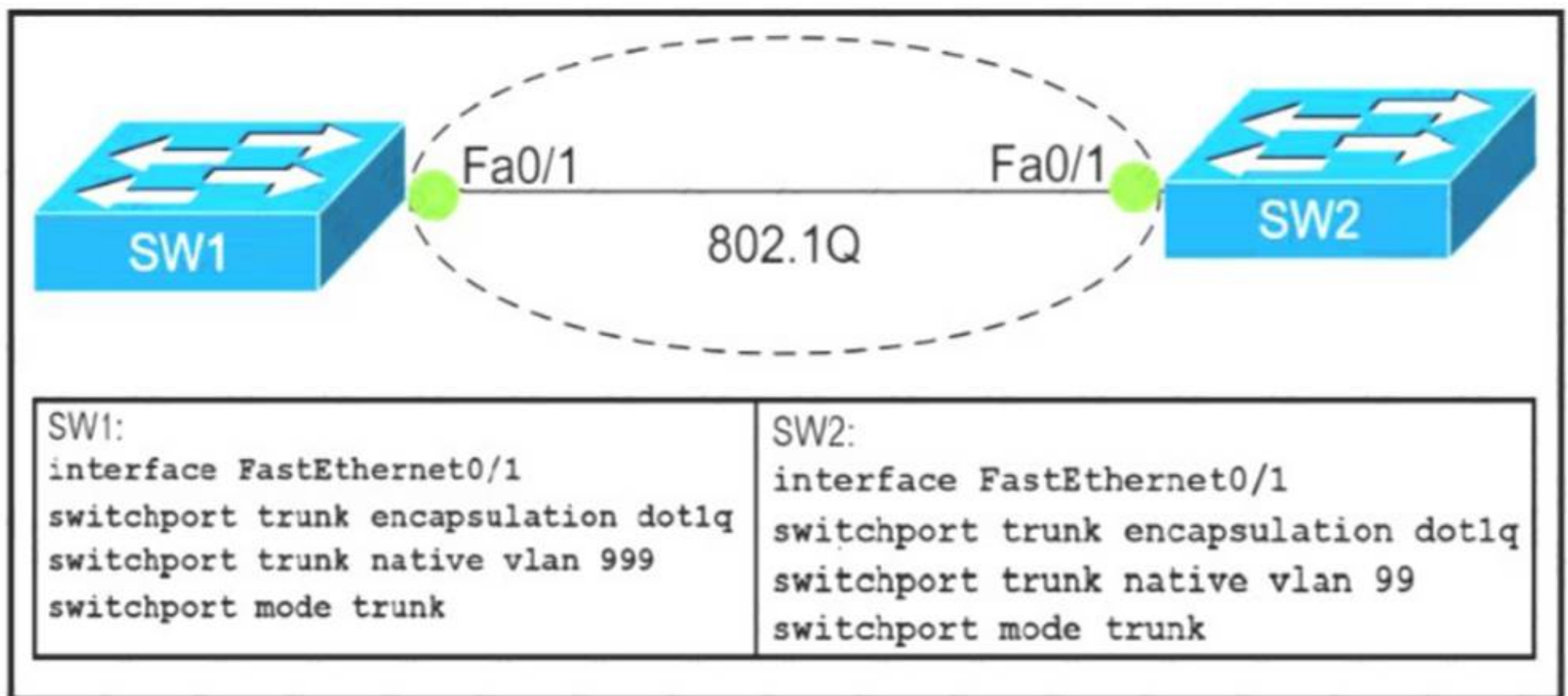
Router A learns the same route from two different neighbors, one of the neighbor routers is an OSPF neighbor and the other is an EIGRP neighbor. What is the administrative distance of the route that will be installed in the routing table?

- A. 20
- B. 90
- C. 110
- D. 115

Answer: B

NEW QUESTION 21

Refer to Exhibit.



Which action do the switches take on the trunk link?

- A. The trunk does not form and the ports go into an err-disabled status.
- B. The trunk forms but the mismatched native VLANs are merged into a single broadcast domain.
- C. The trunk does not form, but VLAN 99 and VLAN 999 are allowed to traverse the link.
- D. The trunk forms but VLAN 99 and VLAN 999 are in a shutdown state.

Answer: C

NEW QUESTION 22

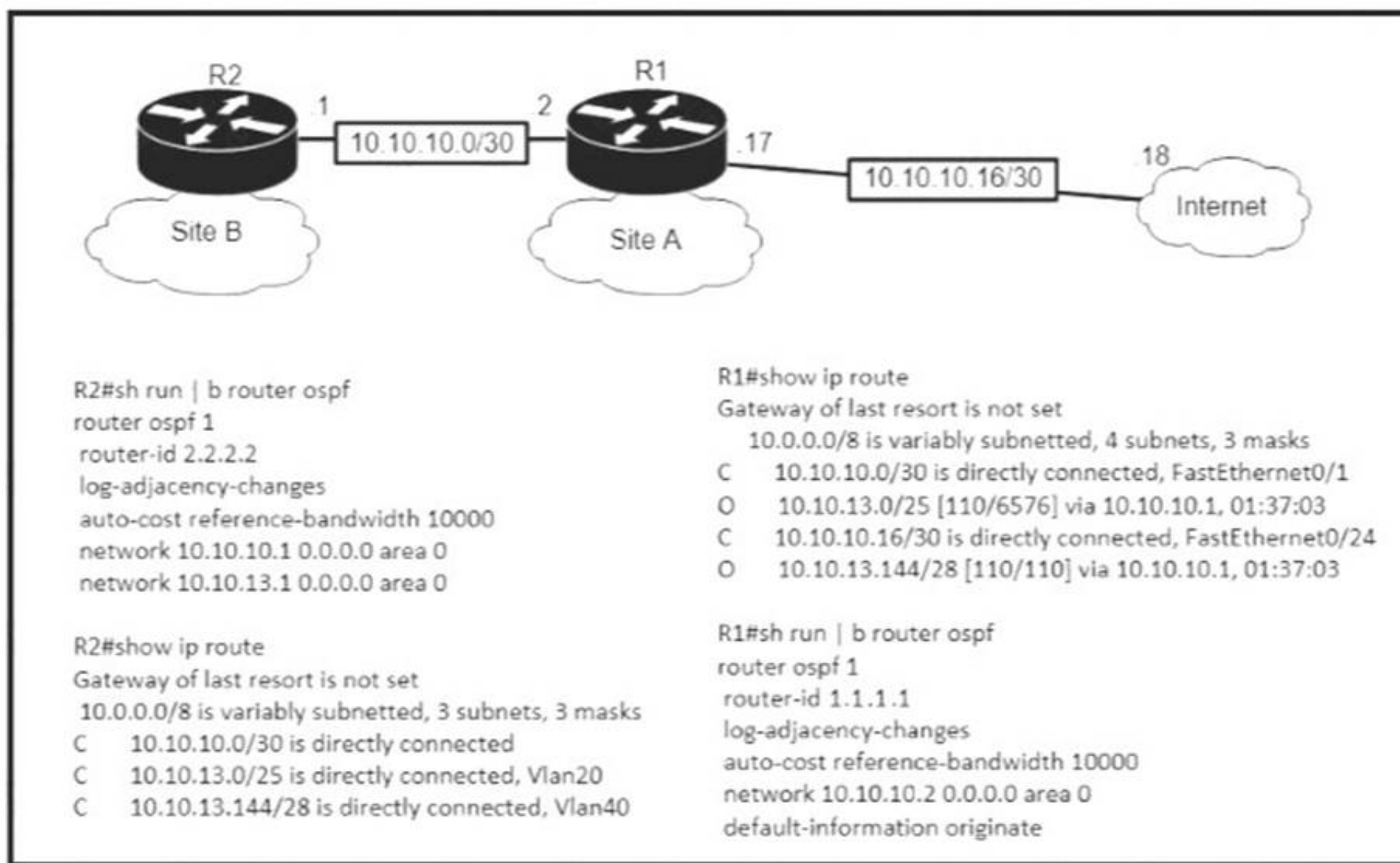
Which QoS Profile is selected in the GUI when configuring a voice over WLAN deployment?

- A. Bronze
- B. Platinum
- C. Silver
- D. Gold

Answer: B

NEW QUESTION 26

Refer to the exhibit.



An engineer is bringing up a new circuit to the MPLS provider on the Gi0/1 interface of Router1. The new circuit uses eBGP and teams the route to VLAN25 from the BGP path. What is the expected behavior for the traffic flow for route 10.10.13.0/25?

- A. Traffic to 10.10.13.0/25 is load balanced out of multiple interfaces
- B. Route 10.10.13.0/25 is updated in the routing table as being learned from interface Gi0/1.
- C. Traffic to 10.10.13.0/25 is asymmetrical
- D. Route 10.10.13.0/25 learned via the Gi0/0 interface remains in the routing table

Answer: D

NEW QUESTION 30

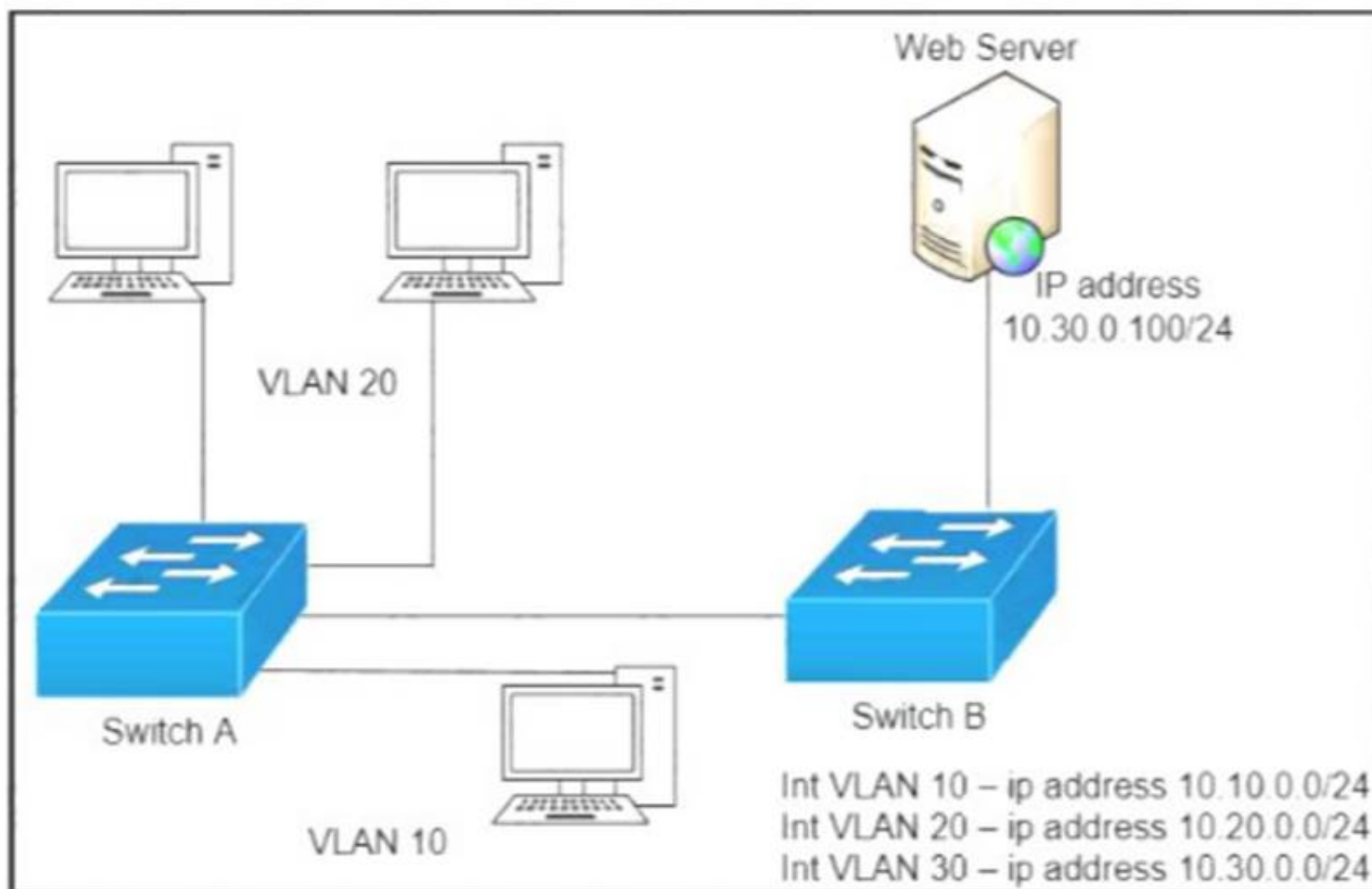
Which statement identifies the functionality of virtual machines?

- A. Virtualized servers run most efficiently when they are physically connected to a switch that is separate from the hypervisor
- B. The hypervisor can virtualize physical components including CPU, memory, and storage
- C. Each hypervisor can support a single virtual machine and a single software switch
- D. The hypervisor communicates on Layer 3 without the need for additional resources

Answer: D

NEW QUESTION 35

Refer to the exhibit.



A network engineer must block access for all computers on VLAN 20 to the web server via HTTP. All other computers must be able to access the web server. Which configuration when applied to switch A accomplishes this task?

- ☐

```
config t
ip access-list extended wwwblock
deny tcp any host 10.30.0.100 eq 80
int vlan 10
ip access-group wwwblock in
```
- ☐

```
config t
ip access-list extended wwwblock
deny tcp any host 10.30.0.100 eq 80
permit ip any any
int vlan 20
ip access-group wwwblock in
```
- ☐

```
config t
ip access-list extended wwwblock
permit ip any any
deny tcp any host 10.30.0.100 eq 80
int vlan 30
ip access-group wwwblock in
```
- ☐

```
config t
ip access-list extended wwwblock
permit ip any any
deny tcp any host 10.30.0.100 eq 80
int vlan 20
ip access-group wwwblock in
```

- A. Option A
- B. Option B
- C. Option C
- D. Option D

Answer: B

NEW QUESTION 39

Refer to the exhibit.

Router#

Capability Codes: R - Router, T - Trans Bridge, B - Source Route Bridge
 S - Switch, H - Host, I - IGMP, r - Repeater, P - Phone,
 D - Remote, C - CVTA, M - Two-port Mac Relay

Device ID	Local Intrfce	Holdtme	Capability	Platform	Port ID
10.1.1.2	Gig 37/3	176	R I	CPT 600	Gig 36/41
10.1.1.2	Gig 37/1	174	R I	CPT 600	Gig 36/43
10.1.1.2	Gig 36/41	134	R I	CPT 600	Gig 37/3
10.1.1.2	Gig 36/43	134	R I	CPT 600	Gig 37/1
10.1.1.2	Ten 3/2	132	R I	CPT 600	Ten 4/2
10.1.1.2	Ten 4/2	174	R I	CPT 600	Ten 3/2

Which command provides this output?

- A. show ip route
- B. show ip interface
- C. show interface
- D. show cdp neighbor

Answer: D

NEW QUESTION 43

Which action is taken by a switch port enabled for PoE power classification override?

- A. When a powered device begins drawing power from a PoE switch port a syslog message is generated
- B. As power usage on a PoE switch port is checked data flow to the connected device is temporarily paused
- C. If a switch determines that a device is using less than the minimum configured power it assumes the device has failed and disconnects
- D. If a monitored port exceeds the maximum administrative value for power, the port is shutdown and err-disabled

Answer: C

NEW QUESTION 44

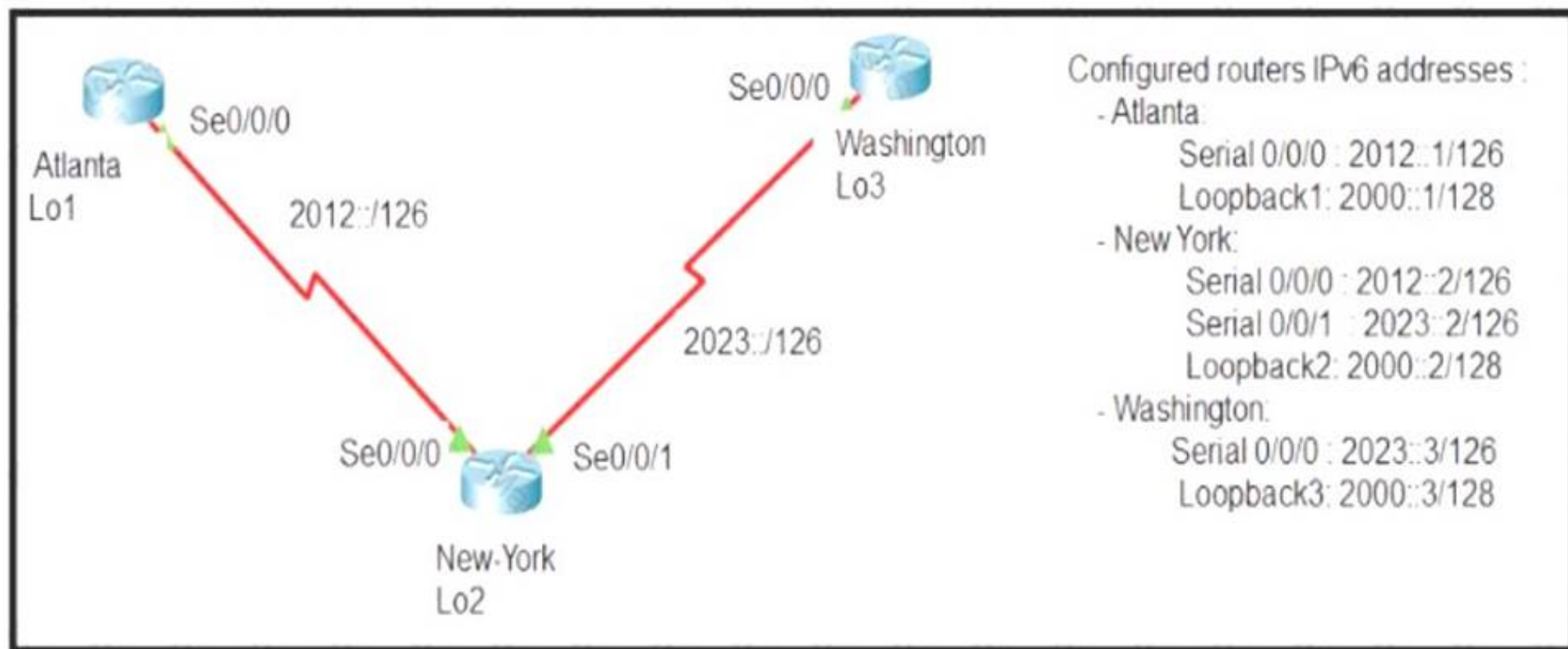
Which two tasks must be performed to configure NTP to a trusted server in client mode on a single network device? (Choose two)

- A. Enable NTP authentication.
- B. Verify the time zone.
- C. Disable NTP broadcasts
- D. Specify the IP address of the NTP server
- E. Set the NTP server private key

Answer: DE

NEW QUESTION 47

Refer to the exhibit.



The New York router is configured with static routes pointing to the Atlanta and Washington sites. Which two tasks must be performed so that the Serial0/0/0 interfaces on the Atlanta and Washington routers can reach one another? (Choose two.)

- A. Configure the ipv6 route 2012::/126 2023::1 command on the Washington router
- B. Configure the ipv6 route 2023::/126 2012::1 command on the Atlanta router.
- C. Configure the Ipv6 route 2012::/126 s0/0/0 command on the Atlanta router
- D. Configure the ipv6 route 2023::/126 2012::2 command on the Atlanta router
- E. Configure the ipv6 route 2012::/126 2023::2 command on the Washington router

Answer: CE

NEW QUESTION 49

Which result occurs when PortFast is enabled on an interface that is connected to another switch?

- A. Spanning tree may fail to detect a switching loop in the network that causes broadcast storms
- B. VTP is allowed to propagate VLAN configuration information from switch to switch automatically.
- C. Root port choice and spanning tree recalculation are accelerated when a switch link goes down
- D. After spanning tree converges PortFast shuts down any port that receives BPDUs.

Answer: A

NEW QUESTION 51

When a site-to-site VPN is used, which protocol is responsible for the transport of user data?

- A. IKEv2
- B. IKEv1
- C. IPsec
- D. MD5

Answer: C

NEW QUESTION 53

R1 has learned route 192.168.12.0/24 via IS-IS, OSPF, RIP, and Internal EIGRP Under normal operating conditions, which routing protocol is installed in the routing table?

- A. IS-IS
- B. RIP
- C. Internal EIGRP
- D. OSPF

Answer: C

NEW QUESTION 54

Refer to the exhibit.


```
R1# show ip route | begin gateway
Gateway of last resort is 209.165.200.246 to network 0.0.0.0
S* 0.0.0.0/0 [1/0] via 209.165.200.246, Serial0/1/0
    is directly connected, Serial0/1/0
    172.16.0.0/16 is variably subnetted, 3 subnets, 3 masks
S   172.16.0.0/24 [1/0] via 207.165.200.250, Serial0/0/0
O   172.16.0.128/25 [110/38443] via 207.165.200.254, 00:00:23, Serial0/0/1
D   172.16.0.192/29 [90/3184439] via 207.165.200.254, 00:00:25, Serial0/0/1
    209.165.200.0/24 is variably subnetted, 4 subnets, 2 masks
C   209.165.200.248/30 is directly connected, Serial0/0/0
L   209.165.200.249/32 is directly connected, Serial0/0/0
C   209.165.200.252/30 is directly connected, Serial0/0/1
L   209.165.200.253/32 is directly connected, Serial0/0/1
```

With which metric was the route to host 172.16.0.202 learned?

- A. 110
- B. 38443
- C. 3184439

Answer: C

NEW QUESTION 56

Drag and drop the WLAN components from the left onto the correct descriptions on the right.

access point	
virtual interface	
dynamic interface	
service port	
wireless LAN controller	

- A. Mastered
- B. Not Mastered

Answer: A

Explanation:

5:1
1:2
2:4
4:3
3:5

NEW QUESTION 58

An engineer must configure a WLAN using the strongest encryption type for WPA2- PSK. Which cipher fulfills the configuration requirement?

- A. WEP
- B. RC4
- C. AES
- D. TKIP

Answer: D

NEW QUESTION 59

When configuring a WLAN with WPA2 PSK in the Cisco Wireless LAN Controller GUI, which two formats are available to select? (Choose two)

- A. ASCII
- B. base64
- C. binary
- D. decimal
- E. hexadecimal

Answer: AE

NEW QUESTION 63

.....

THANKS FOR TRYING THE DEMO OF OUR PRODUCT

Visit Our Site to Purchase the Full Set of Actual 200-301 Exam Questions With Answers.

We Also Provide Practice Exam Software That Simulates Real Exam Environment And Has Many Self-Assessment Features. Order the 200-301 Product From:

<https://www.2passeasy.com/dumps/200-301/>

Money Back Guarantee

200-301 Practice Exam Features:

- * 200-301 Questions and Answers Updated Frequently
- * 200-301 Practice Questions Verified by Expert Senior Certified Staff
- * 200-301 Most Realistic Questions that Guarantee you a Pass on Your FirstTry
- * 200-301 Practice Test Questions in Multiple Choice Formats and Updatesfor 1 Year