

## 300-715 Dumps

# Implementing and Configuring Cisco Identity Services Engine (SISE)

<https://www.certleader.com/300-715-dumps.html>



**NEW QUESTION 1**

An engineer is migrating users from MAB to 802.1X on the network. This must be done during normal business hours with minimal impact to users. Which CoA method should be used?

- A. Port Bounce
- B. Port Shutdown
- C. Session Termination
- D. Session Reauthentication

**Answer: D**

**NEW QUESTION 2**

A Cisco ISE administrator must restrict specific endpoints from accessing the network while in closed mode. The requirement is to have Cisco ISE centrally store the endpoints to restrict access from. What must be done to accomplish this task?

- A. Add each MAC address manually to a blocklist identity group and create a policy denying access
- B. Create a logical profile for each device's profile policy and block that via authorization policies.
- C. Create a profiling policy for each endpoint with the cdpCacheDeviceId attribute.
- D. Add each IP address to a policy denying access.

**Answer: B**

**NEW QUESTION 3**

A network engineer is configuring a network device that needs to filter traffic based on security group tags using a security policy on a routed into this task?

- A. cts authorization list
- B. cts role-based enforcement
- C. cts cache enable
- D. cts role-based policy priority-static

**Answer: B**

**NEW QUESTION 4**

An administrator is configuring the Native Supplicant Profile to be used with the Cisco ISE posture agents and needs to test the connection using wired devices to determine which profile settings are available. Which two configuration settings should be used to accomplish this task? (Choose two.)

- A. authentication mode
- B. proxy host/IP
- C. certificate template
- D. security
- E. allowed protocol

**Answer: CE**

**NEW QUESTION 5**

An engineer is configuring web authentication using non-standard ports and needs the switch to redirect traffic to the correct port. Which command should be used to accomplish this task?

- A. permit tcp any any eq <port number>
- B. aaa group server radius proxy
- C. ip http port <port number>
- D. aaa group server radius

**Answer: C**

**NEW QUESTION 6**

An engineer needs to configure Cisco ISE Profiling Services to authorize network access for IP speakers that require access to the intercom system. This traffic needs to be identified if the ToS bit is set to 5 and the destination IP address is the intercom system. What must be configured to accomplish this goal?

- A. NMAP
- B. NETFLOW
- C. pxGrid
- D. RADIUS

**Answer: B**

**NEW QUESTION 7**

In a Cisco ISE split deployment model, which load is split between the nodes?

- A. AAA
- B. network admission
- C. log collection
- D. device admission

**Answer:**

A

**Explanation:**

[https://www.cisco.com/c/en/us/td/docs/security/ise/2-6/install\\_guide/b\\_ise\\_InstallationGuide26.pdf](https://www.cisco.com/c/en/us/td/docs/security/ise/2-6/install_guide/b_ise_InstallationGuide26.pdf)

**NEW QUESTION 8**

An administrator is configuring a new profiling policy within Cisco ISE. The organization has several endpoints that are the same device type and all have the same Block ID in their MAC address. The profiler does not currently have a profiling policy created to categorize these endpoints. Therefore, a custom profiling policy must be created. Which condition must the administrator use in order to properly profile an ACME AI Connector endpoint for network access with MAC address <MAC ADDRESS>?

- A. MAC\_OUI\_STARTSWITH\_<MACADDRESS>
- B. CDP\_cdpCacheDeviceID\_CONTAINS\_<MACADDRESS>
- C. MAC\_MACAddress\_CONTAINS\_<MACADDRESS>
- D. Radius Called Station-ID STARTSWITH <MACADDRESS>

**Answer: D****NEW QUESTION 9**

What is the minimum certainty factor when creating a profiler policy?

- A. the minimum number that a predefined condition provides
- B. the maximum number that a predefined condition provides
- C. the minimum number that a device certainty factor must reach to become a member of the profile
- D. the maximum number that a device certainty factor must reach to become a member of the profile

**Answer: C****NEW QUESTION 10**

An engineer is configuring sponsored guest access and needs to limit each sponsored guest to a maximum of two devices. There are other guest services in production that rely on the default guest types. How should this configuration change be made without disrupting the other guest services currently offering three or more guest devices per user?

- A. Create an ISE identity group to add users to and limit the number of logins via the group configuration.
- B. Create a new guest type and set the maximum number of devices sponsored guests can register.
- C. Create an LDAP login for each guest and tag that in the guest portal for authentication.
- D. Create a new sponsor group and adjust the settings to limit the devices for each guest.

**Answer: D****NEW QUESTION 10**

What must be configured on the WLC to configure Central Web Authentication using Cisco ISE and a WLC?

- A. Set the NAC State option to SNMP NAC.
- B. Set the NAC State option to RADIUS NAC.
- C. Use the radius-server vsa send authentication command.
- D. Use the ip access-group webauth in command.

**Answer: B****NEW QUESTION 11**

Which two actions occur when a Cisco ISE server device administrator logs in to a device? (Choose two)

- A. The device queries the internal identity store
- B. The Cisco ISE server queries the internal identity store
- C. The device queries the external identity store
- D. The Cisco ISE server queries the external identity store.
- E. The device queries the Cisco ISE authorization server

**Answer: AD****NEW QUESTION 16**

A network administrator changed a Cisco ISE deployment from pilot to production and noticed that the JVM memory utilization increased significantly. The administrator suspects this is due to replication between the nodes. What must be configured to minimize performance degradation?

- A. Review the profiling policies for any misconfiguration
- B. Enable the endpoint attribute filter
- C. Change the reauthenticate interval.
- D. Ensure that Cisco ISE is updated with the latest profiler feed update

**Answer: B****Explanation:**

[https://www.cisco.com/c/en/us/td/docs/security/ise/2-3/admin\\_guide/b\\_ise\\_admin\\_guide\\_23/b\\_ise\\_admin\\_guide](https://www.cisco.com/c/en/us/td/docs/security/ise/2-3/admin_guide/b_ise_admin_guide_23/b_ise_admin_guide)

**NEW QUESTION 20**

An administrator enables the profiling service for Cisco ISE to use for authorization policies while in closed mode. When the endpoints connect, they receive limited access so that the profiling probes can gather information and Cisco ISE can assign the correct profiles. They are using the default values within Cisco ISE. but the devices do not change their access due to the new profile. What is the problem'?

- A. In closed mode, profiling does not work unless CDP is enabled.
- B. The profiling probes are not able to collect enough information to change the device profile
- C. The profiler feed is not downloading new information so the profiler is inactive
- D. The default profiler configuration is set to No CoA for the reauthentication setting

**Answer: D**

**NEW QUESTION 25**

A security administrator is using Cisco ISE to create a BYOD onboarding solution for all employees who use personal devices on the corporate network. The administrator generates a Certificate Signing Request and signs the request using an external Certificate Authority server. Which certificate usage option must be selected when importing the certificate into ISE?

- A. RADIUS
- B. DLTS
- C. Portal
- D. Admin

**Answer: C**

**NEW QUESTION 30**

When configuring an authorization policy, an administrator cannot see specific Active Directory groups present in their domain to be used as a policy condition. However, other groups that are in the same domain are seen What is causing this issue?

- A. Cisco ISE only sees the built-in groups, not user created ones
- B. The groups are present but need to be manually typed as conditions
- C. Cisco ISE's connection to the AD join point is failing
- D. The groups are not added to Cisco ISE under the AD join point

**Answer: D**

**Explanation:**

[https://www.youtube.com/watch?v=0kuEZEo564s&ab\\_channel=CiscoISE-IdentityServicesEngine](https://www.youtube.com/watch?v=0kuEZEo564s&ab_channel=CiscoISE-IdentityServicesEngine)

**NEW QUESTION 32**

What are two differences of TACACS+ compared to RADIUS? (Choose two.)

- A. TACACS+ uses a connectionless transport protocol, whereas RADIUS uses a connection-oriented transport protocol.
- B. TACACS+ encrypts the full packet payload, whereas RADIUS only encrypts the password.
- C. TACACS+ only encrypts the password, whereas RADIUS encrypts the full packet payload.
- D. TACACS+ uses a connection-oriented transport protocol, whereas RADIUS uses a connectionless transport protocol.
- E. TACACS+ supports multiple sessions per user, whereas RADIUS supports one session per user.

**Answer: BD**

**NEW QUESTION 35**

When creating a policy within Cisco ISE for network access control, the administrator wants to allow different access restrictions based upon the wireless SSID to which the device is connecting. Which policy condition must be used in order to accomplish this?

- A. Network Access NetworkDeviceName CONTAINS <SSID Name>
- B. DEVICE Device Type CONTAINS <SSID Name>
- C. Radius Called-Station-ID CONTAINS <SSID Name>
- D. Airespace Airespace-Wlan-Id CONTAINS <SSID Name>

**Answer: C**

**Explanation:**

<https://www.cisco.com/c/en/us/support/docs/security/identity-services-engine/115734-ise-policies-ssid-00.h>

**NEW QUESTION 37**

Which Cisco ISE service allows an engineer to check the compliance of endpoints before connecting to the network?

- A. personas
- B. qualys
- C. nexpose
- D. posture

**Answer: D**

**Explanation:**

[https://www.cisco.com/c/en/us/td/docs/security/ise/2-1/admin\\_guide/b\\_ise\\_admin\\_guide\\_21/b\\_ise\\_admin\\_guide](https://www.cisco.com/c/en/us/td/docs/security/ise/2-1/admin_guide/b_ise_admin_guide_21/b_ise_admin_guide) Posture is a service in Cisco Identity Services Engine (Cisco ISE) that allows you to check the state, also known as posture, of all the endpoints that are connecting to a network for compliance with corporate security policies. This allows you to control clients to access protected areas of a network.

**NEW QUESTION 40**

A network administrator must configure endpoints using an 802.1X authentication method with EAP identity certificates that are provided by the Cisco ISE. When the endpoint presents the identity certificate to Cisco ISE to validate the certificate, endpoints must be authorized to connect to the network. Which EAP type must be configured by the network administrator to complete this task?

- A. EAP-PEAP-MSCHAPv2
- B. EAP-TTLS
- C. EAP-FAST
- D. EAP-TLS

**Answer:** D

**Explanation:**

<https://docs.microsoft.com/en-us/troubleshoot/windows-server/networking/certificate-requirements-eap-tls-peap> about EAP FAST  
<https://www.cisco.com/c/en/us/support/docs/wireless-mobility/eap-fast/200322-Understanding-EAP-FAST-and->

**NEW QUESTION 43**

What does the dot1x system-auth-control command do?

- A. causes a network access switch not to track 802.1x sessions
- B. globally enables 802.1x
- C. enables 802.1x on a network access device interface
- D. causes a network access switch to track 802.1x sessions

**Answer:** B

**Explanation:**

<https://www.cisco.com/c/en/us/td/docs/switches/lan/catalyst4500/XE3-8-0E/15-24E/configuration/guide/xe-380>

**NEW QUESTION 44**

An administrator is configuring a Cisco ISE posture agent in the client provisioning policy and needs to ensure that the posture policies that interact with clients are monitored, and end users are required to comply with network usage rules. Which two resources must be added in Cisco ISE to accomplish this goal? (Choose two)

- A. AnyConnect
- B. Supplicant
- C. Cisco ISE NAC
- D. PEAP
- E. Posture Agent

**Answer:** AE

**Explanation:**

[https://www.cisco.com/c/en/us/td/docs/security/vpn\\_client/anyconnect/anyconnect40/administration/guide/b\\_An](https://www.cisco.com/c/en/us/td/docs/security/vpn_client/anyconnect/anyconnect40/administration/guide/b_An)  
[https://www.cisco.com/c/en/us/td/docs/security/ise/2-4/admin\\_guide/b\\_ISE\\_admin\\_guide\\_24/m\\_configure\\_clie](https://www.cisco.com/c/en/us/td/docs/security/ise/2-4/admin_guide/b_ISE_admin_guide_24/m_configure_clie)

**NEW QUESTION 48**

Which two values are compared by the binary comparison (function) in authentication that is based on Active Directory?

- A. subject alternative name and the common name
- B. MS-CHAPv2 provided machine credentials and credentials stored in Active Directory
- C. user-presented password hash and a hash stored in Active Directory
- D. user-presented certificate and a certificate stored in Active Directory

**Answer:** A

**Explanation:**

Basic certificate checking does not require an identity source. If you want binary comparison checking for the certificates, you must select an identity source. If you select Active Directory as an identity source, subject and common name and subject alternative name (all values) can be used to look up a user.  
[https://www.cisco.com/c/en/us/td/docs/security/ise/1-3/admin\\_guide/b\\_ise\\_admin\\_guide\\_13/b\\_ise\\_admin\\_guide\\_sample\\_chapter\\_01110.html](https://www.cisco.com/c/en/us/td/docs/security/ise/1-3/admin_guide/b_ise_admin_guide_13/b_ise_admin_guide_sample_chapter_01110.html)

**NEW QUESTION 52**

An engineer deploys Cisco ISE and must configure Active Directory to then use information from Active Directory in an authorization policy. Which two components must be configured, in addition to Active Directory groups, to achieve this goal? (Choose two)

- A. Active Directory External Identity Sources
- B. Library Condition for External Identity
- C. External Groups
- D. Identity Source Sequences
- E. LDAP External Identity SourcesE Library Condition for Identity Group: User Identity Group

**Answer:** AB

**NEW QUESTION 55**

What service can be enabled on the Cisco ISE node to identify the types of devices connecting to a network?

- A. MAB
- B. profiling
- C. posture
- D. central web authentication

**Answer:** B

**NEW QUESTION 56**

A network engineer must enforce access control using special tags, without re-engineering the network design. Which feature should be configured to achieve this in a scalable manner?

- A. SGT
- B. dACL
- C. VLAN
- D. RBAC

**Answer:** A

**NEW QUESTION 60**

Refer to the exhibit.

```
Switch(config)# aaa new-model
Switch(config)# aaa authentication dot1x default group radius
Switch(config)# aaa authorization network default group radius
```

A network engineers configuring the switch to accept downloadable ACLs from a Cisco ISE server Which two commands should be run to complete the configuration? (Choose two)

- A. aaa authorization auth-proxy default group radius
- B. radius server vsa sand authentication
- C. radius-server attribute 8 include-in-access-req
- D. ip device tracking
- E. dot1x system-auth-control

**Answer:** BC

**NEW QUESTION 62**

A network administrator is configuring a secondary cisco ISE node from the backup configuration of the primary cisco ISE node to create a high availability pair The Cisco ISE CA certificates and keys must be manually backed up from the primary Cisco ISE and copied into the secondary Cisco ISE Which command must be issued for this to work?

- A. copy certificate Ise
- B. application configure Ise
- C. certificate configure Ise
- D. Import certificate Ise

**Answer:** B

**Explanation:**

<https://community.cisco.com/t5/network-access-control/ise-certificate-import-export/m-p/3847746>

**NEW QUESTION 64**

An engineer needs to configure a compliance policy on Cisco ISE to ensure that the latest encryption software is running on the C drive of all endpoints. Drag and drop the configuration steps from the left into the sequence on the right to accomplish this task.

**Answer Area**

select Posture and Disk Encryption Condition	step 1
access the Disk Encryption Condition window	step 2
select the Encryption settings	step 3
access Policy Elements and Conditions	step 4

- A. Mastered
- B. Not Mastered

**Answer:** A

**Explanation:**

Diagram Description automatically generated

**NEW QUESTION 66**

A laptop was stolen and a network engineer added it to the block list endpoint identity group. What must be done on a new Cisco ISE deployment to redirect the laptop and restrict access?

- A. Select DenyAccess within the authorization policy.
- B. Ensure that access to port 8443 is allowed within the ACL.
- C. Ensure that access to port 8444 is allowed within the ACL.
- D. Select DROP under If Auth fail within the authentication policy.

**Answer:** C

**Explanation:**

[https://www.cisco.com/c/en/us/td/docs/security/ise/1-3/admin\\_guide/b\\_ise\\_admin\\_guide\\_13/b\\_ise\\_admin\\_guide](https://www.cisco.com/c/en/us/td/docs/security/ise/1-3/admin_guide/b_ise_admin_guide_13/b_ise_admin_guide)

**NEW QUESTION 68**

What is a valid guest portal type?

- A. Sponsored-Guest
- B. My Devices
- C. Sponsor
- D. Captive-Guest

**Answer:** A

**NEW QUESTION 69**

An engineer is configuring Cisco ISE policies to support MAB for devices that do not have 802.1X capabilities. The engineer is configuring new endpoint identity groups as conditions to be used in the AuthZ policies, but noticed that the endpoints are not hitting the correct policies. What must be done in order to get the devices into the right policies?

- A. Manually add the MAC addresses of the devices to endpoint ID groups in the context visibility database.
- B. Create an AuthZ policy to identify Unknown devices and provide partial network access prior to profiling.
- C. Add an identity policy to dynamically add the IP address of the devices to their endpoint identity groups.
- D. Identify the non 802.1X supported device types and create custom profiles for them to profile into.

**Answer:** D

**NEW QUESTION 74**

An engineer is implementing network access control using Cisco ISE and needs to separate the traffic based on the network device ID and use the IOS device sensor capability. Which probe must be used to accomplish this task?

- A. HTTP probe
- B. NetFlow probe
- C. network scan probe
- D. RADIUS probe

**Answer:** D

**Explanation:**

<https://www.cisco.com/c/en/us/support/docs/security/identity-services-engine/200292-Configure-Device-Sensor> <http://www.network-node.com/blog/2016/1/2/ise-20-profiling>

**NEW QUESTION 79**

Which type of identity store allows for creating single-use access credentials in Cisco ISE?

- A. OpenLDAP
- B. Local
- C. PKI
- D. RSA SecurID

**Answer:** D

**NEW QUESTION 83**

A network administrator is configuring client provisioning resource policies for client machines and must ensure that an agent pop-up is presented to the client when attempting to connect to the network. Which configuration item needs to be added to allow for this?

- A. the client provisioning URL in the authorization policy
- B. a temporal agent that gets installed onto the system
- C. a remote posture agent proxying the network connection

D. an API connection back to the client

**Answer:** C

**NEW QUESTION 87**

A network administrator must use Cisco ISE to check whether endpoints have the correct version of antivirus installed Which action must be taken to allow this capability?

- A. Configure a native supplicant profile to be used for checking the antivirus version
- B. Configure Cisco ISE to push the HostScan package to the endpoints to check for the antivirus version.
- C. Create a Cisco AnyConnect Network Visibility Module configuration profile to send the antivirus information of the endpoints to Cisco ISE.
- D. Create a Cisco AnyConnect configuration within Cisco ISE for the Compliance Module and associated configuration files

**Answer:** A

**Explanation:**

[https://www.cisco.com/c/en/us/td/docs/security/ise/1-2/user\\_guide/ise\\_client\\_prov.html](https://www.cisco.com/c/en/us/td/docs/security/ise/1-2/user_guide/ise_client_prov.html) About Anyconnect Network Visibility Module  
[https://www.cisco.com/c/en/us/td/docs/security/vpn\\_client/anyconnect/anyconnect45/administration/guide/b\\_An](https://www.cisco.com/c/en/us/td/docs/security/vpn_client/anyconnect/anyconnect45/administration/guide/b_An)

**NEW QUESTION 90**

An engineer is designing a BYOD environment utilizing Cisco ISE for devices that do not support native supplicants Which portal must the security engineer configure to accomplish this task?

- A. MDM
- B. Client provisioning
- C. My devices
- D. BYOD

**Answer:** C

**Explanation:**

[https://www.cisco.com/c/en/us/td/docs/security/ise/2-2/admin\\_guide/b\\_ise\\_admin\\_guide\\_22/b\\_ise\\_admin\\_guide](https://www.cisco.com/c/en/us/td/docs/security/ise/2-2/admin_guide/b_ise_admin_guide_22/b_ise_admin_guide)

**NEW QUESTION 92**

An organization is implementing Cisco ISE posture services and must ensure that a host-based firewall is in place on every Windows and Mac computer that attempts to access the network They have multiple vendors' firewall applications for their devices, so the engineers creating the policies are unable to use a specific application check in order to validate the posture for this What should be done to enable this type of posture check?

- A. Use the file registry condition to ensure that the firewall is installed and running appropriately.
- B. Use a compound condition to look for the Windows or Mac native firewall applications.
- C. Enable the default firewall condition to check for any vendor firewall application.
- D. Enable the default application condition to identify the applications installed and validate the firewall app.

**Answer:** C

**Explanation:**

[https://www.youtube.com/watch?v=6Kj8P8Hn7dY&t=109s&ab\\_channel=CiscoISE-IdentityServicesEngine](https://www.youtube.com/watch?v=6Kj8P8Hn7dY&t=109s&ab_channel=CiscoISE-IdentityServicesEngine)

**NEW QUESTION 97**

Which portal is used to customize the settings for a user to log in and download the compliance module?

- A. Client Profiling
- B. Client Endpoint
- C. Client Provisioning
- D. Client Guest

**Answer:** C

**NEW QUESTION 98**

An organization wants to improve their BYOD processes to have Cisco ISE issue certificates to the BYOD endpoints. Currently, they have an active certificate authority and do not want to replace it with Cisco ISE. What must be configured within Cisco ISE to accomplish this goal?

- A. Create a certificate signing request and have the root certificate authority sign it.
- B. Add the root certificate authority to the trust store and enable it for authentication.
- C. Create an SCEP profile to link Cisco ISE with the root certificate authority.
- D. Add an OCSP profile and configure the root certificate authority as secondary.

**Answer:** C

**Explanation:**

Ref:<https://www.cisco.com/c/en/us/support/docs/security/identity-services-engine-software/116068-configure-pr>

**NEW QUESTION 101**

Which profiling probe collects the user-agent string?

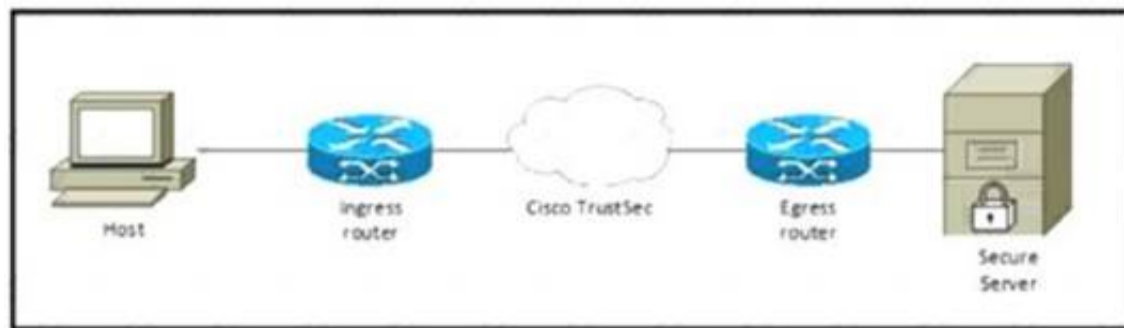
- A. DHCP

- B. AD
- C. HTTP
- D. NMAP

**Answer:** C

**NEW QUESTION 106**

Refer to the exhibit



Which component must be configured to apply the SGACL?

- A. egress router
- B. host
- C. secure server
- D. ingress router

**Answer:** A

**Explanation:**

[https://www.cisco.com/c/en/us/td/docs/switches/lan/trustsec/configuration/guide/trustsec/arch\\_over.html#52796](https://www.cisco.com/c/en/us/td/docs/switches/lan/trustsec/configuration/guide/trustsec/arch_over.html#52796)

**NEW QUESTION 111**

Which interface-level command is needed to turn on 802.1X authentication?

- A. dot1x pae authenticator
- B. dot1x system-auth-control
- C. authentication host-mode single-host
- D. aaa server radius dynamic-author

**Answer:** A

**NEW QUESTION 112**

Which two authentication protocols are supported by RADIUS but not by TACACS+? (Choose two.)

- A. MSCHAPv1
- B. PAP
- C. EAP
- D. CHAP
- E. MSCHAPv2

**Answer:** CE

**NEW QUESTION 115**

What are two requirements of generating a single signing in Cisco ISE by using a certificate provisioning portal, without generating a certificate request? (Choose two.)

- A. Location the CSV file for the device MAC
- B. Select the certificate template
- C. Choose the hashing method
- D. Enter the common name
- E. Enter the IP address of the device

**Answer:** BD

**Explanation:**

<https://www.cisco.com/c/en/us/support/docs/security/identity-services-engine/200534-ISE-2-0-Certificate-Provi>

**NEW QUESTION 120**

A new employee just connected their workstation to a Cisco IP phone. The network administrator wants to ensure that the Cisco IP phone remains online when the user disconnects their Workstation from the corporate network. Which CoA configuration meets this requirement?

- A. Port Bounce
- B. Reauth
- C. NoCoA
- D. Disconnect

**Answer:** C

**Explanation:**

<https://ciscocustomer.lookbookhq.com/iseguidedjourney/ISE-profiling-design>

**NEW QUESTION 122**

Which command displays all 802 1X/MAB sessions that are active on the switch ports of a Cisco Catalyst switch?

- A. show authentication sessions output
- B. Show authentication sessions
- C. show authentication sessions interface Gi 1/0/x
- D. show authentication sessions interface Gi1/0/x output

**Answer: B**

**NEW QUESTION 127**

An administrator is configuring posture assessment in Cisco ISE for the first time. Which two components must be uploaded to Cisco ISE to use Anyconnect for the agent configuration in a client provisioning policy? (Choose two.)

- A. Anyconnect network visibility module
- B. Anyconnect compliance module
- C. AnyConnectProfile.xml file
- D. AnyConnectProfile.xsd file
- E. Anyconnect agent image

**Answer: BD**

**NEW QUESTION 128**

The IT manager wants to provide different levels of access to network devices when users authenticate using TACACS+. The company needs specific commands to be allowed based on the Active Directory group membership of the different roles within the IT department. The solution must minimize the number of objects created in Cisco ISE. What must be created to accomplish this task?

- A. one shell profile and one command set
- B. multiple shell profiles and one command set
- C. one shell profile and multiple command sets
- D. multiple shell profiles and multiple command sets

**Answer: C**

**NEW QUESTION 132**

What happens when an internal user is configured with an external identity store for authentication, but an engineer uses the Cisco ISE admin portal to select an internal identity store as the identity source?

- A. Authentication is redirected to the internal identity source.
- B. Authentication is redirected to the external identity source.
- C. Authentication is granted.
- D. Authentication fails.

**Answer: D**

**NEW QUESTION 137**

An administrator is attempting to replace the built-in self-signed certificates on a Cisco ISE appliance. The CA is requesting some information about the appliance in order to sign the new certificate. What must be done in order to provide the CA this information?

- A. Install the Root CA and intermediate CA.
- B. Generate the CSR.
- C. Download the intermediate server certificate.
- D. Download the CA server certificate.

**Answer: B**

**NEW QUESTION 138**

What is needed to configure wireless guest access on the network?

- A. endpoint already profiled in ISE
- B. WEBAUTH ACL for redirection
- C. valid user account in Active Directory
- D. Captive Portal Bypass turned on

**Answer: D**

**NEW QUESTION 142**

A network engineer is configuring guest access and notices that when a guest user registers a second device for access, the first device loses access. What must be done to ensure that both devices for a particular user are able to access the guest network simultaneously?

- A. Configure the sponsor group to increase the number of logins.
- B. Use a custom portal to increase the number of logins
- C. Modify the guest type to increase the number of maximum devices
- D. Create an Adaptive Network Control policy to increase the number of devices

**Answer:** C

**Explanation:**

[https://content.cisco.com/chapter.sjs?uri=/searchable/chapter/content/en/us/td/docs/security/ise/2-7/admin\\_guide](https://content.cisco.com/chapter.sjs?uri=/searchable/chapter/content/en/us/td/docs/security/ise/2-7/admin_guide)

**NEW QUESTION 145**

MacOS users are complaining about having to read through wordy instructions when remediating their workstations to gain access to the network. Which alternate method should be used to tell users how to remediate?

- A. URL link
- B. message text
- C. executable
- D. file distribution

**Answer:** A

**Explanation:**

<https://www.sciencedirect.com/topics/computer-science/remediation-action>

**NEW QUESTION 150**

A Cisco ISE administrator needs to ensure that guest endpoint registrations are only valid for one day. When testing the guest policy flow, the administrator sees that the Cisco ISE does not delete the endpoint in the Guest Endpoints identity store after one day and allows access to the guest network after that period. Which configuration is causing this problem?

- A. The Endpoint Purge Policy is set to 30 days for guest devices
- B. The RADIUS policy set for guest access is set to allow repeated authentication of the same device
- C. The length of access is set to 7 days in the Guest Portal Settings
- D. The Guest Account Purge Policy is set to 15 days

**Answer:** A

**Explanation:**

[https://www.cisco.com/c/en/us/td/docs/security/ise/1-3/admin\\_guide/b\\_ise\\_admin\\_guide\\_13/b\\_ise\\_admin\\_guide](https://www.cisco.com/c/en/us/td/docs/security/ise/1-3/admin_guide/b_ise_admin_guide_13/b_ise_admin_guide)

**NEW QUESTION 154**

Which advanced option within a WLAN must be enabled to trigger Central Web Authentication for Wireless users on AireOS controller?

- A. DHCP server
- B. static IP tunneling
- C. override Interface ACL
- D. AAA override

**Answer:** D

**NEW QUESTION 155**

An engineer has been tasked with standing up a new guest portal for customers that are waiting in the lobby. There is a requirement to allow guests to use their social media logins to access the guest network to appeal to more customers. What must be done to accomplish this task?

- A. Create a sponsor portal to allow guests to create accounts using their social media logins.
- B. Create a sponsored guest portal and enable social media in the external identity sources.
- C. Create a self-registered guest portal and enable the feature for social media logins.
- D. Create a hotspot portal and enable social media login for network access.

**Answer:** C

**NEW QUESTION 156**

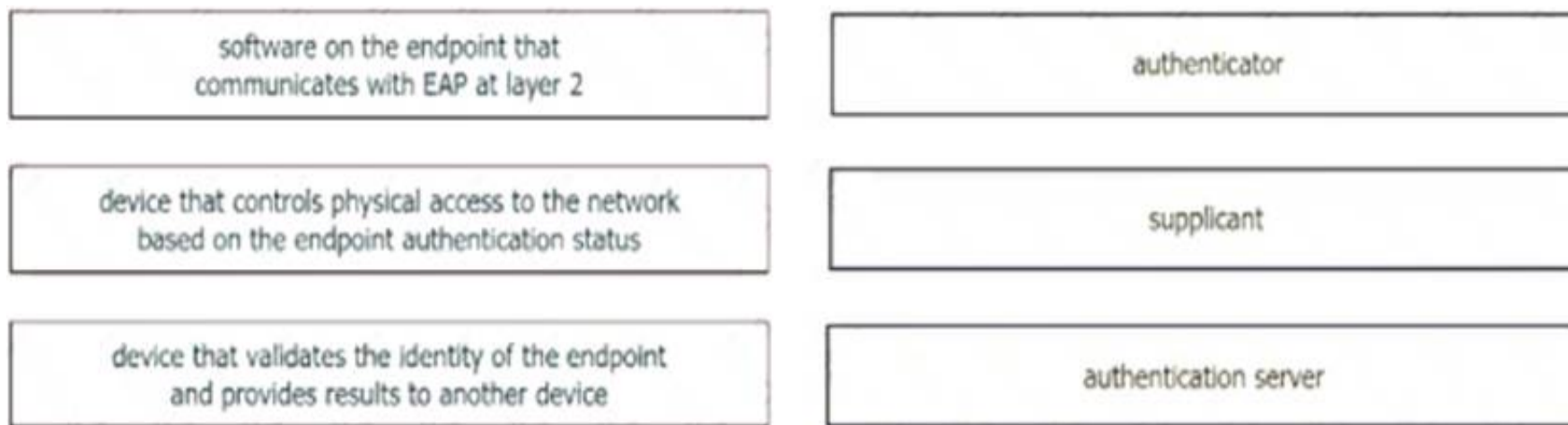
What is the maximum number of PSN nodes supported in a medium-sized deployment?

- A. three
- B. five
- C. two
- D. eight

**Answer:** B

**NEW QUESTION 158**

Drag the descriptions on the left onto the components of 802.1X on the right.

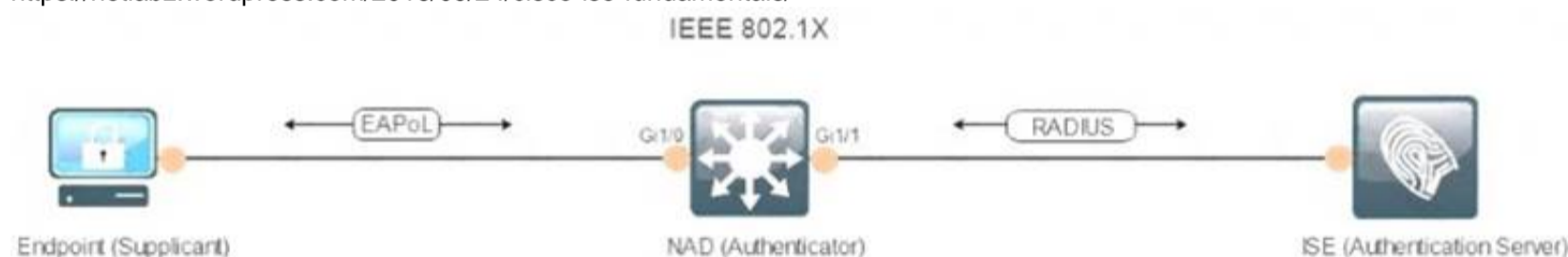


- A. Mastered
- B. Not Mastered

**Answer:** A

**Explanation:**

<https://netlabz.wordpress.com/2016/09/24/cisco-ise-fundamentals/>



**NEW QUESTION 161**

A network administrator must configure Cisco SE Personas in the company to share session information via syslog. Which Cisco ISE personas must be added to syslog receivers to accomplish this goal?

- A. pxGrid
- B. admin
- C. policy services
- D. monitor

**Answer:** D

**NEW QUESTION 164**

A network administrator is setting up wireless guest access and has been unsuccessful in testing client access. The endpoint is able to connect to the SSID but is unable to grant access to the guest network through the guest portal. What must be done to identify the problem?

- A. Use context visibility to verify posture status.
- B. Use the endpoint ID to execute a session trace.
- C. Use the identity group to validate the authorization rules.
- D. Use traceroute to ensure connectivity.

**Answer:** B

**Explanation:**

[https://www.cisco.com/c/en/us/td/docs/security/ise/1-3/admin\\_guide/b\\_ise\\_admin\\_guide\\_13/b\\_ise\\_admin\\_guide](https://www.cisco.com/c/en/us/td/docs/security/ise/1-3/admin_guide/b_ise_admin_guide_13/b_ise_admin_guide)

**NEW QUESTION 168**

A Cisco ISE administrator needs to ensure that guest endpoint registrations are only valid for 1 day. When testing the guest policy flow, the administrator sees that the Cisco ISE does not delete the endpoint in the Guest Endpoints identity store after one day and allows access to the guest network after that period. Which configuration is causing this problem?

- A. The RADIUS policy set for guest access is set to allow repeated authentication of the same device.
- B. The length of access is set to 7 days in the Guest Portal Settings.
- C. The Endpoint Purge Policy is set to 30 days for guest devices.
- D. The Guest Account Purge Policy is set to 15 days.

**Answer:** C

**NEW QUESTION 173**

An administrator is configuring TACACS+ on a Cisco switch but cannot authenticate users with Cisco ISE. The configuration contains the correct key of Cisc039712287. but the switch is not receiving a response from the Cisco ISE instance What must be done to validate the AAA configuration and identify the problem with the TACACS+ servers?

- A. Check for server reachability using the test aaa group tacacs+ admin <key> legacy command.
- B. Test the user account on the server using the test aaa group radius server CUCS user admin pass <key> legacy command.
- C. Validate that the key value is correct using the test aaa authentication admin <key> legacy command.
- D. Confrm the authorization policies are correct using the test aaa authorization admin drop legacy command.

**Answer:** A

**Explanation:**

<https://medium.com/training-course-ccna-security-210-260/ccna-security-part-3-implementing-aaa-in-cisco-ios>

**NEW QUESTION 174**

An administrator is migrating device administration access to Cisco ISE from the legacy TACACS+ solution that used only privilege 1 and 15 access levels. The organization requires more granular controls of the privileges and wants to customize access levels 2-5 to correspond with different roles and access needs. Besides defining a new shell profile in Cisco ISE. what must be done to accomplish this configuration?

- A. Enable the privilege levels in Cisco ISE
- B. Enable the privilege levels in the IOS devices.
- C. Define the command privileges for levels 2-5 in the IOS devices
- D. Define the command privileges for levels 2-5 in Cisco ISE

**Answer:** B

**Explanation:**

<https://learningnetwork.cisco.com/s/blogs/a0D3i000002eeWTEAY/cisco-ios-privilege-levels>

**NEW QUESTION 176**

An administrator is configuring a new profiling policy in Cisco ISE for a printer type that is missing from the profiler feed The logical profile Printers must be used in the authorization rule and the rule must be hit. What must be done to ensure that this configuration will be successful?

- A. Create a new logical profile for the new printer policy
- B. Enable the EndPoints:EndPointPolicy condition in the authorization policy.
- C. Add the new profiling policy to the logical profile Printers.
- D. Modify the profiler conditions to ensure that it goes into the correct logical profile

**Answer:** B

**NEW QUESTION 177**

What occurs when a Cisco ISE distributed deployment has two nodes and the secondary node is deregistered?

- A. The primary node restarts
- B. The secondary node restarts.
- C. The primary node becomes standalone
- D. Both nodes restart.

**Answer:** D

**Explanation:**

[https://www.cisco.com/c/en/us/td/docs/security/ise/1-1-1/installation\\_guide/ise\\_install\\_guide/ise\\_deploy.html](https://www.cisco.com/c/en/us/td/docs/security/ise/1-1-1/installation_guide/ise_install_guide/ise_deploy.html) if your deployment has two nodes and you deregister the secondary node, both nodes in this primary-secondary pair are restarted. (The former primary and secondary nodes become standalone.)

**NEW QUESTION 181**

Refer to the exhibit

```
interface GigabitEthernet1/0/1
 authentication host-mode multi-auth
 authentication post-control auto
 mab
 dot1x pae authenticator
```

Which switch configuration change will allow only one voice and one data endpoint on each port?

- A. Multi-auth to multi-domain
- B. Mab to dot1x
- C. Auto to manual
- D. Multi-auth to single-auth

**Answer:** A

**Explanation:**

<https://community.cisco.com/t5/network-access-control/cisco-ise-multi-auth-or-multi-host/m-p/3750907>

**NEW QUESTION 186**

Which default endpoint identity group does an endpoint that does not match any profile in Cisco ISE become a member of?

- A. Endpoint
- B. unknown
- C. blacklist
- D. white list
- E. profiled

**Answer:** B

**Explanation:**

If you do not have a matching profiling policy, you can assign an unknown profiling policy. The endpoint is therefore profiled as Unknown. The endpoint that does not match any profile is grouped within the Unknown identity group. The endpoint profiled to the Unknown profile requires that you create a profile with an attribute or a set of attributes collected for that endpoint.

[https://www.cisco.com/en/US/docs/security/ise/1.0/user\\_guide/ise10\\_man\\_identities.html](https://www.cisco.com/en/US/docs/security/ise/1.0/user_guide/ise10_man_identities.html)

**NEW QUESTION 191**

An administrator is trying to collect metadata information about the traffic going across the network to gain added visibility into the hosts. This information will be used to create profiling policies for devices using Cisco ISE so that network access policies can be used. What must be done to accomplish this task?

- A. Configure the RADIUS profiling probe within Cisco ISE
- B. Configure NetFlow to be sent to the Cisco ISE appliance.
- C. Configure SNMP to be used with the Cisco ISE appliance
- D. Configure the DHCP probe within Cisco ISE

**Answer: D**

**NEW QUESTION 193**

What is a restriction of a standalone Cisco ISE node deployment?

- A. Only the Policy Service persona can be disabled on the node.
- B. The domain name of the node cannot be changed after installation.
- C. Personas are enabled by default and cannot be edited on the node.
- D. The hostname of the node cannot be changed after installation.

**Answer: C**

**NEW QUESTION 196**

Which port does Cisco ISE use for native supplicant provisioning of a Windows laptop?

- A. TCP 8909
- B. TCP 8905
- C. UDP 1812
- D. TCP 443

**Answer: B**

**NEW QUESTION 200**

Which statement about configuring certificates for BYOD is true?

- A. An Android endpoint uses EST, whereas other operating systems use SCEP for enrollment
- B. The SAN field is populated with the end user name.
- C. An endpoint certificate is mandatory for the Cisco ISE BYOD
- D. The CN field is populated with the endpoint host name

**Answer: C**

**NEW QUESTION 205**

An administrator is adding a switch to a network that is running Cisco ISE and is only for IP Phones. The phones do not have the ability to authenticate via 802.1X. Which command is needed on each switch port for authentication?

- A. dot1x system-auth-control
- B. enable bypass-mac
- C. enable network-authentication
- D. mab

**Answer: D**

**Explanation:**

[https://www.cisco.com/en/US/docs/ios-xml/ios/sec\\_usr\\_aaa/configuration/15-2mt/sec-config-mab.html](https://www.cisco.com/en/US/docs/ios-xml/ios/sec_usr_aaa/configuration/15-2mt/sec-config-mab.html)

**NEW QUESTION 207**

An administrator replaced a PSN in the distributed Cisco ISE environment. When endpoints authenticate to it, the devices are not getting the right profiles or attributes and as a result, are not hitting the correct policies. This was working correctly on the previous PSN. Which action must be taken to ensure the endpoints get identified?

- A. Verify that the MnT node is tracking the session.
- B. Verify the shared secret used between the switch and the PSN.
- C. Verify that the profiling service is running on the new PSN.
- D. Verify that the authentication request the PSN is receiving is not malformed.

**Answer: C**

**NEW QUESTION 211**

A network engineer needs to deploy 802.1x using Cisco ISE in a wired network environment where thin clients download their system image upon bootup using PXE. For which mode must the switch ports be configured?

- A. closed
- B. restricted
- C. monitor
- D. low-impact

**Answer: D**

**NEW QUESTION 214**

What is a valid status of an endpoint attribute during the device registration process?

- A. block listed
- B. pending
- C. unknown
- D. DenyAccess

**Answer: B**

**NEW QUESTION 218**

An engineer is configuring Cisco ISE to reprofile endpoints based only on new requests of INIT-REBOOT and SELECTING message types. Which probe should be used to accomplish this task?

- A. MMAP
- B. DNS
- C. DHCP
- D. RADIUS

**Answer: C**

**NEW QUESTION 222**

An administrator is configuring posture with Cisco ISE and wants to check that specific services are present on the workstations that are attempting to access the network. What must be configured to accomplish this goal?

- A. Create a registry posture condition using a non-OPSWAT API version.
- B. Create an application posture condition using a OPSWAT API version.
- C. Create a compound posture condition using a OPSWAT API version.
- D. Create a service posture condition using a non-OPSWAT API version.

**Answer: D**

**NEW QUESTION 227**

.....

## Thank You for Trying Our Product

\* 100% Pass or Money Back

All our products come with a 90-day Money Back Guarantee.

\* One year free update

You can enjoy free update one year. 24x7 online support.

\* Trusted by Millions

We currently serve more than 30,000,000 customers.

\* Shop Securely

All transactions are protected by VeriSign!

**100% Pass Your 300-715 Exam with Our Prep Materials Via below:**

<https://www.certleader.com/300-715-dumps.html>