



Microsoft

Exam Questions 98-383

Introduction to Programming Using HTML and CSS

NEW QUESTION 1

You want to complete the pseudo class for link elements so that the links appear red when the page loads, green when the link is clicked, orange when the cursor moves over the link, and blue if the link was clicked previously.

How should you complete the code? To answer, drag the appropriate CSS selector to the correct locations. Each selector may be used once, more than once, or not at all. You may need to drag the split bar between panes or scroll to view content.

CSS Selectors	Answer Area
<code>a : active</code>	<input type="text"/> <code>{color: red}</code>
<code>a : visited</code>	<input type="text"/> <code>{color: blue}</code>
<code>a : link</code>	<input type="text"/> <code>{color: orange}</code>
<code>a : hover</code>	<input type="text"/> <code>{color: green}</code>

Answer:

Explanation: References: https://www.w3schools.com/cssref/css_selectors.asp

NEW QUESTION 2

Which CSS property is used to draw a line over text, through text, or under text?

- A. font-family
- B. font-style
- C. text-overflow
- D. text-decoration

Answer: D

Explanation: References: https://www.w3schools.com/cssref/pr_text_text-decoration.asp

NEW QUESTION 3

The external stylesheet named mystyles.css contains the following three rules.

```
h1 { color : blue; }
h2 { color : purple; }
p { color : grey ;}
```

The head section of a webpage contains the following markup:

```
<link    rel= "stylesheet"    type= "text/css"    href=
"mystyles.css">
<style>
    h1 { color : maroon ; }
    h2 { color : blue ; }
    p { color : black ; }
</style>
```

The following elements appear within the body of the webpage:

```
<h1 style= "color : black ;"> AdventureWorks Presents/h1>
<h2>Rock Climbing 101</h2>
<p style= "color : blue ;" >Coming soon!</p>
<h1>Awards</h1>
<p>Certificates will be awarded in June. </p>
```

For each of the following statements, select Yes if the statement is true. Otherwise, select No. NOTE: Each correct selection is worth one point

Answer Area	Yes	No
“Certificates will be awarded in June”. Is displayed in grey.	<input type="radio"/>	<input type="radio"/>
“Coming soon!” is displayed in blue.	<input type="radio"/>	<input type="radio"/>
“Awards” is displayed in maroon”.	<input type="radio"/>	<input type="radio"/>
“Rock climbing 101” is displayed in purple”.	<input type="radio"/>	<input type="radio"/>

Answer:

Explanation: References: https://www.w3schools.com/css/css_howto.asp

NEW QUESTION 4

You are designing a webpage for Contoso by using HTML. You need to create content for the head section. Which four markup segments should you use? To answer, move the appropriate markup segments from the list of markup segments to the answer area and arrange them in the correct order.
NOTE: More than one order of answer choices is correct. You will receive credit for any of the correct orders you select.

Markup Segments

<meta charset= "utf-8">

<!DOCTYPE html >

<title> About Contoso</title>

<header>New Realeses</header>

<head/>

<h3>Contact Us</h3>

<head>

<"meta enctype="utf-8>

Answer Area

Answer:

Explanation: References: https://www.w3schools.com/html/html_head.asp

NEW QUESTION 5

You are designing a webpage for your company. The page must be responsive so that it can be viewed on both mobile and desktop browsers.

On mobile browsers, or those with a screen width of less than 768 pixels you want to display a welcome background image named `SmallLogo.png`. On all other browsers, you want to display a welcome background image named `NormalLogo.png`.
How should you complete the code? To answer, select the appropriate code segment in the answer area. NOTE: Each correct selection is worth one point.

```

.welcome {
    background-image : url (
        NormalLogo.png
        SmallLogo.png
    );

    @media only screen and (
        .welcome {
            min-width
            max-width
        }

        Background-image: url (
            NormalLogo.png
            SmallLogo.png
        );
    }
}

```

Explanation: References: https://www.w3schools.com/cssref/css3_pr_mediaquery.asp

You need to identify the parts of the CSS box model that define an element's dimensions.

To answer, drag the appropriate part to the correct area. Each part may be used once, more than once, or not at all. You may need to drag the split bar between panes or scroll to view content.

NOTE: Each correct selection is worth one point

Explanation: References: https://www.w3schools.com/css/css_boxmodel.asp

Analyze the following CSS for a webpage:

```
<!Doctype html>
<html>
  <head>
    <style>
      p {
        background-color : blue;
      }
      .light {
        background-color : yellow;
      }

      .light p {
        Background-color : green;
      }
    </style>
  </head>
  <body>
    <div class= "light" style= "background-color:pink">
      <p>This is some sample text</p>
    </div>
  </body>
</html>
```

What is the resulting background color of the paragraph element?

- A. Pink
- B. Blue
- C. Yellow
- D. Green

Answer: A

Explanation: References: https://www.w3schools.com/tags/tag_div.asp

NEW QUESTION 8

You define the following styles in a style block:

You write the following HTML:

```
01  <body style= "color : purple; font-size: 10px;">
02      <p id= "style1">Fasten your seat belt < / p>
03      <p>Look both ways before pulling out. < / p>
04      <p id= "style3" style= "color : red;" >Watch your
speed. < / p>
05      <p style= "color : green; font-size : 20px ;" >Be
ready to stop. < / p>
06      <p style= "color : red;">Study the rules of the
road. < / p>
07      <p style= "font-size : 30px; " > You'll be driving
in no time. < / p>
08  < /body>
```

Use the drop-down menus to select the answer choice that answers each question based on the information presented in the CSS style and markup.

Line 02 displays text in which color?

red	▼
blue	
green	
purple	

Line 02 displays text in which font size?

pixels 20	▼
pixels 30	
pixels 40	
pixels 10	

Line 03 displays text in which color?

red	▼
blue	
green	
purple	

NOTE: Each correct selection is worth one point.

Answer:

Explanation: References: https://www.w3schools.com/html/html_css.asp

NEW QUESTION 9

You are creating a web form to allow visitors to sign up for a mailing list. The form will collect the information that is shown in the following screen shot:

Alpine Ski House Mailing List

Join our mailing list now.

First name:

Last name:

E-mail:

A ☐ I wish to subscribe to the Alpine Ski House mailing list.

B Frequency of email promotions:

☒ Daily

☐ Weekly

☐ Monthly

C

Use the drop-down menus to select the answer choice that answers each questions based on the information presented in the graphic.
 NOTE: Each correct selection is worth one point.

Answer Area

Which code segment will display the form element labeled A?

<input type= "radio" name= "firstname" >
<input type= "text" name "checkbox">
<input type= "checkbox" name= "subscribe" value= "Yes" >
<input type= "text" name= "Yes" >

Which code segment will display the form element labeled B?

<input type= "radio" name= "frequency" value= "daily" checked" >
<input type= "radio" name "frequency" value= "weekly"
<input type= "submit" value= "Submit" >
<input type= "text" name= "frequency" value= "daily" checked" >

Which code segment will display the form element labeled C?

<input type= "radio" name= "frequency" value= "daily" checked> Daily <br" >
<input type= "checkbox" name "Submit" value= "Submit" >
<input type= "submit" value= "Submit" >
<option value= "Submit"> Submit</option >

Answer:

Explanation: References: <https://www.w3schools.com/tags/default.asp>

NEW QUESTION 10

You are designing a website for City Power & Light.

You write the following markup. Line numbers are included for reference only.

```

01 <! DOCTYPE html>
02 <html>
03 <head>
04     <title>City Power & Light</title>
05 </head>
06 <body>
07     <p>Welcome to City Power & Light. </p>
08 </body>
09 </html>

```

What style will be used to render the code?

- A. The browser default style will be used.
- B. An inline style will be used.
- C. An international style will be used.
- D. An external style will be used.

Answer: A

Explanation: References: https://www.w3schools.com/cssref/css_default_values.asp

NEW QUESTION 10

You are creating an HTML document that contains an essay with two sections.

You need to make it easy for the user to navigate from the top of the document to section 1.

How should you complete the markup? To answer, select the appropriate markup segments in the answer area.

NOTE: Each correct selection is worth one point.

Answer Area

The markup defining the page should be:

<input type="text"/>	▼
<code>Section 2</code>	
<code>Section 2</code>	
<code>Section 2</code>	
<code>Section 2</code>	
<code>Section 2</code>	

The markup defining the anchor for section 2 should be:

<input type="text"/>	▼
<code>Section 2</code>	
<code>Section 2</code>	
<code>Section 2</code>	
<code>Section 2</code>	
<code>Section 2</code>	

Answer:

Explanation: References: https://www.w3schools.com/tags/tag_a.asp

NEW QUESTION 14

You are analyzing a form that sends multiline comments to another page on the Internet. The following is the form's markup:

```
< form action= "http : / /www. contoso. com/receivecomments.asp"
  method= "post">
  Comments : <br>
  <textarea id= "commetns" >< / textarea >
  <input type= "submit" value= "Submit"| >
< /form >
```

No data is sent when the form is submitted.

You need to solve this problem so that the data in the text box is submitted. What should you do?

- A. Replace the textarea element with an input element.
- B. Set the name attribute of the textarea element.
- C. Change the value of the method attribute to get.
- D. Set the id attribute of the form element.

Answer: C

Explanation: References: https://www.w3schools.com/tags/att_form_action.asp

NEW QUESTION 16

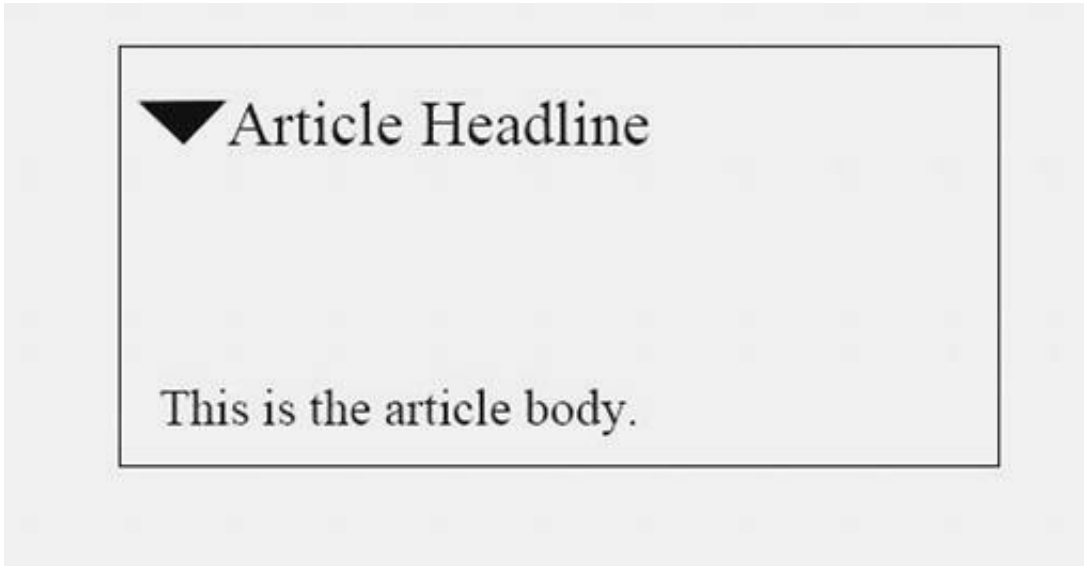
You are creating an HTML document that displays a list of news articles.

- ▶ The list has the following requirements:
- ▶ Each article must be its own semantic block.
- ▶ Each article must have a headline.
- ▶ Each article must have a section that contains its content.

For browsers that support the feature, the content must be hidden until the user clicks to reveal it. The following shows how the article displays when the article content is hidden:



The following shows how the article displays when the article content is displayed:



You need to create the markup for an article.
How should you complete the markup? To answer, select the appropriate markup segments in the answer area. NOTE: Each correct selection is worth one point.

Answer Area

<article>

<details>

<summary>

<article>

<details>

<summary>

<article>

<details>

<summary>

Article Headline

<article/>

<details>

<summary/>

<p> This is the article content. </p>

<article/>

<details>

<summary/>

Answer:

Explanation: References: https://www.w3schools.com/tags/tag_details.asp https://www.w3schools.com/tags/tag_article.asp

NEW QUESTION 18

You are creating a web page that displays a How-To video. When accessing the video, the user must be able to play, pause, and seek. The file name of the video is HowTo.mp4, and exists in the same folder as the webpage.
If the user's browser does not support HTML5, the page must display this message: Your browser does not support playing this video.
How should you construct the markup? To answer, drag the appropriate markup segments to the correct locations. Each markup segment may be used once, more than once, or not at all. You may need to drag the split bar between panes or scroll to view content.

Markup Segments

source

source controls

<source src= "HowTo.mp4" type= "video/mp4" >

video

video controls

< video src= "HowTo.mp4" type= "video/mp4" >

Your browser does not support playing this video

Answer Area

<

>

</>

Answer:

Explanation: References: https://www.w3schools.com/tags/tag_video.asp

NEW QUESTION 20

You are creating an image link to the clients.html page. When the visitor clicks on the clients.gif graphic, the clients.html page must display in a new window. The graphic must provide text for screen readers and display text while the page is loading.

How should you complete the markup? To answer, select the appropriate markup segments in the answer area.

Answer Area

<

a

img

figure

"src= "clients.gif" title = "Clients image"

"href= "clients.html" target=_blank

"href= "clients.html" target=_self

"src= "clients.gif" alt= "Clients image"

<

a

img

figure

"src= "clients.gif" title = "Clients image"

"href= "clients.html" target=_blank

"href= "clients.html" target=_self src= "clients.gif" alt= "Clients image"

"src= "clients.gif" alt= "Clients image"

</figure>

Answer:

Explanation: References: <https://amylynnandrews.com/html-clickable-image/> https://www.w3schools.com/html/html_images.asp

NEW QUESTION 24

You are building a website and want to have three main links called Home, Product Info, and Contact Us. You will create a hierarchy of page elements and revise the stylesheets.

You want to apply a style to all elements in a document. Which type selector should you use?

- A. +
- B. >
- C. :

D. *

Answer: D

Explanation: References: https://www.w3schools.com/cssref/sel_all.asp

NEW QUESTION 29

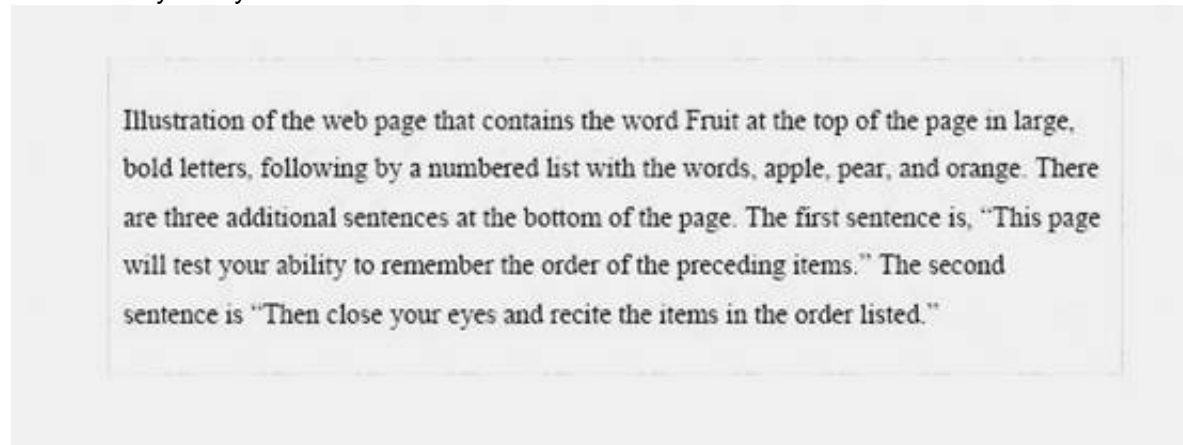
You are designing a webpage that tests a user's ability to remember a list of ordered items in a particular category. The page must contain a header that displays the category and a list of items in that category. An example is shown in the exhibit. (Click the Exhibit tab.)

Exhibit

Fruit

1. Apple
2. Pear
3. Orange

This page will test your ability to remember the order of the preceding items. Glance at the list for 3 seconds. Then close your eyes and recite the items in the order listed.



How should you complete the markup? To answer, select the appropriate markup segment in the answer area. NOTE: Each correct selection is worth one point.

Answer Area

<

span

table

h1

>

Fruit

</

span

table

h1

>

<

ol

ul

p

>

< li >Apple< /li >

< li >Pear< li >

< li >Orange< / li >

</

ol

ul

p

>

< br >

<

table

p

li

>

This page will test your ability to remember the order of the preceding items. < br >

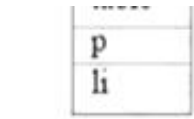
Glance at the list for 3 seconds .

Then close your eyes and recite the items in the order listed.

</

table

>



Answer:

Explanation: References: <https://www.w3schools.com/tags/default.asp>

NEW QUESTION 34

This question requires that you evaluate the underlined text to determine if it is correct.
Static positioning places an element at specific coordinates relative to the page or the element’s container. Review the underlined text. If it makes the statement correct, select “No change is needed.” If the statement is incorrect, select the answer choice that makes the statement correct.

- A. No change is needed
- B. Absolute positioning
- C. Relative positioning
- D. Fixed positioning

Answer: C

Explanation: References: https://www.w3schools.com/css/css_positioning.asp

NEW QUESTION 37

For each of the following markup segments, select Yes if the HTML element belongs in the head block. Otherwise, select No.
NOTE: Each correct selection is worth one point.

Answer Area

	Yes	No
<style> h1 {color: red;} < /style>	<input type="radio"/>	<input type="radio"/>
<title>Contact Information</title>	<input type="radio"/>	<input type="radio"/>
< link rel= "stylesheet" href= "default.css" />	<input type="radio"/>	<input type="radio"/>
<h1>Welcome< /h1>	<input type="radio"/>	<input type="radio"/>
<DOCTYPE html!>	<input type="radio"/>	<input type="radio"/>

Answer:

Explanation: References: https://www.w3schools.com/tags/tag_head.asp

NEW QUESTION 41

You are designing a website that displays graphics.
You need to determine whether to use img, svg, or canvas elements.
When should you use each element? To answer, drag the appropriate element from the column on the left to its use on the right.
Each element may be used once, more than once, or not at all.

Elements

canvas

img

svg

Answer area

To display a bitmap that is located on a remote server.

To draw a pixel-based image by using JavaScript.

To draw a vector-based image by using XML.

Answer:

Explanation: References: <https://www.w3schools.com/tags/default.asp>

NEW QUESTION 42

You are creating a home page for Blue Yonder Airlines. The page will use JavaScript. If a browser does not support JavaScript, the following message must be displayed:

Your browser does not support JavaScript!

For the Blue Yonder Airlines home page, match the metadata element to the content or attribute-value pair. To answer, drag the appropriate metadata element from the column on the left to its content or attribute-value pair on the right. Each metadata element may be used once, more than once, or not at all.

NOTE: Each correct selection is worth one point.

Answer Area

<script>

<title>

<meta>

<noscript>

<base>

href= "style.css"

src=" _js/form . js"

Blue Yonder Airlines

Your browser does not support JavaScript!

Answer:

Explanation: References: <https://www.w3schools.com/tags/default.asp>

NEW QUESTION 47

You are designing a website for Margie's Travel. The website uses external stylesheets. You need to create a style that centers all h1 elements on the page. How should you complete the code? To answer, drag the appropriate code segment to the correct location in the code. Each code segment may be used once, more than once or not at all. You may need to drag the split bar between panes or scroll to view content. text-align center h1 = : ; .h1

text-align

:

center

;

h1

.h1

=

{

}

Answer:

Explanation: References: https://www.w3schools.com/css/css_syntax.asp

NEW QUESTION 50

This question requires that you evaluate the underlined text to determine if it is correct.
You are reviewing a stylesheet created be a member of your team. The stylesheet includes a style that is defined as follows:

```
.product {  
  color:  #000000;  
  background-color:  #00FF00;  
}
```

You apply the productBox style to a <div>.
The <div> will be displayed with white text on a green background.
Review the underlined text. If it makes the statement correct, select “No change is needed.” If the statement is incorrect, select the answer choice that makes the statement correct.

- A. No change is needed.
- B. white text on a red background.
- C. black text on a green background.
- D. black text on a blue background.

Answer: C

Explanation: References: https://www.w3schools.com/colors/colors_shades.asp

NEW QUESTION 53

You are creating a simple HTML page that displays the text, Hello World. You must ensure that the markup is well-formed and conforms to industry best practices.
How should you construct the page? To answer, drag the appropriate HTML tags to the correct HTML tags to the correct HTML tag locations. Each tag may be used once, more than once, or not at all. You may need to drag the split bar between panes or scroll to view content.

HTML Tags

body

DOCTYPE html!

html

head

Answer area

< >

< >

< >

Hello World

</ >

</ >

Answer:

Explanation: References: https://www.w3schools.com/tags/tag_body.asp

NEW QUESTION 54

You need to create a stylesheet that will cause all h1 header text to appear in blue, using the Arial font with a size of 20 pixels. The text should always be bold and center-aligned.
How should you complete the code? To answer, drag the appropriate CSS property to the correct locations. Each property may be used once, more than once, or not at all. You may need to drag the split bar between panes or scroll to view content.

| CSS Properties | Answer area |
|------------------------|------------------------------|
| color: | h1 |
| font-family: | { |
| font-size: | <input type="text"/> blue; |
| font-style: | <input type="text"/> arial; |
| font-weight: | <input type="text"/> 20px; |
| text-align: | <input type="text"/> bold; |
| text-decoration-color: | <input type="text"/> center; |
| vertical-align: | } |

Answer:

Explanation: References: <https://www.w3schools.com/cssref/default.asp>

NEW QUESTION 59

You are designing a webpage for your company. You want to display an image named contoso.png on the page. If the user's Internet connection is slow, or if the user is visually impaired, you want the text Contoso Logo to be displayed or read aloud.

How should you complete the markup? To answer, select the appropriate markup segments in the answer area.

| | | | | | |
|---------|----------------------|----------------------|-----------------|----------------------|----------------------|
| < | <input type="text"/> | <input type="text"/> | = "contoso.png" | <input type="text"/> | = "Contoso Logo" / > |
| img | src | alt | | | |
| picture | srcset | title | | | |

Answer:

Explanation: References: <https://www.w3schools.com/tags/default.asp>

NEW QUESTION 64

A webpage contains the following HTML:

```

01 <div style = "position:relative;display:inline:">Welcome!</div>
02 <div style = "position:relative;display:inline;">
03     How is the Internet different from the Web?
04     <img src = "icon.jpg" alt= "TCP/IP icon" style= "float:
left; height: 200px;" < /img>
05     <p> The Internet is a network of networks, defined by the
TCP/IP standards. </p>
06     <p> The Web is an information space. </p>
07 </div>

```

For each of the following statements, select Yes if the statement is true. Otherwise, select No. NOTE: Each correct selection is worth one point.

Answer Area

Yes No

Line 03 will display next to Line 01.

☐☐

The image will display beneath the text on Line 03.

☐☐

Lines 05 and 06 display beneath the image.

☐☐

Answer:

Explanation: References: https://www.w3schools.com/css/css_positioning.asp

NEW QUESTION 69

.....

Thank You for Trying Our Product

We offer two products:

1st - We have Practice Tests Software with Actual Exam Questions

2nd - Questons and Answers in PDF Format

98-383 Practice Exam Features:

- * 98-383 Questions and Answers Updated Frequently
- * 98-383 Practice Questions Verified by Expert Senior Certified Staff
- * 98-383 Most Realistic Questions that Guarantee you a Pass on Your FirstTry
- * 98-383 Practice Test Questions in Multiple Choice Formats and Updatesfor 1 Year

100% Actual & Verified — Instant Download, Please Click
[Order The 98-383 Practice Test Here](#)