

# Microsoft

## Exam Questions 98-383

Introduction to Programming Using HTML and CSS



### NEW QUESTION 1

You want to complete the pseudo class for link elements so that the links appear red when the page loads, green when the link is clicked, orange when the cursor moves over the link, and blue if the link was clicked previously.

How should you complete the code? To answer, drag the appropriate CSS selector to the correct locations. Each selector may be used once, more than once, or not at all. You may need to drag the split bar between panes or scroll to view content.

### CSS Selectors

a : active

a : visited

a : link

a : hover

### Answer Area

**Answer:**

**Explanation:** References: [https://www.w3schools.com/cssref/css\\_selectors.asp](https://www.w3schools.com/cssref/css_selectors.asp)

### NEW QUESTION 2

Which CSS property is used to draw a line over text, through text, or under text?

- A. font-family
- B. font-style
- C. text-overflow
- D. text-decoration

**Answer:** D

**Explanation:** References: [https://www.w3schools.com/cssref/pr\\_text\\_text-decoration.asp](https://www.w3schools.com/cssref/pr_text_text-decoration.asp)

### NEW QUESTION 3

You are creating a page on your personal website to display your family portrait. You need to make sure that browsers display the text Family Portrait before the photo is downloaded.

How should you complete the markup? To answer, drag the appropriate markup segment from the column on the left to its correct position on the right. Each markup segment may be used once, more than once, or not at all. You may need to drag the split bar between panes or scroll to view content.

### HTML Segments

img

picture

src

href

alt

title

### Answer area

<=`"portrait.png"`=`<"Family Portrait">`

**Answer:**

**Explanation:** References: [https://www.w3schools.com/tags/tag\\_img.asp](https://www.w3schools.com/tags/tag_img.asp)

### NEW QUESTION 4

You are creating a web form to allow visitors to sign up for a mailing list. The form will collect the information that is shown in the following screen shot:

### Alpine Ski House Mailing List

Join our mailing list now.

First name:

Last name:

E-mail:

**A** ☐ I wish to subscribe to the Alpine Ski House mailing list.

**B** Frequency of email promotions:  
☒ Daily  
☐ Weekly  
☐ Monthly

**C**

Use the drop-down menus to select the answer choice that answers each questions based on the information presented in the graphic.  
 NOTE: Each correct selection is worth one point.

## Answer Area

Which code segment will display the form element labeled A?

☐

☐

Which code segment will display the form element labeled B?

☒
☐

Which code segment will display the form element labeled C?

☒ Daily <br>
 ☐

**Answer:**

**Explanation:** References: <https://www.w3schools.com/tags/default.asp>

### NEW QUESTION 5

You are analyzing a form that sends multiline comments to another page on the Internet. The following is the form's markup:

```

< form action= "http : / /www. contoso. com/receivecomments.asp"
  method= "post">
  Comments : <br>
  <textarea id= "commetns" >< / textarea >
  <input type= "submit" value= "Submit"| >
< /form >
    
```

No data is sent when the form is submitted.  
 You need to solve this problem so that the data in the text box is submitted. What should you do?

- A. Replace the textarea element with an input element.
- B. Set the name attribute of the textarea element.
- C. Change the value of the method attribute to get.

D. Set the id attribute of the form element.

**Answer:** C

**Explanation:** References: [https://www.w3schools.com/tags/att\\_form\\_action.asp](https://www.w3schools.com/tags/att_form_action.asp)

#### NEW QUESTION 6

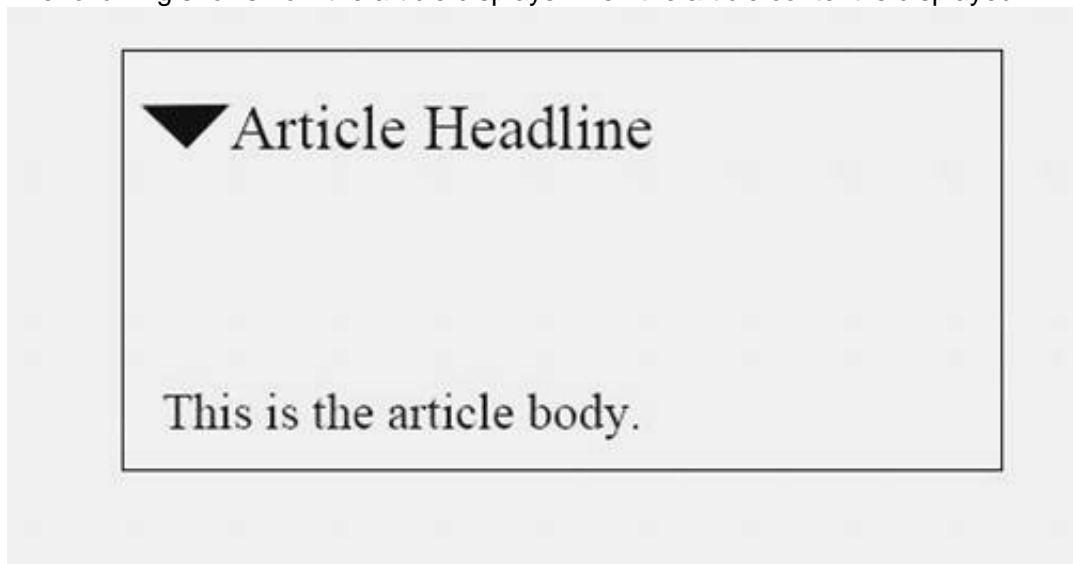
You are creating an HTML document that displays a list of news articles.

- ▶ The list has the following requirements:
- ▶ Each article must be its own semantic block.
- ▶ Each article must have a headline.
- ▶ Each article must have a section that contains its content.

For browsers that support the feature, the content must be hidden until the user clicks to reveal it. The following shows how the article displays when the article content is hidden:



The following shows how the article displays when the article content is displayed:



You need to create the markup for an article.

How should you complete the markup? To answer, select the appropriate markup segments in the answer area. NOTE: Each correct selection is worth one point.

Answer Area

<article>

<details>

<summary>

<article>

<details>

<summary>

<article>

<details>

<summary>

Article Headline

<article/>

<details>

<summary/>

<p> This is the article content. </p>

<article/>

<details>

<summary/>

Answer:

Explanation: References: [https://www.w3schools.com/tags/tag\\_details.asp](https://www.w3schools.com/tags/tag_details.asp) [https://www.w3schools.com/tags/tag\\_article.asp](https://www.w3schools.com/tags/tag_article.asp)

NEW QUESTION 7

You are creating a web page that displays a How-To video. When accessing the video, the user must be able to play, pause, and seek. The file name of the video is HowTo.mp4, and exists in the same folder as the webpage.  
If the user's browser does not support HTML5, the page must display this message: Your browser does not support playing this video.  
How should you construct the markup? To answer, drag the appropriate markup segments to the correct locations. Each markup segment may be used once, more than once, or not at all. You may need to drag the split bar between panes or scroll to view content.

Markup Segments

source

source controls

<source src= "HowTo.mp4" type= "video/mp4" >

video

video controls

< video src= "HowTo.mp4" type= "video/mp4" >

Your browser does not support playing this video

Answer Area

<

>

</>

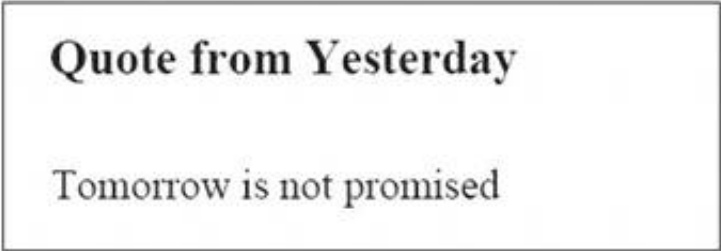
Answer:



**Explanation:** References: [https://www.w3schools.com/tags/tag\\_video.asp](https://www.w3schools.com/tags/tag_video.asp)

**NEW QUESTION 8**

You are designing a webpage that is divided into several sections. Each section has a heading and a one-line quote. The following example shows the top section rendered by using the browser default styles:



You need to complete the markup for the top section using the appropriate HTML tags. How should you complete the markup? To answer, select the appropriate markup segments in the answer area. NOTE: Each correct selection is worth one point

<div>

<h1>

<span> (<h1>)

Quote from Yesterday

<div/ >

<h1/ >

<head/ >

<br>

<p>

<span>

Tomorrow is not promised

<br/ >

<p/ >

<span/ >

**Answer:**

**Explanation:** References: [https://www.w3schools.com/tags/tag\\_div.asp](https://www.w3schools.com/tags/tag_div.asp)

**NEW QUESTION 9**

You are creating a website for a florist. The home page contains images of different types of flowers. When the user clicks on a flower, another webpage will load that displays flowers of that type sold by the florist. The link for carnations must meet the following requirements:

- ▶ The image carnation.png must be displayed.
- ▶ When the image is clicked, the page carnations.html must load.

How should you complete the markup? To answer, select the appropriate markup segments in the answer area.

< "href= "carnations.html" >

< "a href= "carnations.html">

< "a src= "carnation.png" >

< "a src= "carnations.html" >

<img href= "carnations.html" / > </a>

< img href= "carnation.png" /> </a >

< img src = "carnation. png" /> </a >

< img src = "carnations.html" /> </a >

**Answer:**

**Explanation:** References: [https://www.w3schools.com/html/html\\_links.asp](https://www.w3schools.com/html/html_links.asp)

#### NEW QUESTION 10

You are building a website and want to have three main links called Home, Product Info, and Contact Us. You will create a hierarchy of page elements and revise the stylesheets.

You want to apply a style to all elements in a document. Which type selector should you use?

- A. +
- B. >
- C. :
- D. \*

**Answer:** D

**Explanation:** References: [https://www.w3schools.com/cssref/sel\\_all.asp](https://www.w3schools.com/cssref/sel_all.asp)

#### NEW QUESTION 10

You are designing a webpage that tests a user's ability to remember a list of ordered items in a particular category. The page must contain a header that displays the category and a list of items in that category. An example is shown in the exhibit. (Click the Exhibit tab.)

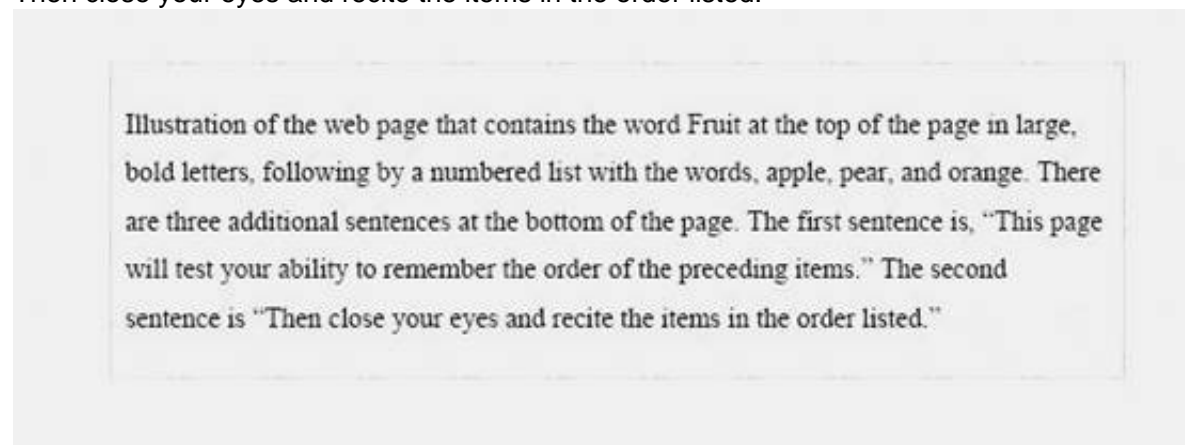
Exhibit

Fruit

1. Apple
2. Pear
3. Orange

This page will test your ability to remember the order of the preceding items. Glance at the list for 3 seconds.

Then close your eyes and recite the items in the order listed.



How should you complete the markup? To answer, select the appropriate markup segment in the answer area. NOTE: Each correct selection is worth one point.

## Answer Area

<	<div><div>span</div><div>table</div><div>h1</div></div>	>	Fruit	</	<div><div>span</div><div>table</div><div>h1</div></div>	>
---	---	---	-------	----	---	---

<	<div><div>ol</div><div>ul</div><div>p</div></div>	>
---	---	---

< li >Apple< /li >

< li >Pear< li >

< li >Orange< / li >

</	<div><div>ol</div><div>ul</div><div>p</div></div>	>
----	---	---

< br >

<	<div><div>table</div><div>p</div><div>li</div></div>	>
---	--	---

This page will test your ability to remember the order of the preceding items. < br >

Glance at the list for 3 seconds .<br>

Then close your eyes and recite the items in the order listed.

</	<div><div>table</div><div>p</div><div>li</div></div>	>
----	--	---

Answer:

Explanation: References: <https://www.w3schools.com/tags/default.asp>

### NEW QUESTION 13

This question requires that you evaluate the underlined text to determine if it is correct.

Static positioning places an element at specific coordinates relative to the page or the element's container. Review the underlined text. If it makes the statement correct, select "No change is needed." If the statement is incorrect, select the answer choice that makes the statement correct.

- A. No change is needed
- B. Absolute positioning
- C. Relative positioning
- D. Fixed positioning

Answer: C

Explanation: References: [https://www.w3schools.com/css/css\\_positioning.asp](https://www.w3schools.com/css/css_positioning.asp)

### NEW QUESTION 18

For each of the following markup segments, select Yes if the HTML element belongs in the head block. Otherwise, select No.

NOTE: Each correct selection is worth one point.



## Answer Area

Yes No

`<style> h1 {color: red;} < /style>`

☐☐

`<title>Contact Information</title>`

☐☐

`< link rel= "stylesheet" href= "default.css" />`

☐☐

`<h1>Welcome< /h1>`

☐☐

`<DOCTYPE html!>`

☐☐

Answer:

Explanation: References: [https://www.w3schools.com/tags/tag\\_head.asp](https://www.w3schools.com/tags/tag_head.asp)

### NEW QUESTION 22

You are designing a website that displays graphics.

You need to determine whether to use img, svg, or canvas elements.

When should you use each element? To answer, drag the appropriate element from the column on the left to its use on the right.

Each element may be used once, more than once, or not at all.

### Elements

canvas

img

svg

### Answer area

To display a bitmap that is located on a remote server.

To draw a pixel-based image by using JavaScript.

To draw a vector-based image by using XML.

Answer:

Explanation: References: <https://www.w3schools.com/tags/default.asp>

### NEW QUESTION 27

This question requires that you evaluate the underlined text to determine if it is correct.

You are reviewing a stylesheet created by a member of your team. The stylesheet includes a style that is defined as follows:

```
.product {  
  color:  #000000;  
  background-color:  #00FF00;  
}
```

You apply the productBox style to a <div>.

The <div> will be displayed with white text on a green background.

Review the underlined text. If it makes the statement correct, select "No change is needed." If the statement is incorrect, select the answer choice that makes the statement correct.

- A. No change is needed.
- B. white text on a red background.
- C. black text on a green background.
- D. black text on a blue background.

Answer: C

Explanation: References: [https://www.w3schools.com/colors/colors\\_shades.asp](https://www.w3schools.com/colors/colors_shades.asp)

NEW QUESTION 32

You are creating a simple HTML page that displays the text, Hello World. You must ensure that the markup is well-formed and conforms to industry best practices. How should you construct the page? To answer, drag the appropriate HTML tags to the correct HTML tags to the correct HTML tag locations. Each tag may be used once, more than once, or not at all. You may need to drag the split bar between panes or scroll to view content.

HTML Tags

body

html

DOCTYPE html!

head

Answer area

< >

< >

< >

Hello World

</ >

</ >

Answer:

Explanation: References: [https://www.w3schools.com/tags/tag\\_body.asp](https://www.w3schools.com/tags/tag_body.asp)

NEW QUESTION 34

You need to create a stylesheet that will cause all h1 header text to appear in blue, using the Arial font with a size of 20 pixels. The text should always be bold and center-aligned. How should you complete the code? To answer, drag the appropriate CSS property to the correct locations. Each property may be used once, more than once, or not at all. You may need to drag the split bar between panes or scroll to view content.

CSS Properties

color:

font-family:

font-size:

font-style:

font-weight:

text-align:

text-decoration-color:

vertical-align:

Answer area

h1

{

blue;

arial;

20px;

bold;

center;

}

Answer:

Explanation: References: <https://www.w3schools.com/cssref/default.asp>

NEW QUESTION 36

You are defining CSS classes to style text in your HTML document. You need to format section titles to look like the following example:



Which CSS attributes should you use to define each setting? To answer, drag the appropriate attribute from the column on the left to its setting on the right. Each attribute may be used once, more than once, or not at all.

Attributes

font-family

font-size

font-style

font-weight

font-variant

Answer area

Arial

100

italic

large

Answer:

Explanation: References: [https://www.w3schools.com/css/css\\_font.asp](https://www.w3schools.com/css/css_font.asp)

NEW QUESTION 37

You are designing a webpage for your company. You want to display an image named contoso.png on the page. If the user's Internet connection is slow, or if the user is visually impaired, you want the text Contoso Logo to be displayed or read aloud. How should you complete the markup? To answer, select the appropriate markup segments in the answer area.

<

img

picture

src

sreset

= "contoso.png"

alt

title

= "Contoso Logo" / >

Answer:

Explanation: References: <https://www.w3schools.com/tags/default.asp>

NEW QUESTION 38

For each of the following statements, select Yes if the statement is true. Otherwise, select No. NOTE: Each correct selection is worth one point.

Answer Area

A CSS comment starts with /\* and ends with \*/.

Percent and EM are relative measurements and the size of each depends upon its parent.

Pixels are recommended units for specifying size.

The font-family attribute helps ensure maximum compatibility between web browsers.

Yes

No

☐

☐

☐

☐

☐

☐

☐

☐

Answer:

Explanation: References: <https://www.xanthir.com/b4U10>  
<https://www.w3.org/Style/Examples/007/units.en.html> [https://www.w3schools.com/css/css\\_font.asp](https://www.w3schools.com/css/css_font.asp)

NEW QUESTION 43

.....

## Thank You for Trying Our Product

### We offer two products:

1st - We have Practice Tests Software with Actual Exam Questions

2nd - Questions and Answers in PDF Format

### 98-383 Practice Exam Features:

- \* 98-383 Questions and Answers Updated Frequently
- \* 98-383 Practice Questions Verified by Expert Senior Certified Staff
- \* 98-383 Most Realistic Questions that Guarantee you a Pass on Your First Try
- \* 98-383 Practice Test Questions in Multiple Choice Formats and Updates for 1 Year

**100% Actual & Verified — Instant Download, Please Click**  
**[Order The 98-383 Practice Test Here](#)**