

98-383 Dumps

Introduction to Programming Using HTML and CSS

<https://www.certleader.com/98-383-dumps.html>



NEW QUESTION 1

Which CSS property is used to draw a line over text, through text, or under text?

- A. font-family
- B. font-style
- C. text-overflow
- D. text-decoration

Answer: D

Explanation: References: https://www.w3schools.com/cssref/pr_text_text-decoration.asp

NEW QUESTION 2

The external stylesheet named mystyles.css contains the following three rules.

```
h1 { color : blue; }
h2 { color : purple; }
p { color : grey ;}
```

The head section of a webpage contains the following markup:

```
<link rel= "stylesheet" type= "text/css" href=
"mystyles.css">
<style>
    h1 { color : maroon ; }
    h2 { color : blue ; }
    p { color : black ; }
</style>
```

The following elements appear within the body of the webpage:

```
<h1 style= "color : black ;"> AdventureWorks Presents/h1>
<h2>Rock Climbing 101</h2>
<p style= "color : blue ;" >Coming soon!</p>
<h1>Awards</h1>
<p>Certificates will be awarded in June. </p>
```

For each of the following statements, select Yes if the statement is true. Otherwise, select No. NOTE: Each correct selection is worth one point

Answer Area

Yes

No

“Certificates will be awarded in June”. Is displayed in grey.

☐
☐

“Coming soon!” is displayed in blue.

☐
☐

“Awards” is displayed in maroon.”

☐
☐

“Rock climbing 101” is displayed in purple”

☐
☐

Answer:

Explanation: References: https://www.w3schools.com/css/css_howto.asp

NEW QUESTION 3

You are designing a webpage for Contoso by using HTML. You need to create content for the head section.

Which four markup segments should you use? To answer, move the appropriate markup segments from the list of markup segments to the answer area and arrange them in the correct order.

NOTE: More than one order of answer choices is correct. You will receive credit for any of the correct orders you select.

| Markup Segments | | Answer Area |
|--|---|-------------|
| <code><meta charset= "utf-8"></code> | | |
| <code><!DOCTYPE html ></code> | | |
| <code><title> About Contoso</title></code> | ⬅ | ⬆ |
| <code><header>New Realeses</header></code> | ➡ | ⬇ |
| <code><head/></code> | | |
| <code><h3>Contact Us</h3></code> | | |
| <code><head></code> | | |
| <code><"meta enctype="utf-8></code> | | |

Answer:

Explanation: References: https://www.w3schools.com/html/html_head.asp

NEW QUESTION 4

You are designing a webpage for your company. The page must be responsive so that it can be viewed on both mobile and desktop browsers.

On mobile browsers, or those with a screen width of less than 768 pixels you want to display a welcome background image named SmallLogo.png. On all other browsers, you want to display a welcome background image named NormalLogo.png.

How should you complete the code? To answer, select the appropriate code segment in the answer area. NOTE: Each correct selection is worth one point.

```
.welcome {  
    background-image : url (  );  
}  
  
@media only screen and (  : 768px ) {  
    . welcome {  
        Background-image: url (  );  
    }  
}
```

| | |
|----------------|---|
| NormalLogo.png | ▼ |
| SmallLogo.png | |

| | |
|-----------|---|
| min-width | ▼ |
| max-width | |

| | |
|----------------|---|
| NormalLogo.png | ▼ |
| SmallLogo.png | |

Answer:

Explanation: References: https://www.w3schools.com/cssref/css3_pr_mediaquery.asp

NEW QUESTION 5

Analyze the following CSS for a webpage:

```
<!Doctype html>
<html>
  <head>
    <style>
      p {
        background-color : blue;
      }
      .light {
        background-color : yellow;
      }

      .light p {
        Background-color : green;
      }
    </style>
  </head>
  <body>
    <div class= "light" style= "background-color:pink">
      <p>This is some sample text</p>
    </div>
  </body>
</html>
```

What is the resulting background color of the paragraph element?

- A. Pink
- B. Blue
- C. Yellow
- D. Green

Answer: A

Explanation: References: https://www.w3schools.com/tags/tag_div.asp

NEW QUESTION 6

You are creating a page on your personal website to display your family portrait. You need to make sure that browsers display the text Family Portrait before the photo is downloaded.

How should you complete the markup? To answer, drag the appropriate markup segment from the column on the left to its correct position on the right. Each markup segment may be used once, more than once, or not at all. You may need to drag the split bar between panes or scroll to view content.

HTML Segments

| | | |
|------|---------|-------|
| img | picture | src |
| href | alt | title |

Answer area

< ="portrait.png" =<"Family Portrait">

Answer:

Explanation: References: https://www.w3schools.com/tags/tag_img.asp

NEW QUESTION 7

You define the following styles in a style block:

You write the following HTML:


```
01  <body style= "color : purple; font-size: 10px;">
02      <p id= "style1">Fasten your seat belt < / p>
03      <p>Look both ways before pulling out. < / p>
04      <p id= "style3" style= "color : red;" >Watch your
speed. < / p>
05      <p style= "color : green; font-size : 20px ;" >Be
ready to stop. < / p>
06      <p style= "color : red;">Study the rules of the
road. < / p>
07      <p style= "font-size : 30px; " > You'll be driving
in no time. < / p>
08  < /body>
```

Use the drop-down menus to select the answer choice that answers each question based on the information presented in the CSS style and markup.

Line 02 displays text in which color?

| |
|--------|
| red |
| blue |
| green |
| purple |

Line 02 displays text in which font size?

| |
|-----------|
| pixels 20 |
| pixels 30 |
| pixels 40 |
| pixels 10 |

Line 03 displays text in which color?

| |
|--------|
| red |
| blue |
| green |
| purple |

NOTE: Each correct selection is worth one point.

Answer:

Explanation: References: https://www.w3schools.com/html/html_css.asp

NEW QUESTION 8

You are creating a web form to allow visitors to sign up for a mailing list. The form will collect the information that is shown in the following screen shot:

Alpine Ski House Mailing List

Join our mailing list now.

First name:

Last name:

E-mail:

A ☐ I wish to subscribe to the Alpine Ski House mailing list.

B Frequency of email promotions:
☒ Daily
☐ Weekly
☐ Monthly

C

Use the drop-down menus to select the answer choice that answers each questions based on the information presented in the graphic.
NOTE: Each correct selection is worth one point.

Answer Area

Which code segment will display the form element labeled A?

| |
|--|
| <input ><="" name="firstname" td="" type="radio"/> |
| <input ><="" name="checkbox" td="" type="text"/> |
| <input ><="" name="subscribe" td="" type="checkbox" value="Yes"/> |
| <input ><="" name="Yes" td="" type="text"/> |

Which code segment will display the form element labeled B?

| |
|---|
| <input ><="" checked"="" name="frequency" td="" type="radio" value="daily"/> |
| <input ><="" name="frequency" td="" type="radio" value="weekly"/> |
| <input ><="" td="" type="submit" value="Submit"/> |
| <input ><="" checked"="" name="frequency" td="" type="text" value="daily"/> |

Which code segment will display the form element labeled C?

| |
|--|
| <input ><="" <br"="" checked>="" daily="" name="frequency" td="" type="radio" value="daily"/> |
| <input ><="" name="Submit" td="" type="checkbox" value="Submit"/> |
| <input ><="" td="" type="submit" value="Submit"/> |
| <option value="Submit"> Submit</option > |

Answer:

Explanation: References: <https://www.w3schools.com/tags/default.asp>

NEW QUESTION 9

You are designing a website for City Power & Light.

You write the following markup. Line numbers are included for reference only.

```
01 <! DOCTYPE html>
02 <html>
03 <head>
04     <title>City Power & Light</title>
05 </head>
06 <body>
07     <p>Welcome to City Power & Light. </p>
08 </body>
09 </html>
```

What style will be used to render the code?

- A. The browser default style will be used.
- B. An inline style will be used.
- C. An international style will be used.
- D. An external style will be used.

Answer: A

Explanation: References: https://www.w3schools.com/cssref/css_default_values.asp

NEW QUESTION 10

You are analyzing the following CSS for an element on a page: background: #0000FF url("Watermark.png") repeat-x right;
For each of the following statements, select Yes if the statement is true. Otherwise, select No.

Answer Area

Yes

No

The background of the page will be red.

☐☐

The page will display the watermark multiple times horizontally starting at the right.

☐☐

Answer:

Explanation: References: https://www.w3schools.com/cssref/pr_background-repeat.asp https://www.w3schools.com/cssref/pr_pos_right.asp

NEW QUESTION 10

You are analyzing a form that sends multiline comments to another page on the Internet. The following is the form's markup:

```
< form action= "http : / /www. contoso. com/receivecomments.asp"
  method= "post">
  Comments : <br>
  <textarea id= "commetns" >< / textarea >
  <input type= "submit" value= "Submit"| >
< /form >
```

No data is sent when the form is submitted.

You need to solve this problem so that the data in the text box is submitted. What should you do?

- A. Replace the textarea element with an input element.
- B. Set the name attribute of the textarea element.
- C. Change the value of the method attribute to get.
- D. Set the id attribute of the form element.

Answer: C

Explanation: References: https://www.w3schools.com/tags/att_form_action.asp

NEW QUESTION 15

You are creating an HTML document that displays a list of news articles.

- ▶ The list has the following requirements:




Each article must be its own semantic block.

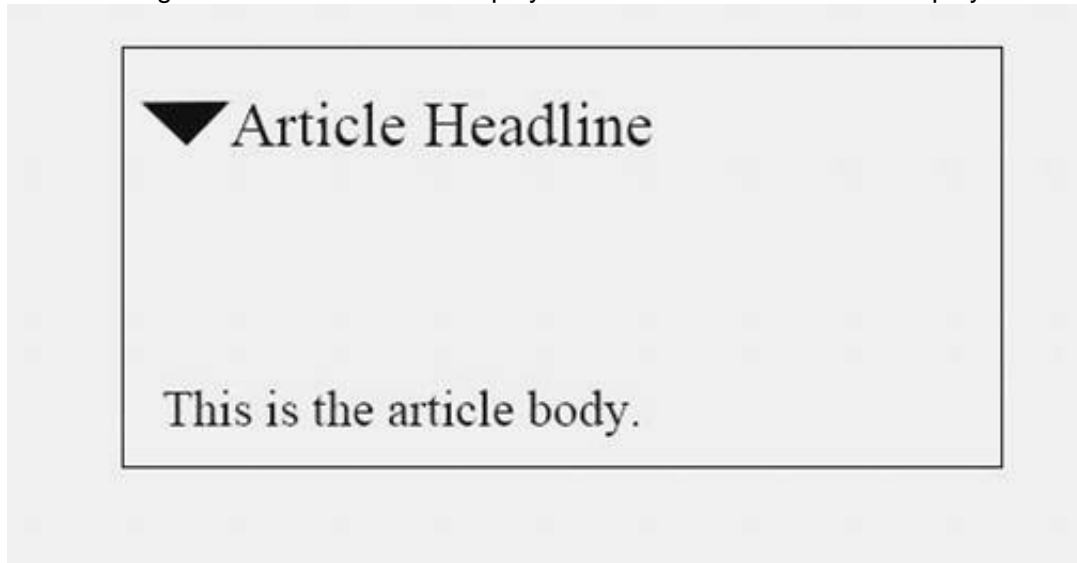
Each article must have a headline.

Each article must have a section that contains its content.

For browsers that support the feature, the content must be hidden until the user clicks to reveal it. The following shows how the article displays when the article content is hidden:



The following shows how the article displays when the article content is displayed:



You need to create the markup for an article.

How should you complete the markup? To answer, select the appropriate markup segments in the answer area. NOTE: Each correct selection is worth one point.

Answer Area

▼

<article>

<details>

<summary>

▼

<article>

<details>

<summary>

▼

<article>

<details>

<summary>

Article Headline

▼

<article/>

<details>

<summary/>

<p> This is the article content. </p>

▼

<article/>

<details>

<summary/>

Answer:

Explanation: References: https://www.w3schools.com/tags/tag_details.asp https://www.w3schools.com/tags/tag_article.asp

Markup Segments

source

source controls

<source src= "HowTo.mp4" type= "video/mp4" >

video

video controls

< video src= "HowTo.mp4" type= "video/mp4" >

Your browser does not support playing this video

Answer Area

< >

</ >

```
figure
img
div
href="html15.gif"
alt="HTML5 Icon"
class=" width: 120px;"/>
```

Answer Area

| |
|-------------------------------|
| < "href= "carnations.html" > |
| < "a href= "carnations.html"> |
| < "a src= "carnation.png" > |
| < "a src= "carnations.html" > |

| |
|--|
| |
| < img href= "carnation.png" /> |
| < img src = "carnation. png" /> |
| < img src = "carnations.html" /> |

Answer:

Explanation: References: https://www.w3schools.com/html/html_links.asp

NEW QUESTION 28

You are building a website and want to have three main links called Home, Product Info, and Contact Us. You will create a hierarchy of page elements and revise the stylesheets.

You want to apply a style to all elements in a document. Which type selector should you use?

- A. +
- B. >
- C. :
- D. *

Answer: D

Explanation: References: https://www.w3schools.com/cssref/sel_all.asp

NEW QUESTION 32

You are designing a webpage that tests a user's ability to remember a list of ordered items in a particular category. The page must contain a header that displays the category and a list of items in that category. An example is shown in the exhibit. (Click the Exhibit tab.)

Exhibit

Fruit

1. Apple
2. Pear
3. Orange

This page will test your ability to remember the order of the preceding items. Glance at the list for 3 seconds. Then close your eyes and recite the items in the order listed.

Illustration of the web page that contains the word Fruit at the top of the page in large, bold letters, following by a numbered list with the words, apple, pear, and orange. There are three additional sentences at the bottom of the page. The first sentence is, "This page will test your ability to remember the order of the preceding items." The second sentence is "Then close your eyes and recite the items in the order listed."

How should you complete the markup? To answer, select the appropriate markup segment in the answer area. NOTE: Each correct selection is worth one point.

Answer Area

<

span

table

h1

▼

> Fruit </

span

table

h1

>

<

ol

ul

p

>

< li >Apple< /li >

< li >Pear< li >

< li >Orange< / li >

</

ol

ul

p

>

< br >

<

table

p

li

>

This page will test your ability to remember the order of the preceding items. < br >

Glance at the list for 3 seconds .

Then close your eyes and recite the items in the order listed.

</

table

p

li

>

Answer:

Explanation: References: <https://www.w3schools.com/tags/default.asp>

NEW QUESTION 34

For each of the following markup segments, select Yes if the HTML element belongs in the head block. Otherwise, select No.
NOTE: Each correct selection is worth one point.

Answer Area

Yes

No

`<style> h1 {color: red;} < /style>`

☐☐

`<title>Contact Information</title>`

☐☐

`< link rel= "stylesheet" href= "default.css" />`

☐☐

`<h1>Welcome< /h1>`

☐☐

`<DOCTYPE html!>`

☐☐

Answer:

Explanation: References: https://www.w3schools.com/tags/tag_head.asp

NEW QUESTION 37

You are designing a website that displays graphics.

You need to determine whether to use img, svg, or canvas elements.

When should you use each element? To answer, drag the appropriate element from the column on the left to its use on the right.

Each element may be used once, more than once, or not at all.

Elements

canvas

img

svg

Answer area

To display a bitmap that is located on a remote server.

To draw a pixel-based image by using JavaScript.

To draw a vector-based image by using XML.

Answer:

Explanation: References: <https://www.w3schools.com/tags/default.asp>

NEW QUESTION 42

You are creating a simple HTML page that displays the text, Hello World. You must ensure that the markup is well-formed and conforms to industry best practices.

How should you construct the page? To answer, drag the appropriate HTML tags to the correct HTML tags to the correct HTML tag locations. Each tag may be used once, more than once, or not at all. You may need to drag the split bar between panes or scroll to view content.

HTML Tags

body

html

DOCTYPE html!

head

Answer area

```

< <input type="text"/> >
< <input type="text"/> >
< <input type="text"/> >
  Hello World
</<input type="text"/> >
</<input type="text"/> >

```

Answer:

Explanation: References: https://www.w3schools.com/tags/tag_body.asp

NEW QUESTION 43

You need to create a stylesheet that will cause all h1 header text to appear in blue, using the Arial font with a size of 20 pixels. The text should always be bold and center-aligned.

How should you complete the code? To answer, drag the appropriate CSS property to the correct locations. Each property may be used once, more than once, or not at all. You may need to drag the split bar between panes or scroll to view content.

CSS Properties

color:

font-family:

font-size:

font-style:

font-weight:

text-align:

text-decoration-color:

vertical-align:

Answer area

```

h1
{
  <input type="text"/> blue;
  <input type="text"/> arial;
  <input type="text"/> 20px;
  <input type="text"/> bold;
  <input type="text"/> center;
}

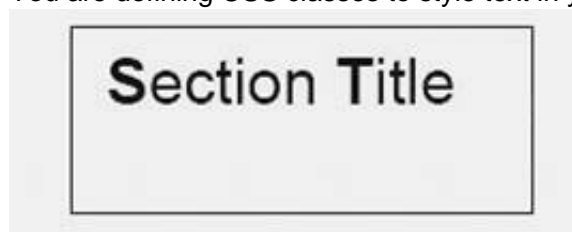
```

Answer:

Explanation: References: <https://www.w3schools.com/cssref/default.asp>

NEW QUESTION 44

You are defining CSS classes to style text in your HTML document. You need to format section titles to look like the following example:



Which CSS attributes should you use to define each setting? To answer, drag the appropriate attribute from the column on the left to its setting on the right. Each attribute may be used once, more than once, or not at all.

| Attributes | | | Answer area | |
|-------------|--------------|------------|-------------|----------------------|
| font-family | font-size | font-style | Arial | <input type="text"/> |
| font-weight | font-variant | | 100 | <input type="text"/> |
| | | | italic | <input type="text"/> |
| | | | large | <input type="text"/> |

Answer:

Explanation: References: https://www.w3schools.com/css/css_font.asp

NEW QUESTION 45

You are designing a webpage for your company. You want to display an image named contoso.png on the page. If the user's Internet connection is slow, or if the user is visually impaired, you want the text Contoso Logo to be displayed or read aloud.

How should you complete the markup? To answer, select the appropriate markup segments in the answer area.

| | | | | | |
|---------|----------------------|----------------------|-----------------|----------------------|----------------------|
| < | <input type="text"/> | <input type="text"/> | = "contoso.png" | <input type="text"/> | = "Contoso Logo" / > |
| img | src | alt | | | |
| picture | srcset | title | | | |

Answer:

Explanation: References: <https://www.w3schools.com/tags/default.asp>

NEW QUESTION 46

You need to create the following web page:

[Home](#) [About Us](#) [Contact Us](#)

Our Mission

Northwind Traders - your № 1 source of specialty food items and beverages



Our Guarantee

Northwind Traders offers availability 24 hours a day, 7 days a week, 365 days a year

Copyright © Northwind traders , 2017

Which five markup segments should you use to develop the solution? To answer, move the appropriate markup segments from the list of markup segments to the answer area and arrange them in the correct order.

| Markup Segments | Answer Area |
|---|--|
| <pre><footer> <hr> Copyright (c) Northwind Traders , 2017. < / footer></pre> | |
| <pre><aside> Home < / a > About Us < / a > Contact Us< /a > < / aside ></pre> | |
| <pre>< summary> < figure > < img src= "Images/NorthwindLogo.gif" Alt= "Northwind Traders logo" width= "100" Height= "100"> < / figure> < Sgcaption > Northwind Traders Logo< / Sgcaption> <p> Northwind Traders</pre> | <div> <div>⏪</div> <div>⏩</div> </div> |
| <pre>< article > <h1>Our Mission</h1> <p> Northwind traders - - your #1 source of Specialty food items and beverages. < / p> < / article></pre> | |
| <pre><article> <figure> < img src= "Images/ NorthwindLogo.gif" alt= "Northwind Traders logo" width= "100" height= "100"> < Sgcaption>Northwind Traders Logo</Sgcaption> </figure> <p> Northwind Traders </p> </article></pre> | |
| <pre><article> <h1>Our Guarantee</h1> <p> Northwind Traders offers availability 24 Hours a day, 7 days a week, 365 days a year. </p> </article></pre> | |
| <pre><footer> <h1>Our Guarantee</h1> <p> Northwind Traders offers availability 24 Hours a day, 7 days a week, 365 days a year. </p> </footer></pre> | |
| <pre><nav> Home About Us Contact Us </nav></pre> | |

Answer:

Explanation: References: <https://www.w3schools.com/tags/default.asp>

NEW QUESTION 49

A webpage contains the following HTML:

```
01 <div style = "position:relative;display:inline:">Welcome!</div>
02 <div style = "position:relative;display:inline;">
03     How is the Internet different from the Web?
04     <img src = "icon.jpg" alt= "TCP/IP icon" style= "float:
left; height: 200px;" < /img>
05     <p> The Internet is a network of networks, defined by the
TCP/IP standards. </p>
06     <p> The Web is an information space. </p>
07 </div>
```

For each of the following statements, select Yes if the statement is true. Otherwise, select No. NOTE: Each correct selection is worth one point.

Answer Area

Yes

No

Line 03 will display next to Line 01.

☐☐

The image will display beneath the text on Line 03.

☐☐

Lines 05 and 06 display beneath the image.

☐☐

Answer:

Explanation: References: https://www.w3schools.com/css/css_positioning.asp

NEW QUESTION 54

.....

Thank You for Trying Our Product

* 100% Pass or Money Back

All our products come with a 90-day Money Back Guarantee.

* One year free update

You can enjoy free update one year. 24x7 online support.

* Trusted by Millions

We currently serve more than 30,000,000 customers.

* Shop Securely

All transactions are protected by VeriSign!

100% Pass Your 98-383 Exam with Our Prep Materials Via below:

<https://www.certleader.com/98-383-dumps.html>