

98-383 Dumps

Introduction to Programming Using HTML and CSS

<https://www.certleader.com/98-383-dumps.html>



NEW QUESTION 1

Which CSS property is used to draw a line over text, through text, or under text?

- A. font-family
- B. font-style
- C. text-overflow
- D. text-decoration

Answer: D

Explanation: References: https://www.w3schools.com/cssref/pr_text_text-decoration.asp

NEW QUESTION 2

The external stylesheet named mystyles.css contains the following three rules.

```
h1 { color : blue; }
h2 { color : purple; }
p { color : grey ;}
```

The head section of a webpage contains the following markup:

```
<link rel= "stylesheet" type= "text/css" href=
"mystyles.css">
<style>
    h1 { color : maroon ; }
    h2 { color : blue ; }
    p { color : black ; }
</style>
```

The following elements appear within the body of the webpage:

```
<h1 style= "color : black ;"> AdventureWorks Presents/h1>
<h2>Rock Climbing 101</h2>
<p style= "color : blue ;" >Coming soon!</p>
<h1>Awards</h1>
<p>Certificates will be awarded in June. </p>
```

For each of the following statements, select Yes if the statement is true. Otherwise, select No. NOTE: Each correct selection is worth one point

Answer Area

	Yes	No
“Certificates will be awarded in June”. Is displayed in grey.	<input type="radio"/>	<input type="radio"/>
“Coming soon!” is displayed in blue.	<input type="radio"/>	<input type="radio"/>
“Awards” is displayed in maroon.”	<input type="radio"/>	<input type="radio"/>
“Rock climbing 101” is displayed in purple”	<input type="radio"/>	<input type="radio"/>

Answer:

Explanation: References: https://www.w3schools.com/css/css_howto.asp

NEW QUESTION 3

You are creating an HTML page that displays a how-to guide for a card game. You want to use the browser's default style sheet. You need to display the following content:



How should you complete the markup? To answer, drag the appropriate HTML elements to the correct locations. Each element may be used once, more than once, or not at all. You may need to drag the split bar between panes or scroll to view content.

NOTE: Each correct selection is worth one point.

HTML Elements	Answer Area
<div>h1</div> <div>hr</div> <div>title</div> <div>br</div> <div>span</div>	<div>< <input type="text"/> > How to play </ <input type="text"/> ></div> <div><p></div> <div>Disregard the jokers.</div> <div>Then deal one card to each player until</div> <div>All the cards in the deck have been dealt.</div> <div><p></div> <div>< <input type="text"/> ></div> <div><p></div> <div>The player to your right plays first.</div> <div><p></div>

Answer:

Explanation: References: https://www.w3schools.com/tags/tag_hn.asp https://www.w3schools.com/tags/tag_hr.asp

NEW QUESTION 4

You are designing a webpage for your company. The page must be responsive so that it can be viewed on both mobile and desktop browsers. On mobile browsers, or those with a screen width of less than 768 pixels you want to display a welcome background image named SmallLogo.png. On all other browsers, you want to display a welcome background image named NormalLogo.png. How should you complete the code? To answer, select the appropriate code segment in the answer area. NOTE: Each correct selection is worth one point.



Answer:

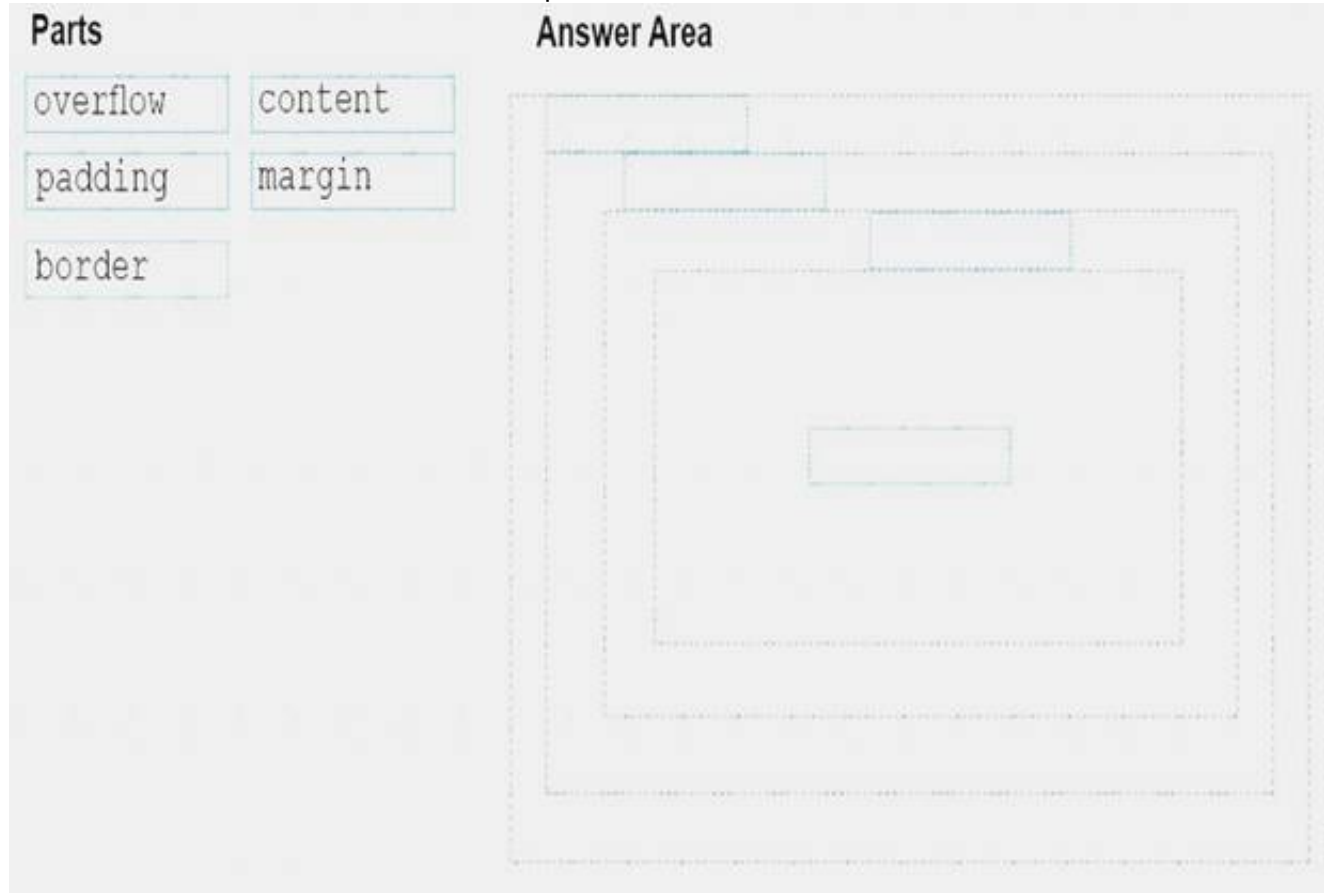
Explanation: References: https://www.w3schools.com/cssref/css3_pr_mediaquery.asp

NEW QUESTION 5

You need to identify the parts of the CSS box model that define an element's dimensions.

To answer, drag the appropriate part to the correct area. Each part may be used once, more than once, or not at all. You may need to drag the split bar between panes or scroll to view content.

NOTE: Each correct selection is worth one point



Answer:

Explanation: References: https://www.w3schools.com/css/css_boxmodel.asp

NEW QUESTION 6

You are creating a page on your personal website to display your family portrait. You need to make sure that browsers display the text Family Portrait before the photo is downloaded.

How should you complete the markup? To answer, drag the appropriate markup segment from the column on the left to its correct position on the right. Each markup segment may be used once, more than once, or not at all. You may need to drag the split bar between panes or scroll to view content.

HTML Segments

img	picture	src
href	alt	title

Answer area

< ="portrait.png" =<"Family Portrait">

Answer:

Explanation: References: https://www.w3schools.com/tags/tag_img.asp

NEW QUESTION 7

You define the following styles in a style block:

You write the following HTML:

```
01 <body style= "color : purple; font-size: 10px;">
02     <p id= "style1">Fasten your seat belt < / p>
03     <p>Look both ways before pulling out. < / p>
04     <p id= "style3" style= "color : red;" >Watch your
speed. < / p>
05     <p style= "color : green; font-size : 20px ;" >Be
ready to stop. < / p>
06     <p style= "color : red;">Study the rules of the
road. < / p>
07     <p style= "font-size : 30px; " > You'll be driving
in no time. < / p>
08 < /body>
```

Use the drop-down menus to select the answer choice that answers each question based on the information presented in the CSS style and markup.

Line 02 displays text in which color?

	▼
red	
blue	
green	
purple	

Line 02 displays text in which font size?

	▼
pixels 20	
pixels 30	
pixels 40	
pixels 10	

Line 03 displays text in which color?

	▼
red	
blue	
green	
purple	

NOTE: Each correct selection is worth one point.

Answer:

Explanation: References: https://www.w3schools.com/html/html_css.asp

NEW QUESTION 8

You are creating a web form to allow visitors to sign up for a mailing list. The form will collect the information that is shown in the following screen shot:

Alpine Ski House Mailing List

Join our mailing list now.

First name:

Last name:

E-mail:

☐ I wish to subscribe to the Alpine Ski House mailing list.

Frequency of email promotions:

☒ Daily
☐ Weekly
☐ Monthly

Use the drop-down menus to select the answer choice that answers each questions based on the information presented in the graphic.

NOTE: Each correct selection is worth one point.

Answer Area

Which code segment will display the form element labeled A?

```
<input type="radio" name="firstname" >  
<input type="text" name="checkbox">  
<input type="checkbox" name="subscribe" value="Yes" >  
<input type="text" name="Yes" >
```

Which code segment will display the form element labeled B?

```
<input type="radio" name="frequency" value="daily" checked">  
<input type="radio" name="frequency" value="weekly"  
<input type="submit" value="Submit" >  
<input type="text" name="frequency" value="daily" checked">
```

Which code segment will display the form element labeled C?

```
<input type="radio" name="frequency" value="daily" checked> Daily <br" >  
<input type="checkbox" name="Submit" value="Submit" >  
<input type="submit" value="Submit" >  
<option value="Submit"> Submit</option >
```

Answer:

Explanation: References: <https://www.w3schools.com/tags/default.asp>

NEW QUESTION 9

You are designing a website for City Power & Light.

You write the following markup. Line numbers are included for reference only.

```
01 <! DOCTYPE html>
02 <html>
03 <head>
04     <title>City Power & Light</title>
05 </head>
06 <body>
07     <p>Welcome to City Power & Light. </p>
08 </body>
09 </html>
```

What style will be used to render the code?

- A. The browser default style will be used.
- B. An inline style will be used.
- C. An international style will be used.
- D. An external style will be used.

Answer: A

Explanation: References: https://www.w3schools.com/cssref/css_default_values.asp

NEW QUESTION 10

You are creating an HTML document that contains an essay with two sections.

You need to make it easy for the user to navigate from the top of the document to section 1.

How should you complete the markup? To answer, select the appropriate markup segments in the answer area.

NOTE: Each correct selection is worth one point.

Answer Area

The markup defining the page should be:

<input type="checkbox"/> Section 2
<input type="checkbox"/> Section 2
<input type="checkbox"/> Section 2
<input type="checkbox"/> Section 2
<input type="checkbox"/> Section 2

The markup defining the anchor for section 2 should be:

<input type="checkbox"/> Section 2
<input type="checkbox"/> Section 2
<input type="checkbox"/> Section 2
<input type="checkbox"/> Section 2
<input type="checkbox"/> Section 2

Answer:

Explanation: References: https://www.w3schools.com/tags/tag_a.asp

NEW QUESTION 10

For each of the following statements, select Yes if the statement is true. Otherwise, elect No.

NOTE: Each correct selection is worth one point.

Answer Area

Yes

No

A relative link requires that you use a protocol and server path

☐
☐

You can link requires to a document in a subdirectory of the current webpage by specifying only the subdirectory name and the filename

☐
☐

You can use a relative link to reference images files from a repository on a different server

☐
☐

The following example of how you format an absolute link:
`https: / /www.contoso.com/products.html`

☐
☐

Answer:

Explanation: References:


<https://www.navegabem.com/absolute-or-relative-links.html> <https://mor10.com/html-basics-hyperlink-syntax-absolute-relative-and-root-relative/>
<https://kb.iu.edu/d/abwp>

NEW QUESTION 11

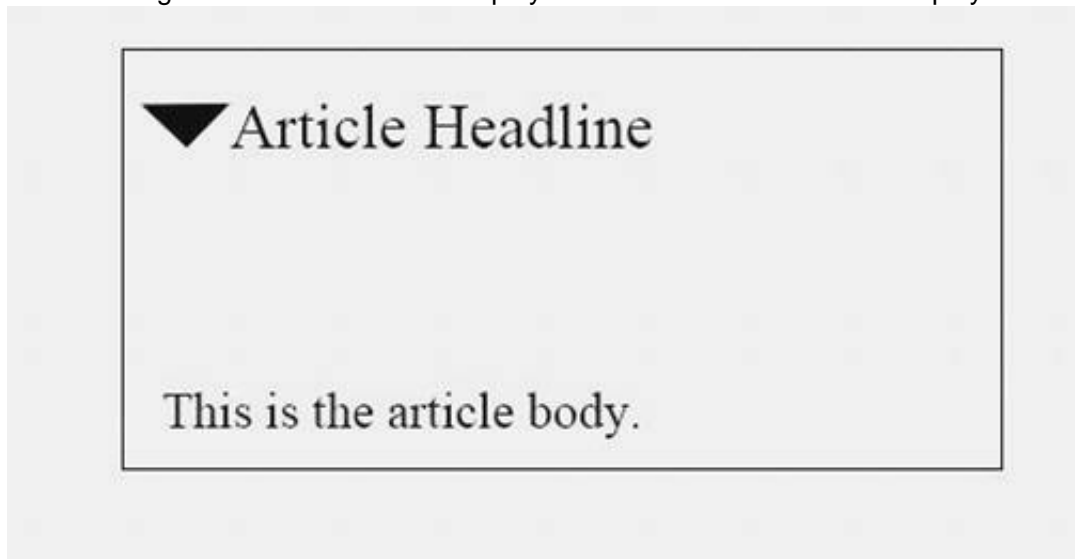
You are creating an HTML document that displays a list of news articles.

- ▶ The list has the following requirements:
- ▶ Each article must be its own semantic block.
- ▶ Each article must have a headline.
- ▶ Each article must have a section that contains its content.

For browsers that support the feature, the content must be hidden until the user clicks to reveal it. The following shows how the article displays when the article content is hidden:



The following shows how the article displays when the article content is displayed:



You need to create the markup for an article.

How should you complete the markup? To answer, select the appropriate markup segments in the answer area. NOTE: Each correct selection is worth one point.

Answer Area

<▼

<article>
<details>
<summary>

<▼

<article>
<details>
<summary>

<▼

<article>
<details>
<summary>

Article Headline

<▼

<article/>
<details>
<summary/>

<p> This is the article content. </p>

<▼

<article/>
<details>
<summary/>

Answer:

Explanation: References: https://www.w3schools.com/tags/tag_details.asp https://www.w3schools.com/tags/tag_article.asp

NEW QUESTION 15

You are creating a web page that displays a How-To video. When accessing the video, the user must be able to play, pause, and seek. The file name of the video is HowTo.mp4, and exists in the same folder as the webpage.

If the user's browser does not support HTML5, the page must display this message: Your browser does not support playing this video.

How should you construct the markup? To answer, drag the appropriate markup segments to the correct locations. Each markup segment may be used once, more than once, or not at all. You may need to drag the split bar between panes or scroll to view content.

Markup Segments

source

source controls

<source src= "HowTo.mp4" type= "video/mp4" >

video

video controls

< video src= "HowTo.mp4" type= "video/mp4" >

Your browser does not support playing this video

Answer Area

< >

</ >

Answer:

Explanation: References: https://www.w3schools.com/tags/tag_video.asp

NEW QUESTION 17

You are designing a website for Litware, Inc.

A webpage must display the following list of numbered steps:

1. Download.
2. Install the update.
3. Restart your computer.

You need to create the necessary markup.

Use the drop-down menus to select the answer choice that answers each QUESTION NO: based on the information presented in the requirements.

Answer Area

What is the correct opening tag for the list?

▼

< dt >
< li >
< ol >
< ul >

What is the correct tag for each item list?

▼

< dt >
< li >
< ol >
< ul >

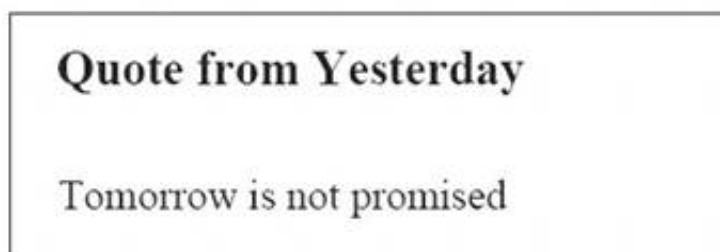
Answer:

Explanation: References: https://www.w3schools.com/html/html_lists.asp

NEW QUESTION 21

You are designing a webpage that is divided into several sections. Each section has a heading and a one-line quote.

The following example shows the top section rendered by using the browser default styles:



You need to complete the markup for the top section using the appropriate HTML tags.

How should you complete the markup? To answer, select the appropriate markup segments in the answer area. NOTE: Each correct selection is worth one point

▼

<div>
<h1>
 (<h1>)

▼

<div>
<h1>
<head> (<head>)

Quote from Yesterday

▼

<div/ >
<h1/ >
<head/ >

▼

<p>

Tomorrow is not promised

▼

<br/ >
<p/ >
<span/ >

Answer:

Explanation: References: https://www.w3schools.com/tags/tag_div.asp

NEW QUESTION 25

You need to display an image of an HTML5 logo in one of your webpages. If the page renders slowly, the text “HTML Icon” should display as the image loads. How should you complete the markup? The answer, select the appropriate markup segments in the answer area.

Answer Area

<div><div>figure</div><div>img</div><div>div</div></div>	<div><div>href</div><div>src</div><div>target</div></div>	<div><div>alt</div><div>name</div><div>title</div></div>	<div><div>class</div><div>size</div><div>style</div></div>
--	---	--	--

= "html5.gif" = "HTML5 Icon" = " width: 120px;"/>

Answer:

Explanation: References: https://www.w3schools.com/tags/att_img_width.asp

NEW QUESTION 28

You are creating an image link to the clients.html page. When the visitor clicks on the clients.gif graphic, the clients.html page must display in a new window. The graphic must provide text for screen readers and display text while the page is loading. How should you complete the markup? To answer, select the appropriate markup segments in the answer area.

Answer Area

<div><div><</div><div>a</div><div>img</div><div>figure</div></div>	<div><div>></div><div>"src= "clients.gif" title= "Clients image"</div><div>"href= "clients.html" target=_blank</div><div>"href= "clients.html" target=_self</div><div>"src= "clients.gif" alt= "Clients image"</div></div>
<div><div><</div><div>a</div><div>img</div><div>figure</div></div>	<div><div>></div><div>"src= "clients.gif" title= "Clients image"</div><div>"href= "clients.html" target=_blank</div><div>"href= "clients.html" target=_self" src= "clients.gif" alt= "Clients image"</div><div>"src= "clients.gif" alt= "Clients image"</div></div>
<div><div></div><div></div><div></figure></div></div>	

Answer:

Explanation: References: <https://amylynnandrews.com/html-clickable-image/> https://www.w3schools.com/html/html_images.asp

NEW QUESTION 32

You are creating a website for a florist. The home page contains images of different types of flowers. When the user clicks on a flower, another webpage will load that displays flowers of that type sold by the florist. The link for carnations must meet the following requirements:

- ▶ The image carnation.png must be displayed.
- ▶ When the image is clicked, the page carnations.html must load.

How should you complete the markup? To answer, select the appropriate markup segments in the answer area.

Answer Area

< "href= "carnations.html" >
< "a href= "carnations.html">
< "a src= "carnation.png" >
< "a src= "carnations.html" >

< img href= "carnation.png" />
< img src = "carnation. png" />
< img src = "carnations.html" />

Answer:

Explanation: References: https://www.w3schools.com/html/html_links.asp

NEW QUESTION 36

You are building a website and want to have three main links called Home, Product Info, and Contact Us. You will create a hierarchy of page elements and revise the stylesheets.

You want to apply a style to all elements in a document. Which type selector should you use?

- A. +
- B. >
- C. :
- D. *

Answer: D

Explanation: References: https://www.w3schools.com/cssref/sel_all.asp

NEW QUESTION 40

You are designing a webpage that tests a user's ability to remember a list of ordered items in a particular category. The page must contain a header that displays the category and a list of items in that category. An example is shown in the exhibit. (Click the Exhibit tab.)

Exhibit

Fruit

1. Apple
2. Pear
3. Orange

This page will test your ability to remember the order of the preceding items. Glance at the list for 3 seconds. Then close your eyes and recite the items in the order listed.

Illustration of the web page that contains the word Fruit at the top of the page in large, bold letters, following by a numbered list with the words, apple, pear, and orange. There are three additional sentences at the bottom of the page. The first sentence is, "This page will test your ability to remember the order of the preceding items." The second sentence is "Then close your eyes and recite the items in the order listed."

How should you complete the markup? To answer, select the appropriate markup segment in the answer area. NOTE: Each correct selection is worth one point.

Answer Area

<

span

table

h1

▼

> Fruit </

span

table

h1

▼

>

<

ol

ul

p

▼

>

< li >Apple< /li >

< li >Pear< li >

< li >Orange< / li >

</

ol

ul

p

▼

>

< br >

<

table

p

li

▼

>

This page will test your ability to remember the order of the preceding items. < br >

Glance at the list for 3 seconds .

Then close your eyes and recite the items in the order listed.

</

table

p

li

▼

>

Answer:

Explanation: References: <https://www.w3schools.com/tags/default.asp>

NEW QUESTION 41

For each of the following markup segments, select Yes if the HTML element belongs in the head block. Otherwise, select No.
NOTE: Each correct selection is worth one point.

Answer Area

Yes

No

`<style> h1 {color: red;} < /style>`

☐☐

`<title>Contact Information</title>`

☐☐

`< link rel= "stylesheet" href= "default.css" />`

☐☐

`<h1>Welcome< /h1>`

☐☐

`<DOCTYPE html!>`

☐☐

Answer:

Explanation: References: https://www.w3schools.com/tags/tag_head.asp

NEW QUESTION 45

You are designing a website that displays graphics.

You need to determine whether to use img, svg, or canvas elements.

When should you use each element? To answer, drag the appropriate element from the column on the left to its use on the right.

Each element may be used once, more than once, or not at all.

Elements

canvas

img

svg

Answer area

To display a bitmap that is located on a remote server.

To draw a pixel-based image by using JavaScript.

To draw a vector-based image by using XML.

Answer:

Explanation: References: <https://www.w3schools.com/tags/default.asp>

NEW QUESTION 46

You are creating a website for Northwind Traders appear on the browser tab. There will also be a paragraph that greets users to the site.

You need to crate the structure of the website.

In which order should you arrange the markup segments to develop the solution? To answer, move all markup segments from the list of markup segments to the answer area and arrange them in the correct order.

Markup Segments	Answer Area
<code></head></code>	
<code></body></code>	
<code><p>Welcome to the Northwind Traders website.</p></code>	
<code><title>Northwind Traders</title></code>	
<code></html></code>	
<code><html></code>	
<code><head></code>	
<code><!DOCTYPE html ></code>	
<code><body></code>	

Answer:

Explanation: References: https://www.w3schools.com/howto/howto_make_a_website.asp

NEW QUESTION 48

You are creating a home page for Blue Yonder Airlines. The page will use JavaScript. If a browser does not support JavaScript, the following message must be displayed:

Your browser does not support JavaScript!

For the Blue Yonder Airlines home page, match the metadata element to the content or attribute-value pair. To answer, drag the appropriate metadata element from the column on the left to its content or attribute-value pair on the right. Each metadata element may be used once, more than once, or not at all.

NOTE: Each correct selection is worth one point.

Answer Area	
<code><script></code>	<code><meta></code> href= "style.css"
<code><title></code>	<code><noscript></code> src=" _js/form . js"
<code><base></code>	Blue Yonder Airlines
	Your browser does not support JavaScript!

Answer:

Explanation: References: <https://www.w3schools.com/tags/default.asp>

NEW QUESTION 52

You are designing a website for Margie's Travel. The website uses external stylesheets. You need to create a style that centers all h1 elements on the page.

How should you complete the code? To answer, drag the appropriate code segment to the correct location in the code. Each code segment may be used once, more than once or not at all. You may need to drag the split bar between panes or scroll to view content. text-align center h1 = : ; .h1

text-align	:		{					}
center	:							
h1	:	.h1						
=								

Answer:

Explanation: References: https://www.w3schools.com/css/css_syntax.asp

NEW QUESTION 54

You are creating a simple HTML page that displays the text, Hello World. You must ensure that the markup is well-formed and conforms to industry best practices. How should you construct the page? To answer, drag the appropriate HTML tags to the correct HTML tags to the correct HTML tag locations. Each tag may be used once, more than once, or not at all. You may need to drag the split bar between panes or scroll to view content.

HTML Tags	Answer area
body	< >
html	< >
DOCTYPE html!	< >
head	Hello World
	</ >
	</ >

Answer:

Explanation: References: https://www.w3schools.com/tags/tag_body.asp

NEW QUESTION 55

You are defining CSS classes to style text in your HTML document. You need to format section titles to look like the following example:

Section Title

Which CSS attributes should you use to define each setting? To answer, drag the appropriate attribute from the column on the left to its setting on the right. Each attribute may be used once, more than once, or not at all.

Attributes	Answer area	
font-family	Arial	
font-size	100	
font-style	italic	
font-weight	large	
font-variant		

Answer:

Explanation: References: https://www.w3schools.com/css/css_font.asp

NEW QUESTION 60

A webpage contains the following HTML:

```
01 <div style = "position:relative;display:inline:">Welcome!</div>
02 <div style = "position:relative;display:inline;">
03     How is the Internet different from the Web?
04     <img src = "icon.jpg" alt= "TCP/IP icon" style= "float:
left; height: 200px;" < /img>
05     <p> The Internet is a network of networks, defined by the
TCP/IP standards. </p>
06     <p> The Web is an information space. </p>
07 </div>
```

For each of the following statements, select Yes if the statement is true. Otherwise, select No. NOTE: Each correct selection is worth one point.

Answer Area

Yes

No

Line 03 will display next to Line 01.

☐☐

The image will display beneath the text on Line 03.

☐☐

Lines 05 and 06 display beneath the image.

☐☐

Answer:

Explanation: References: https://www.w3schools.com/css/css_positioning.asp

NEW QUESTION 64

.....

Thank You for Trying Our Product

* 100% Pass or Money Back

All our products come with a 90-day Money Back Guarantee.

* One year free update

You can enjoy free update one year. 24x7 online support.

* Trusted by Millions

We currently serve more than 30,000,000 customers.

* Shop Securely

All transactions are protected by VeriSign!

100% Pass Your 98-383 Exam with Our Prep Materials Via below:

<https://www.certleader.com/98-383-dumps.html>