

## Exam Questions HPE6-A42

Implementing Aruba WLAN (IAW) 8

<https://www.2passeasy.com/dumps/HPE6-A42/>



### NEW QUESTION 1

What is the difference between WPA and WPA2 encryption?

- A. WPA encryption uses symmetric keys, and WPA2 encryption uses asymmetric keys.
- B. WPA encryption acts at Layer 3, and WPA2 encryption acts at Layer 2.
- C. WPA encryption works only with preshared key (PSK) authentication, and WPA2 encryption works with both PSK and 802.1X.
- D. WPA encryption uses TKIP by default, and WPA2 encryption uses AES by default.

**Answer: D**

### NEW QUESTION 2

Refer to the exhibits. Exhibit 1

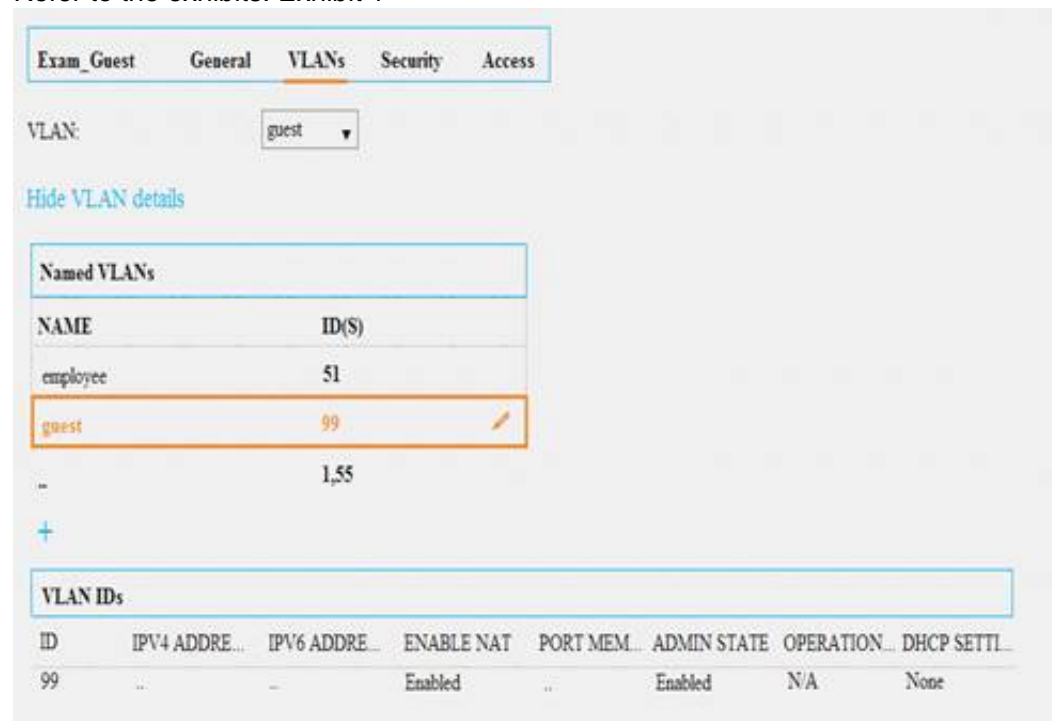



Exhibit 2



A network administrator configures a guest WLAN on an Aruba Mobility Master (MM)-based solution. The exhibits show some of the settings for this WLAN.

Which settings must the administrator configure on each Mobility Controller (MC) at the device level for this configuration to function properly?

- A. an IPsec preshared key
- B. CPsec certificates
- C. a portal page
- D. VLAN 99 IP settings

**Answer: D**

### NEW QUESTION 3

A network administrator configures an Aruba Mobility Master (MM)-based solution to provide wireless access to employees. The solution must meet these criteria:

- Authenticate users to a network RADIUS server
  - Enforce different Aruba firewall rules based on the user department
- How can the administrator meet these criteria in the simplest way?

- A. Have the RADIUS server assign users in different departments to different VLAN
- B. Apply firewall policies based on IP ranges.
- C. Have the RADIUS server send different roles for users in different department
- D. Apply role-based firewall policies.
- E. Create multiple zones on the M
- F. Assign different departments and sets of firewall policies to different zones.
- G. Create a different WLAN and SSID for each departmen
- H. Apply different firewall policies to each WLAN.

**Answer: B**

### NEW QUESTION 4

A company wants to provide wireless access for guests with their Aruba solution. Which configuration feature requires the customer to purchase PEFNG licenses?

- A. redirection of guests to an external captive portal

- B. provision of DHCP services to unauthenticated guests
- C. addition of custom rules to control access for authenticated guests
- D. customization of the internal captive portal login page

**Answer:** C

#### NEW QUESTION 5

A company has an Aruba solution that supports an employee WLAN. How can network administrators control in which subnets users receive IP addresses?

- A. Set the VLANs associated with desired subnets in the WLAN settings.
- B. Configure firewall policies that permit the desired subnet, and add them to the initial role for the WLAN.
- C. In the WLAN settings, configure User role rules with the desired subnet addresses as match criteria.
- D. Assign switch ports connected to APs to VLANs associated with the desired subnets.

**Answer:** A

#### NEW QUESTION 6

A company has a Mobility Master (MM)-based solution. A network administrator wants to monitor the types of applications in use in the wireless network. Which dashboard page in the MM interface should the administrator visit?

- A. Security
- B. Performance
- C. Traffic Analysis
- D. Network

**Answer:** C

#### NEW QUESTION 7

A company deploys a wireless network in a typical office environment with many surfaces where the signal can bounce. Which 802.11 technology uses the characteristics of this environment to increase wireless speeds?

- A. Channel bonding
- B. Multiple Input Multiple Output (MIMO)
- C. Transmit Power Control (TPC)
- D. QAM modulation

**Answer:** B

#### NEW QUESTION 8

What is an advantage for a network administrator to use AirWave over a Mobility Master (MM)?

- A. ability to gather and analyze historical user data, and monitor client association and network usage trends
- B. scans wireless client settings and brings those settings in compliance with corporate security policies.
- C. ability to monitor and manage a Mobility Controller (MC) to configure the WLAN
- D. provides realtime firewall hits for client network troubleshooting

**Answer:** A

#### NEW QUESTION 9

A network administrator uses a wireless intrusion detection system (WIDS) to detect 802.11 association floods. At which layer do these attacks occur?

- A. Layer 1
- B. Layer 2
- C. Layer 3
- D. Layer 7

**Answer:** B

#### NEW QUESTION 10

Refer to the exhibits. Exhibit 1



Exhibit 2

Clients (1)								
Client	Health(%)	IP Address	Band	Radio PHY	Client PHY	Device	Role	Forward Mode
d8:50:e60:f3:6e:bd	98	192.168.99.2	5GHz	VHT 80 MHz	VHT 80 MHz	Unknown	exam_g...t-logon	Tunnel

A company has a Mobility Master (MM)-based solution with a guest WLAN. Users can connect to the WLAN, but they receive the error shown browser rather than see login page. Exhibit 2 shows the status for one of the guest clients. What is one issue that could cause the errors described?

- A. The firewall blocks DHCP traffic between the guest clients and the DHCP server.
- B. The DHCP pool for guests does not assign users a DNS server address.
- C. The MM and Mobility Controllers (MCs) have invalid certificates.
- D. The Captive Portal is not enabled for the role to which these clients are assigned.

**Answer: B**

#### NEW QUESTION 10

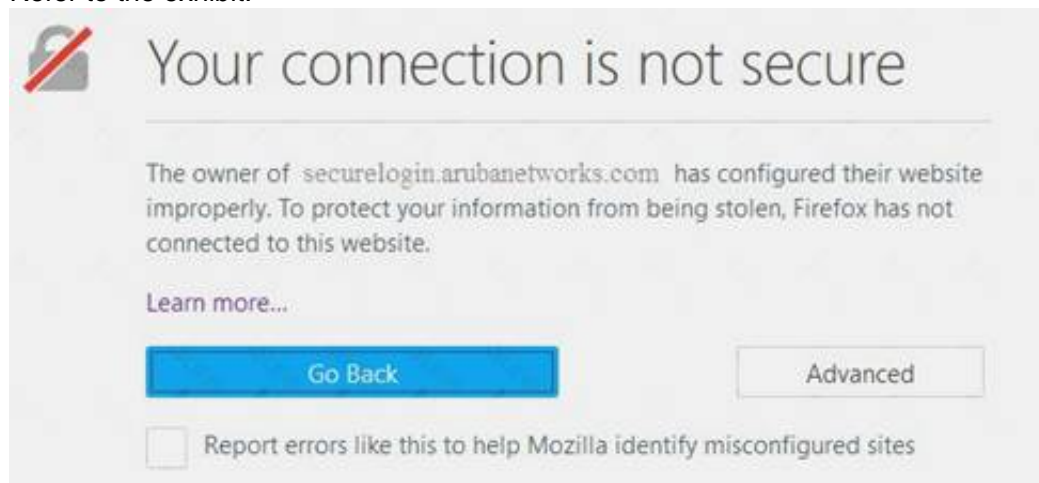
A company has a Mobility Master (MM)-based solution. There is a hardware issue with the MM appliance, and, as result, all connectivity is lost between the appliance and the network. The network manager is concerned about how this will impact licensing. How will the Mobility Controller (MC) be affected?

- A. The MC maintains its current licenses for 30 days.
- B. The MC maintains only licenses that have been locally installed on it.
- C. The MC contacts Aruba Activate and uses the licensing limits defined there.
- D. The MC loses all licenses and cannot support APs or clients.

**Answer: C**

#### NEW QUESTION 15

Refer to the exhibit.



A company has a Mobility Master (MM)-based solution with a guest WLAN. During the captive portal redirection, users who access a non-HTTPS Website see the error shown in the exhibit. How can a network administrator prevent this error?

- A. Enable automatic CPsec certificate deployment.
- B. Replace the default Mobility Master certificate with a certificate that has the correct hostname.
- C. Replace the default server certificate for mobility controllers with a certificate signed by a trusted CA.
- D. Reconfigure the guest WLAN to use EAP methods that rely on passwords rather than certificates.

**Answer: C**

#### NEW QUESTION 16

A company currently uses Instant APs (IAPs), all managed by a virtual controller. The company expects to double in size without the next 18 months. The network manager wants to purchase additional APs to service the increased traffic load. The network manager also wants to deploy a Mobility Controller (MC) to manage all APs. How should the network administrator adapt the current IAPs to a controlled architecture?

- A. Manage both the MCs and IAP clusters with Aruba Central.
- B. Configure the IAPs to establish CPsec tunnels to the new MCs.
- C. Manage both the MCs and IAP clusters with a Mobility Master (MM).
- D. Convert the IAPs to Campus APs controlled by the new MCs.

**Answer: B**

#### NEW QUESTION 20

Which task can an Aruba Air Monitor (AM) perform?

- A. Analyze wireless traffic patterns at the application level.
- B. Optimize RF through the AP channel and transmit power plans.
- C. Analyze RF signals to determine the cause of non-802.11 interference.
- D. Prevent client connections to rogue APs.

Answer: D

#### NEW QUESTION 22

What is required for a WLAN that uses WPA2-Enterprise security?

- A. a Web server to host a login portal
- B. a shared password to secure access to the WLAN
- C. RADIUS server or servers
- D. a policy to allow unauthenticated users to receive RADIUS

Answer: C

#### NEW QUESTION 23

What is one difference between how a network administrator can monitor clients in the Mobility (MM) interface and in the AirWave Management Platform?

- A. AirWave shows trends for the past several minutes, while MM shows longer trends.
- B. AirWave combines information from more sources, such as RADIUS authenticating servers and APs.
- C. AirWave shows the current signal level for the client connection, while MM does not show RF statistics.
- D. MM shows user and role information associated with clients, while AirWave does not.

Answer: B

#### NEW QUESTION 26

An Aruba Mobility Master (MM)-based solution has a WLAN that uses WPA2-Enterprise security. A test login on a wireless client fails. How can a network administrator determine whether the RADIUS server rejected the credentials or another issue occurred?

- A. View Technical Support information for the MM.
- B. Ping the IP address configured as the RADIUS server.
- C. Use the MM AAA Server Test Diagnostic tool.
- D. Use the tools in the MM Dashboard > Security window.

Answer: C

#### NEW QUESTION 29

Refer to the exhibit.

Clients(1) <span>Default Columns ▾ ▲</span>								
Client	Health(%)	IP Address	Bond	Radio PHY	Client PHY	Device	Role	Forward Mode
employee	48	10.1.51.150	2.4 GHz	HT 2D MHz	HT 2D MHz	Unknown	guest	Tunnel

The exhibit shows output from a Mobility Master (MM) dashboard. What does the health status indicate?

- A. It takes the AP about twice as long to send data to the client as expected if all transmissions succeeded.
- B. About half of the heartbeats the client sends reaches the Mobility Manager (MM).
- C. The maximum data rate that 802.11ac supports is about twice as high as the data rate the client uses.
- D. The client device only complies with about half of the rules in the endpoint health policy.

Answer: A

#### NEW QUESTION 32

A company has an Aruba solution. A network administrator wants to prevent wireless users from accessing shopping web sites with a bad reputation. What should the administrator set up to deny such traffic?

- A. an AppRF engine
- B. application filters in the Traffic Analysis dashboard
- C. firewall access control rules that specify HTTP and HTTPS services
- D. firewall application rules

Answer: D

#### NEW QUESTION 35

A company plans to deploy a Mobility Master (MM) solution with two MM nodes. The MM solution will manage 20 Mobility Controller (MC) appliances that will control a total of 800 APs.

How should the network administrator install the AP licenses?

- A. 40 AP licenses on the MM
- B. 400 AP licenses on the MM
- C. 800 AP licenses on each MC
- D. 800 AP licenses on the MM and 40 AP licenses on each MC

Answer: A



### NEW QUESTION 38

Refer to the exhibit.

Usage Mobility Master Licenses Controller Licenses							
	AP	PEF	RF Protect	ACR	WEbCC	MM	VMC
Global License Pool	1/32	0/32	0/32	0/0	0/0	2/500	0/0
Building1	0	0	0	0	0	0	0

Based on the exhibit, what is the maximum number of APs that this Mobility Master (MM) solution can support?

- A. 1
- B. 32
- C. 500

**Answer: C**

### NEW QUESTION 41

An Aruba Mobility Master (MM)-based solution has two Virtual MM nodes, a primary and a backup node. The solution must support 30 Virtual Mobility Controllers (VMCs) that will support a total of 960 APs.

Which VMC licenses meet the needs and DO NOT unnecessarily exceed them?

- A. two 1000 VMC licenses (MC-VA-1000)
- B. one 1000 VMC license (MC-VA-1000)
- C. two 50 VMC licenses (MC-VA-50)
- D. one 50 VMC license (MC-VA-50)

**Answer: B**

### NEW QUESTION 44

Refer to the exhibit.

```
(MM) ^[mynode] #show airmatch solution

Seq Time      Aps [5GHz] Radios Cost Conflict Deploy [2GHz] Radios Cost Conflict Deploy Type
#2 20161230_05:04:51 1      1 1.0 0.0 No      1 4.0 0.0 No      Scheduled
#1 20161228_12:45:24 1      1 1.0 0.0 Yes     1 4.0 0.0 Yes     Incremental - Auto

(MM) [mynode] #show airmatch solution 2

# 20161230_05:04:51 Scheduled
# 5GHz capacity/network cost/solution cost/improvement: 4.0/1.0/1.0/0.0%
# 2.4GHz capacity/network cost/solution cost/improvement: 1.0/4.0/4.0/0.0%
# Band Radio      Mode Chan CBW  EIRP (dBm) APName
5GHz 70:3a:0e:59:81:30 AP 157i 80. 18. EastAP
2GHz 70:3a:0e:59:81:20 AP 1i 20* 9. EastAP

[*] regarded frozen | [.] no change | [i] channel ignored because insufficient quality increase
```

An Aruba solution uses AirMatch with the default AirMatch profile settings. A network administrator sees that a scheduled optimization was completed, but a plan was not deployed.

Based on the exhibit, why did this occur?

- A. The cost of the new plan exceeds the amount allowed by the feature license
- B. The new plan did not offer significantly improved quality
- C. The solution uses master-local mode
- D. ARM is disabled in the radio profile, so AP radios are considered frozen

**Answer: B**

### NEW QUESTION 49

How can network administrator provide high availability for APs deployed in an Aruba Mobility Master (MM)-based architecture?

- A. Establish clusters of Mobility Controllers (MCs).
- B. Configure MM to provide backup AP tunnel termination in case of controller failure.
- C. Deploy all licenses locally yo APs, so that they can continue to function if they lose contact with their controller.
- D. Configure APs to convert to controller-less Instant AP mode during controller failure.

**Answer: A**

### NEW QUESTION 54

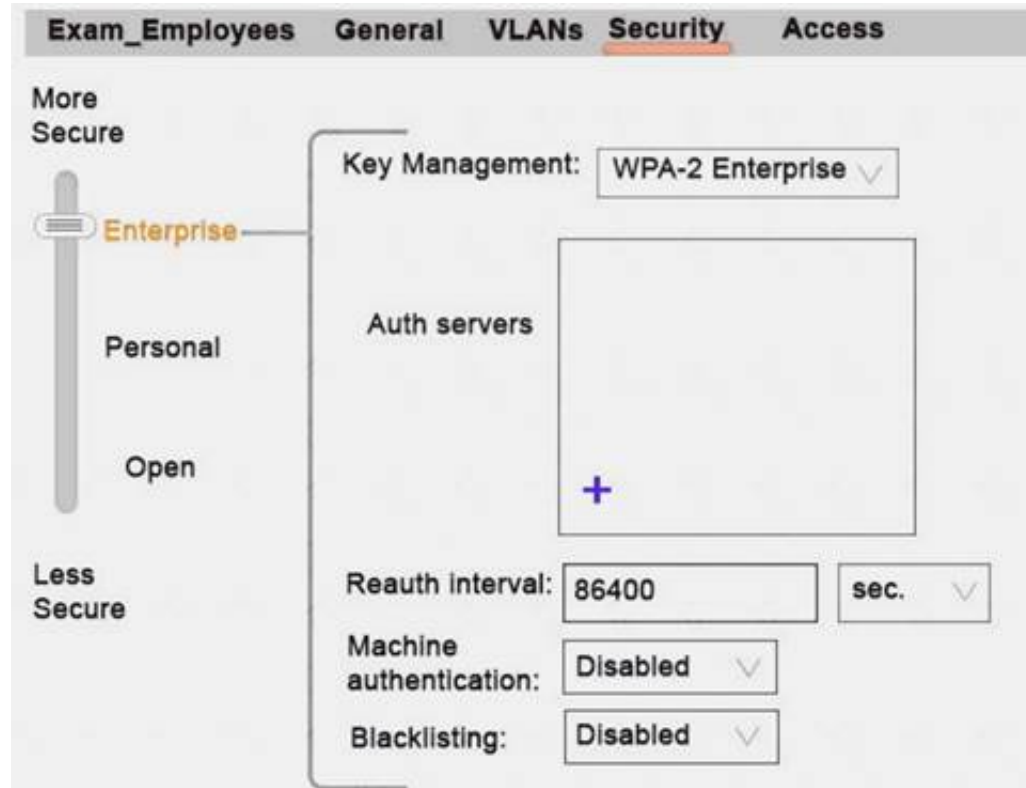
Which feature is unique to 802.11ac Wave 2 access points?

- A. band steering
- B. multiple spatial streams
- C. 40MHz channel bonding
- D. multi-user MIMO (MU-MIMO)

**Answer: D**

#### NEW QUESTION 56

Refer to the exhibit.



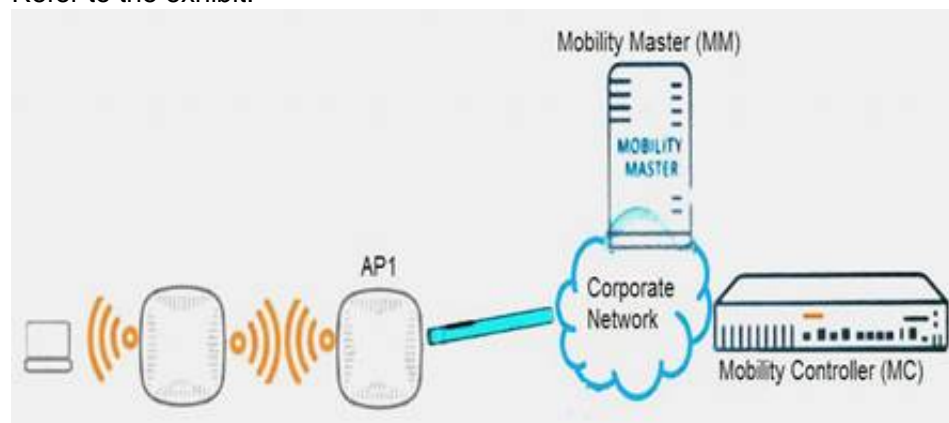
Network administrators need to set up a WLAN that uses WPA2 encryption and authenticates users with a preshared key (PSK) that is the same for all users. Administrators do not see where they should specify the option for the preshared key. What should the administrators do?

- A. Click Personal in the slide bar.
- B. Click the + icon in the Authentication server section
- C. Return to the first page in the wizard and select the guest option
- D. Configure an L3 authentication profile after the WLAN wizard is complete

**Answer: A**

#### NEW QUESTION 60

Refer to the exhibit.



Which role must AP1 play?

- A. Instant AP (IAP)
- B. Mesh Point AP
- C. Mesh Portal AP
- D. Remote AP (RAP)

**Answer: C**

#### NEW QUESTION 61

How does a high-gain omni-directional antenna compare to a typical omni-directional antenna?

- A. it provides more multi-user spatial streams.
- B. it provides more coverage in the horizontal direction than in the vertical direction.
- C. it provides more single-user spatial streams.
- D. it provides more coverage in both the horizontal and vertical directions.

**Answer: B**

#### NEW QUESTION 65

A WLAN in an Aruba Mobility Master (MM)-based solution uses WPA2-Enterprise security. This WLAN currently authenticates users to Active Directory (AD), and users log in with their Windows domain credentials. Network administrators now want to authenticate the Windows clients as well, based on the client Computer Names.

What should the administrators do on MM to achieve this goal?

- A. Set up Machine Authentication on the WLAN.
- B. Set up Mac Authentication on the WLAN.
- C. Bind individual Mobility Controllers (MCs) to AD at the device level.

D. Import the computer names from AD to the MM internal database.

**Answer:** B

#### NEW QUESTION 68

Refer to the exhibit.



The exhibit shows output from a Mobility Master (MM) dashboard. What is a valid reason for the administrator to click the akamai square under applications?

- A. to create filter rules in order to control wireless user access to this application
- B. to download a report about the usage of this application over time
- C. to see more details about this application, such as a list of aggregated sessions
- D. to see the break down for only roles, destinations, WLANs and devices that use this application

**Answer:** C

#### NEW QUESTION 73

Which type of authentication server should administrators select to authenticate users to a ClearPass server?

- A. Windows
- B. RADIUS
- C. TACACS+
- D. LDAP

**Answer:** B

#### NEW QUESTION 74

A company has a Mobility Master (MM)-based solution. How does a Mobility Controller (MC) behave if it loses contact with all MM nodes?

- A. The MC loses all licenses and cannot support APs or clients.
- B. The MC retains its current licenses for 30 days.
- C. The MC contacts Aruba Activate and uses the licensing limits defined there.
- D. The MC maintains only licenses that have been locally installed on it.

**Answer:** B

#### NEW QUESTION 76

A Mobility Controller (MC) runs ArubaOS 8. What is a valid reason for an administrator to set the MC to master-local mode?

- A. The company already has a partially hierarchical deployment based on the 6.x code and wants to keep the current architecture.
- B. The company needs to manage third-party network infrastructure devices with the use of the master controller interface.
- C. The company wants a deployment architecture that allows administrators to configure all MC settings from a single location.
- D. The company requires a centralized licensing architecture that provides global license pools.

**Answer:** C

#### NEW QUESTION 79

How does WPA2 protect wireless user traffic in the air?

- A. It provides data integrity with AES and no data privacy.
- B. It provides both data integrity and privacy with AES.
- C. It provides data privacy with TKIP and no data integrity.
- D. It provides data integrity with TKIP and data privacy with AES.

**Answer:** D

#### NEW QUESTION 80



A company has a Mobility Master (MM)-based solution with an employee WLAN. Several users report that they can connect to the WLAN, but they cannot access all of the resources that they should.

Where should the network administrator look in the MM interface to find the roles to which these users are actually assigned?

- A. Configuration > Policies & Roles
- B. Dashboard > Security
- C. Dashboard > Clients
- D. Configuration > WLANs > Profiles > AAA Profile

**Answer:** A

## NEW QUESTION 82

Refer to the exhibits. Exhibit 1

Exhibit 2

Network administrators use the Aruba Mobility Master (MM) wizard to create a WLAN and do not manually alter any of the profiles for that WLAN. The exhibits show some of the settings for the WLAN. Some wireless users cannot successfully connect to the WLAN. Network administrators attempt to connect on their own machines with a test account, and the connection is successful. They attempt to connect with the same account on user clients, and the connection fails. Which issue could prevent authentication from completing correctly?

- A. The user clients have unauthorized MAC addresses, so the RADIUS server rejects the authentication even though the username and password are correct.
- B. The user clients do not trust the RADIUS server certificate and are configured not to prompt users to trust new certificates.
- C. Some access points (APs) are not configured as clients on the RADIUS server, so user clients connected to them cannot authenticate.
- D. The RADIUS server has reached the maximum number of RADIUS clients that it can support, so it rejects new wireless clients.

**Answer:** B

## NEW QUESTION 85

Refer to the exhibits. Exhibit 1

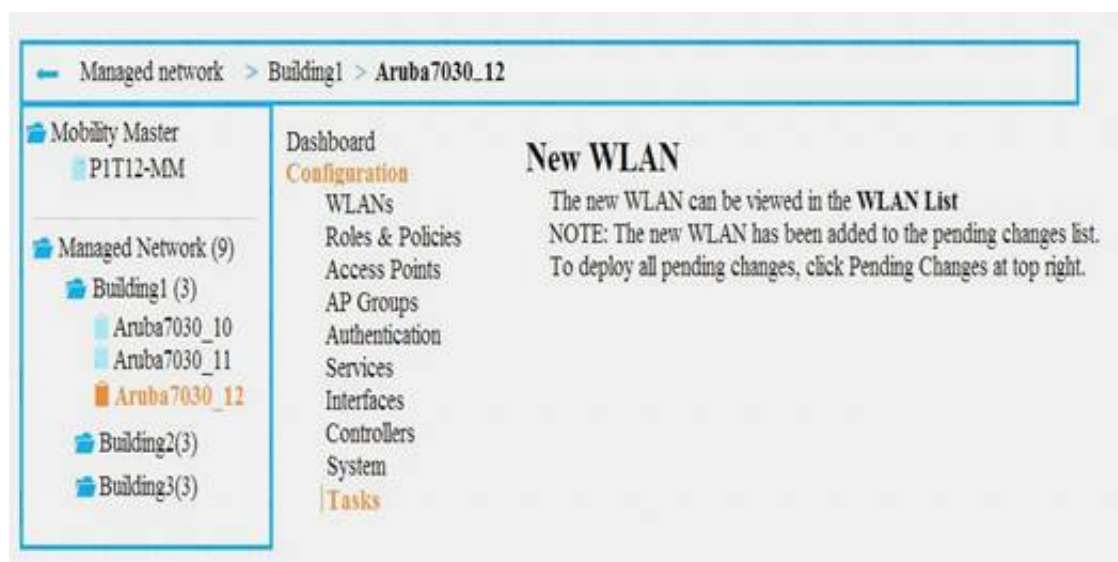
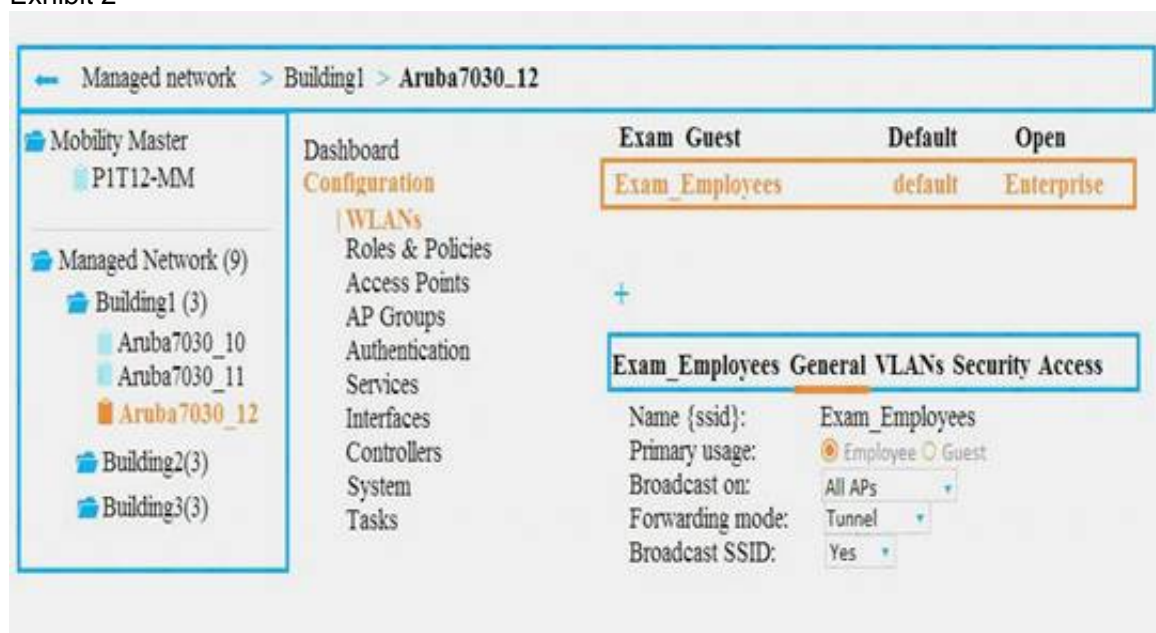


Exhibit 2



A company has an Aruba Mobility Master (MM)-based solution and needs a new WLAN for the corporate campus. A network administrator completes the creation of this WLAN, as shown in Exhibit 1. When the administrator tries to test a connection to the WLAN in various locations, the WLAN sometimes shows up in the list of WLANs on the client but sometimes does not. The administrator can see the WLAN in the list, as shown in Exhibit 2. What is the error?

- A. The Mobility Master (MM) does not have an active PEFNG license.
- B. The WLAN is configured as a hidden SSID.
- C. The configuration is not deployed to the Mobility Controller (MC).
- D. The WLAN is configured at a lower level in the Managed Network hierarchy.

**Answer: D**

#### NEW QUESTION 86

What is one difference between captive portal authentication and 802.1X authentication?

- A. 802.1X authentication always authenticates the wireless client, while captive portal authentication always authenticates the wireless user.
- B. 802.1X authentication occurs at Layer 2, while captive portal authentication occurs at Layer 3.
- C. 802.1X authentication must use an LDAP server, while captive portal authentication can use a RADIUS server or an LDAP server.
- D. 802.1X authentication is typically implemented without encryption, while captive authentication is often combined with WPA or WPA2.

**Answer: B**

#### NEW QUESTION 88

A company has a Mobility Master (MM) solution that manages Mobility Controllers (MCs) in several groups. The company has several WebCC licenses and wants to reserve these licenses for MCs in the Sunnyvale group only. How can a network administrator achieve this goal?

- A. Associate the MAC addresses for the Sunnyvale MCs with the licenses when they are generated.
- B. Make sure to be at the Managed Network > Sunnyvale level in the MM Interface when the licenses are installed.
- C. Install the licenses on the MM, and allocate them to a dedicated local pool for the Sunnyvale group.
- D. Install the licenses directly on the MCs in the Sunnyvale group, and activate the licenses locally.

**Answer: C**

#### NEW QUESTION 91

What are two criteria that distinguish different Aruba Mobility Controller (MC) models from each other?

- A. firewall speed and ability to act as a standalone controller or not
- B. number of supported users and firewall throughput
- C. number of supported APs and ability to support 802.11ac APs or not
- D. number of supported users and ability to support 802.11ac APs or not

**Answer: B**



**NEW QUESTION 102**

A company has an Aruba Mobility Master (MM)-based solution. Under which circumstance will an AP radio change channel without the use of the Mobility Master (MM)?

- A. when the MM detects that a different channel has significantly better quality
- B. when the Mobility Controller (MC) detects a rogue AP on the channel
- C. when the AP detects a large amount of interference on its channel
- D. when the Client Match rules indicate that nearby clients do not support the current channel

**Answer: C**

**NEW QUESTION 107**

A network manager wants to implement an Aruba wireless solution that accommodates 802.1X with EAP-TLS. All wireless users will utilize Active Directory (AD) accounts to authenticate.

Which device will the authenticator forward the authentication requests to in this type of solution?

- A. APs
- B. RADIUS server
- C. Mobility Controller (MC)
- D. Mobility Master (MM)

**Answer: C**

**NEW QUESTION 112**

An Aruba solution runs ArubaOS 8 and uses a standalone controller architecture. Which feature can administrators use to optimize the channel and power plan for the APs?

- A. ARM
- B. Rule Based Client Match
- C. AirMatch
- D. AppRF

**Answer: A**

**NEW QUESTION 113**

Which class of controller is more appropriate in a branch installation with up to 64 APs?

- A. 7008
- B. 7030
- C. 7205
- D. 7210

**Answer: B**

**NEW QUESTION 117**

.....



## THANKS FOR TRYING THE DEMO OF OUR PRODUCT

Visit Our Site to Purchase the Full Set of Actual HPE6-A42 Exam Questions With Answers.

We Also Provide Practice Exam Software That Simulates Real Exam Environment And Has Many Self-Assessment Features. Order the HPE6-A42 Product From:

<https://www.2passeasy.com/dumps/HPE6-A42/>

## Money Back Guarantee

### HPE6-A42 Practice Exam Features:

- \* HPE6-A42 Questions and Answers Updated Frequently
- \* HPE6-A42 Practice Questions Verified by Expert Senior Certified Staff
- \* HPE6-A42 Most Realistic Questions that Guarantee you a Pass on Your FirstTry
- \* HPE6-A42 Practice Test Questions in Multiple Choice Formats and Updatesfor 1 Year