

## MS-201 Dumps

### Implementing a Hybrid and Secure Messaging Platform

<https://www.certleader.com/MS-201-dumps.html>



**NEW QUESTION 1**

- (Exam Topic 3)

You need to recommend a solution to retain the items in the public folders. The solution must support the planned changes. What should you recommend?

- A. Create an Outlook rule that forwards all the items in each public folder to a compliance mailbox.
- B. Place an In-Place Hold on all the mailboxes of the public folders.
- C. Increase the frequency of the backups.
- D. Modify the public folder permissions.

**Answer:** B

**Explanation:**

References:

<https://docs.microsoft.com/en-us/exchange/security-and-compliance/in-place-and-litigation-holds#placingpublic>

**NEW QUESTION 2**

- (Exam Topic 3)

You need to resolve the issue for the customer service department users. What should you modify?

- A. a transport rule
- B. the Send connector to the Internet
- C. the tarpit interval
- D. the global throttling policy

**Answer:** D

**NEW QUESTION 3**

- (Exam Topic 1)

You have a Microsoft Exchange Server 2019 organization.

You plan to enable journaling for external email messages only.

You need to ensure that journal reports are delivered if the journal mailbox is offline. What should you do?

- A. Create a new journal rule.
- B. Run Set-TransportService and extend MessageExpirationTimeout.
- C. Edit the journal rule to include all messages.
- D. Specify an alternative journaling mailbox.

**Answer:** D

**Explanation:**

References:





<https://docs.microsoft.com/en-us/exchange/security-and-compliance/journaling/configure-journaling>

**NEW QUESTION 4**

- (Exam Topic 1)

You have a Microsoft Exchange Server 2019 organization. You purchase an Exchange Online subscription.

You plan to implement an Exchange hybrid deployment that supports the following features:

-  Federated sharing of free/busy information
-  Single-sign on (SSO) access to both on-premises and Exchange Online mailboxes.
-  Secured access to mailboxes by using Microsoft Azure Active Directory (Azure AD) conditional access policies.
-  A unified global address list (GAL) that contains all the mailboxes in the on-premises and Exchange Online organizations.

You plan to run the Microsoft Office 365 Hybrid Configuration wizard.

You are evaluating whether to use Exchange Classic Hybrid or Exchange Modern Hybrid. Which requirement can only be met by using the Exchange Modern Hybrid connection option?

- A. the federated sharing of free/busy information between organizations
- B. SSO access to both on-premises and Exchange Online mailboxes
- C. a unified GAL list that contains all the mailboxes in the on-premises and Exchange Online organizations
- D. secured access to mailboxes by using Azure AD conditional access policies.

**Answer:** A

**Explanation:**

References:

<https://docs.microsoft.com/en-us/exchange/hybrid-deployment/hybrid-agent>

**NEW QUESTION 5**

- (Exam Topic 1)

You have a Microsoft Exchange Server 2019 hybrid deployment that contains the users shown in the following table.

Name	Mailbox location
User1	Exchange Online
User2	Exchange on-premises

You need to provide each user with an archive mailbox that is stored in Exchange Online.

Which admin center should you use to perform the configuration for each user? To answer, drag the appropriate admin centers to the correct users. Each admin center may be used once, more than once, or not at all. You may need to drag the split bar between panes or scroll to view content.

NOTE: Each correct selection is worth one point.

### Admin Centers

The Exchange admin center from an on-premises server

The Exchange admin center from Exchange Online

The Microsoft 265 admin center

The Security and Compliance admin center

### Answer Area

User1:

Admin Center

User2:

Admin Center

- A. Mastered
- B. Not Mastered

**Answer:** A

#### Explanation:

References:

<https://docs.microsoft.com/en-us/office365/securitycompliance/enable-archive-mailboxes> <https://docs.microsoft.com/en-us/exchange/hybrid-deployment/create-cloud-based-archive>

#### NEW QUESTION 6

- (Exam Topic 1)

Note: This question is part of a series of questions that present the same scenario. Each question in the series contains a unique solution that might meet the stated goals. Some question sets might have more than one correct solution, while others might not have a correct solution.

After you answer a question in this scenario, you will NOT be able to return to it. As a result, these questions will not appear in the review screen.

You create a new Microsoft 365 E5 subscription.

You need to identify which administrator deleted mailboxes during the last two days. Solution: From the Cloud App Security admin center, you view the audit log. Does this meet the goal?

- A. Yes
- B. No

**Answer:** B

#### NEW QUESTION 7

- (Exam Topic 1)

Your network contains an Active Directory domain named fabrikam.com.

You have a Microsoft Exchange Server 2019 organization that contains two Mailbox servers in a database availability group (DAG).

You plan to implement a hybrid deployment by using the Exchange Modern Hybrid connection option. Which three configurations will be transferred automatically from the on-premises organizations to Exchange Online? Each correct answer presents part of the solution.

NOTE: Each correct selection is worth one point.

- A. the device access rules
- B. the address lists
- C. the address book policies (ABPs)
- D. the Messaging Records Management (MRM) settings
- E. the mail flow rules

**Answer:** ABE

#### Explanation:

References:

<https://practical365.com/exchange-online/hybrid-exchange-making-it-easier-and-faster-to-move-to-the-cloud/>

#### NEW QUESTION 8

- (Exam Topic 1)

Your network contains an Active Directory forest. The forest functional label is Windows Server 2012 R2. The forest contains a Microsoft Exchange Server 2019 organization. Users access their mailbox by using Microsoft Outlook 2016.  
You purchase a Microsoft 365 E5 subscription.  
You plan to move 20 mailboxes to Exchange Online.  
From Exchange Online, you attempt to perform a remote move migration. When you are prompted to select the users, you discover that there are no users to select. You need to ensure that you can migrate the users to Exchange Online by using a remote move migration.  
You need to ensure that you can migrate the users to Exchange Online by using a remote move migration.  
What should you first?

- A. Create a new certificate.
- B. Upgrade the forest functional level.
- C. Prepare the Active Directory schema.
- D. Implement Active Directory synchronization.

**Answer:** D

#### NEW QUESTION 9

- (Exam Topic 1)

Note: This question is part of a series of questions that present the same scenario. Each question in the series contains a unique solution that might meet the stated goals. Some question sets might have more than one correct solution, while others might not have a correct solution.  
After you answer a question in this scenario, you will NOT be able to return to it. As a result, these questions will not appear in the review screen.  
You have a Microsoft Exchange Server 2019 organization.  
You discover that users rarely delete items from their Sent Items folder and their Deleted Items folder.  
You need to recommend a solution to automatically reduce the size on the primary mailbox of each user.  
Solution: You recommend creating an archive mailbox for each user and configuring a retention policy that moves items to the archive mailbox.  
Does this meet the goal?

- A. Yes
- B. No

**Answer:** A

#### NEW QUESTION 10

- (Exam Topic 1)

Note: This question is part of a series of questions that present the same scenario. Each question in the series contains a unique solution that might meet the stated goals. Some question sets might have more than one correct solution, while others might not have a correct solution.  
After you answer a question in this scenario, you will NOT be able to return to it. As a result, these questions will not appear in the review screen.  
You create a new Microsoft 365 E5 subscription.  
You need to identify which administrator deleted mailboxes during the last two days. Solution: From Exchange Online PowerShell, you run New-AdminAuditLogSearch. Does this meet the goal?

- A. Yes
- B. No

**Answer:** A

#### NEW QUESTION 10

- (Exam Topic 1)

Your company has a Microsoft 365 subscription. The company has several multifunction printers.  
You need to ensure that the multifunction printers can use Exchange Online to send documents to internal and external recipients.  
What should you do?

- A. Create an inbound connector.
- B. Install an Edge Transport server.
- C. Create an outbound connector.
- D. Install a Mailbox server.

**Answer:** A

#### Explanation:

References:

<https://docs.microsoft.com/en-us/exchange/mail-flow-best-practices/how-to-set-up-a-multifunction-device-or-ap>

#### NEW QUESTION 14

- (Exam Topic 1)

The organization contains the mailboxes shown in the following table.

NAME	Member of	Database
EX1	Site1	Mail1
EX2	Site2	Mail2
EX3	Site3	Mail3

The organization contains the mailboxes shown in the following table.



NAME	Database
User1	Mail1
User2	Mail2
User3	Mail3

You plan to create several public folders that will be accessed by User1, User2, and User3.

You need to ensure that users can access all the public folder content if a single server or network link fails. What should you include in the solution?

- A. a database availability group (DAG)
- B. shadow redundancy
- C. multiple public folder mailboxes
- D. multiple public folder migration endpoints

**Answer:** A

#### NEW QUESTION 19

- (Exam Topic 1)

Note: This question is part of a series of questions that present the same scenario. Each question in the series contains a unique solution that might meet the stated goals. Some question sets might have more than one correct solution, while others might not have a correct solution.

After you answer a question in this scenario, you will NOT be able to return to it. As a result, these questions will not appear in the review screen.

You have a Microsoft Exchange Server 2019 organization.

You discover that users rarely delete items from their Sent Items folder and their Deleted Items folder.

You need to recommend a solution to automatically reduce the size on the primary mailbox of each user. Solution: You recommend configuring a retention policy that contains two default policy tags.

Does this meet the goal?

- A. Yes
- B. No

**Answer:** B

#### NEW QUESTION 24

- (Exam Topic 1)

Your company has 5,000 Microsoft Exchange Server 2019 mailboxes.

The company is implementing a new application named HR1 that integrates with Exchange. HR1 runs on a server named HRSERVER.

You create a new mailbox named HRService for the service account of HR1.

You need to ensure that HR1 can sync contacts from all the mailboxes in the Exchange organization concurrently by using an Exchange ActiveSync connection.

How should you complete the PowerShell script? To answer, drag the appropriate values to the correct targets. Each value may be used once, more than once, or not at all. You may need to drag the split bar between panes or scroll to view content.

NOTE: Each correct selection is worth one point.

#### Values

#### Answer Area

New-ThrottlingPolicy HR
New-ResourcePolicy HR
-AnonymousMaxConcurrency \$null
Set-Mailbox HRService
-EASMaxConcurrency \$null
-ThrottlingPolicy HR
Set-ThrottlingPolicyAssociation HR

Value
Value
Value
Value

- A. Mastered
- B. Not Mastered

**Answer:** A

#### Explanation:

References:

<https://docs.microsoft.com/en-us/powershell/module/exchange/server-health-and-performance/new-throttlingpol> <https://docs.microsoft.com/en->

**NEW QUESTION 28**

- (Exam Topic 1)

You have a Microsoft 365 subscription.

You have two users named User1 and User2.

You create a custom anti-phishing policy named AP1 and apply AP1 to User1. From PowerShell, you receive the output shown in the following exhibit.

Use the drop-down menus to select the answer choice that completes each statement based on the information presented in the graphic.

NOTE: Each correct selection is worth one point.

- the Junk Email folder
- the quarantine mailbox
- the inbox folder

- A. Mastered  
B. Not Mastered

**Answer: A**

**Explanation:**



User1 will have spoofed messages delivered to **[answer choice]**.

- the Junk Email folder
- the quarantine mailbox
- the inbox folder

User2 will have spoofed messages delivered to **[answer choice]**.

- the Junk Email folder
- the quarantine mailbox
- the inbox folder

**NEW QUESTION 30**

- (Exam Topic 1)

You have a Microsoft Exchange Server 2019 organization. You have the groups shown in the following table.

Name	Type	Scope
Group1	Security	Universal
Group2	Distribution	Universal
Group3	Security	Global
Group4	Distribution	Global
Group5	Security	Domain local

You plan to create a new management role assignment by running the following command. New-ManagementRoleAssignment -Role "Litware DB Admins" –SecurityGroup –ExclusiveConfigWriteScope "Scope1"

Which group can you use as the value for the SecurityGroup parameter?

- A. Group1  
B. Group2  
C. Group3  
D. Group4  
E. Group5

**Answer: A**

**Explanation:**

### References:

<https://docs.microsoft.com/en-us/exchange/permissions/permissions?view=exchserver-2019>

**NEW QUESTION 33**

- (Exam Topic 1)

You have a Microsoft Exchange Server 2019 organization. You run the following commands.

New-Management-Scope -Name "VIP Mailboxes" -RecipientRoot "Contoso.com/ Executives"

```
-RecipientRestrictionFilter (RecipientType -eq "UserMailbox")
```

New-ManagementRoleAssignment –SecurityGroup "VIP Admins" –Role "Mail Recipients"

-CustomRecipientWriteScope "VIP Mailboxes"

You have a user named Admin1.

You need to ensure that Admin1 can manage the mailboxes of users in the Executives organizational unit (OU) only.

What should you do?

- A. Modify the membership of VIP Admins.
- B. Create a custom role group.
- C. Add Admin1 to the Recipient Management role group.
- D. Move Admin1 to the Executives OU.

**Answer: C**

**Explanation:**

References:

<https://social.technet.microsoft.com/Forums/exchange/en-US/b316a841-c39d-483a-ac8e-64d5904c42e6/howto-limit-recipient-management-rights-to-users-in-a-outbox-in-exchange-2010-sp1?forum=exchangesvradminlegacy>

**NEW QUESTION 38**

**NEW QUESTION**  
- (Exam Topic 1)

You have a Microsoft Exchange Server 2019 hybrid deployment.

From Exchange Management Shell on an on-premises Exchange server, you receive the output shown in the following exhibit.

```
[PS] C:\Windows\system32> Get-OrganizationRelationship | +1
```

```
DomainNames           : {litware.mail.onmicrosoft.com}
FreeBusyAccessEnabled  : True
FreeBusyAccessLevel    : LimitedDetails
FreeBusyAccessScope    : litware.com/Groups/Group1
MailboxMoveEnabled     : True
MailboxMoveDirection  : None
DeliveryReportEnabled  : True
MailTipsAccessEnabled  : True
MailTipsAccessLevel    : All
MailTipsAccessScope    :
PhotosEnabled         : True
TargetApplicationUri   : outlook.com
TargetSharingEpr       :
TargetOwaURL           : http://outlook.com/OWA/litware.com
TargetAutodiscoverEpr  : https://autodiscover-s.outlook.com/autodiscover/autodiscover.svc/WSecurity
OrganizationContact    :
Enabled               : True
ArchiveAccessEnabled   : True
```

Use the drop-down menus to select the answer choice that completes each statement based on the information presented in the graphic.  
NOTE: Each correct selection is worth one point.

Exchange Online mailbox users can view the free/busy information for [answer choice].

▼

all on-premises mailboxes

only on-premises mailboxes whose owners are members of Group1

only on-premises mailboxes whose owners are NOT members of Group1

Exchange Online mailbox users [answer choice] for on-premises mailboxes.

▼

cannot view free/busy information

can view free/busy information with time only

can view free/busy information with time, subject, and location

- A. Mastered
- B. Not Mastered

**Answer:** A

**Explanation:**

References:

https://docs.microsoft.com/en-us/powershell/module/exchange/sharing-and-collaboration/get-organizationrelatio https://support.microsoft.com/en-za/help/3079932/users-can-see-only-basic-free-busy-mailbox-information https://docs.microsoft.com/en-us/powershell/module/exchange/sharing-and-collaboration/New-OrganizationRel

**NEW QUESTION 41**

- (Exam Topic 1)

You have a Microsoft Exchange Server 2019 organization that uses a domain named contoso.com.

You need to ensure that when a new user mailbox is created, the email address of the mailbox uses the format shown in the following table.

First name	Last name	Email address
Pilar	Ackerman	acker.pil@contoso.com
Ben	Smith	smith.ben@contoso.com
David	Alexander	alex.a.dav@contoso.com

How should you complete the PowerShell script? To answer, select the appropriate options in the answer area.



NOTE: Each correct selection is worth one point.

	▼
New-EmailAddressPolicy	
Update-AdressList	
New-AddressList	
Update-EmailAddressPolicy	

-Name "Policy1" -IncludedRecipients MailboxUsers

-EnabledEmailAddressTemplates "SMTP:

	▼
%5s.%3g@contoso.com	
%5m.%3d@contoso.com	
%5d.%3m@contoso.com	
%5g.%3s@contoso.com	

- A. Mastered
- B. Not Mastered

**Answer:** A

**Explanation:**

References:

<https://docs.microsoft.com/en-us/exchange/email-addresses-and-address-books/email-address-policies/email-add>

**NEW QUESTION 42**

- (Exam Topic 1)

You have a Microsoft Exchange Server 2019 organization that contains the administrator accounts in the following table.

NAME	Member of role group
Admin1	Organization Management
Admin2	Server Management, ExecAdmins

From PowerShell, you receive the following output.

```
[PS] C:\>Get-ManagementScope "Executive Databases"

RecipientRoot      :
RecipientFilter    :
ServerFilter       :
DatabaseFilter     : Name -like 'ADMIN*'
TenantOrganizationFilter :
ScopeRestrictionType : DatabaseScope
Exclusive          : True
Name               : Executive Databases
Identity           : Executive Databases


[PS] C:\>Get-ManagementRoleAssignment "Databases-ExecAdmins"

User                  : litware.com/Users/ExecAdmins
AssignmentMethod      : Direct
Identity              : Databases-ExecAdmins
EffectiveUserName     : All Group Members
RoleAssigneeType      : SecurityGroup
RoleAssignee          : litware.com/Users/ExecAdmins
Role                  : Databases
RoleAssignmentDelegationType : Regular
CustomRecipientWriteScope :
CustomConfigWriteScope  : Executive Databases
RecipientReadScope     : Organization
CobfigReadScope        : OrganizationConfig
RecipientWriteScope     : Organization
ConfigWriteScope       : ExclusiveConfigScope
Enabled                : True
RoleAssigneeName       : ExecAdmins
```

For each following statements, select Yes if the statement is true. Otherwise, select No.  
NOTE: Each correct selection is worth one point.

Statements	Yes	No
Admin1 can dismount a database named ADMIN-DB1.	<input type="radio"/>	<input type="radio"/>
Admin2 can dismount a database named ADMIN-DB1.	<input type="radio"/>	<input type="radio"/>
Admin2 can dismount a database named MBX-DB1.	<input type="radio"/>	<input type="radio"/>

- A. Mastered
- B. Not Mastered

Answer: A

Explanation:

Statements	Yes	No
Admin1 can dismount a database named ADMIN-DB1.	<input checked="" type="radio"/>	<input type="radio"/>
Admin2 can dismount a database named ADMIN-DB1.	<input checked="" type="radio"/>	<input type="radio"/>
Admin2 can dismount a database named MBX-DB1.	<input type="radio"/>	<input checked="" type="radio"/>

#### NEW QUESTION 45

- (Exam Topic 1)

You have a Microsoft Exchange Server 2019 organization.

You need to prevent credit card information from being emailed outside of the organization. Users must be informed of any potential breaches before sending email.

What should you create?

- A. a journal rule
- B. a retention policy
- C. a retention tag
- D. a data loss prevention (DLP) policy

**Answer: D**

#### Explanation:

References:

<https://docs.microsoft.com/en-us/office365/securitycompliance/data-loss-prevention-policies>

#### NEW QUESTION 46

- (Exam Topic 1)

You have a Microsoft Exchange Server 2019 hybrid deployment. You have the on-premises mailboxes shown in the following table.

Name	Forwarding address
User1	User6
User2	None
User3	None
User4	None
User5	None
User6	None

You add the mailbox permissions shown in the following table.

Mailbox	Permission
User2	Send As for User4
User4	Full Access for User3
User6	Send on Behalf for User5

You plan to migrate the mailboxes to Exchange Online by using remote mailbox move requests. The mailboxes will be migrated according to the schedule shown in the following table.

Week	Mailbox
1	User1, User2, User3, User6
2	User4, User5

Mailboxes migrated the same week will have their mailbox move requests included in the same batch and will be cut over simultaneously.

For each of the following statements, select Yes if the statement is true. Otherwise, select No.

NOTE: Each correct selection is worth one point.

Statements	Yes	No
The mail forwarding settings of the User1 mailbox will be preserved automatically after the migration.	<input type="radio"/>	<input type="radio"/>
The permissions granted to the User4 mailbox for the User2 mailbox will be preserved automatically after the migration.	<input type="radio"/>	<input type="radio"/>
The permissions granted to the User3 mailbox for the User4 mailbox will be preserved automatically after the migration.	<input type="radio"/>	<input type="radio"/>

- A. Mastered
- B. Not Mastered

**Answer: A**

#### Explanation:

References:

<https://docs.microsoft.com/en-us/exchange/exchange-hybrid>

<https://practical365.com/exchange-online/configuring-exchange-hybrid-cross-forest-permissions/>

#### NEW QUESTION 51



- (Exam Topic 1)

You have a Microsoft 365 E5 subscription.

A user attempts to send an email message to an external recipient and receives the following error message: “Your message couldn’t be delivered because you weren’t recognized as a valid sender. The most common reason for this is that your email address is suspected of sending spam and it’s no longer allowed to send messages outside of your organization. Contact your mail admin for assistance. Remote Server returned ‘550

- A. Mastered
- B. Not Mastered

**Answer:** A

#### **NEW QUESTION 53**

.....

## Thank You for Trying Our Product

\* 100% Pass or Money Back

All our products come with a 90-day Money Back Guarantee.

\* One year free update

You can enjoy free update one year. 24x7 online support.

\* Trusted by Millions

We currently serve more than 30,000,000 customers.

\* Shop Securely

All transactions are protected by VeriSign!

### 100% Pass Your MS-201 Exam with Our Prep Materials Via below:

<https://www.certleader.com/MS-201-dumps.html>