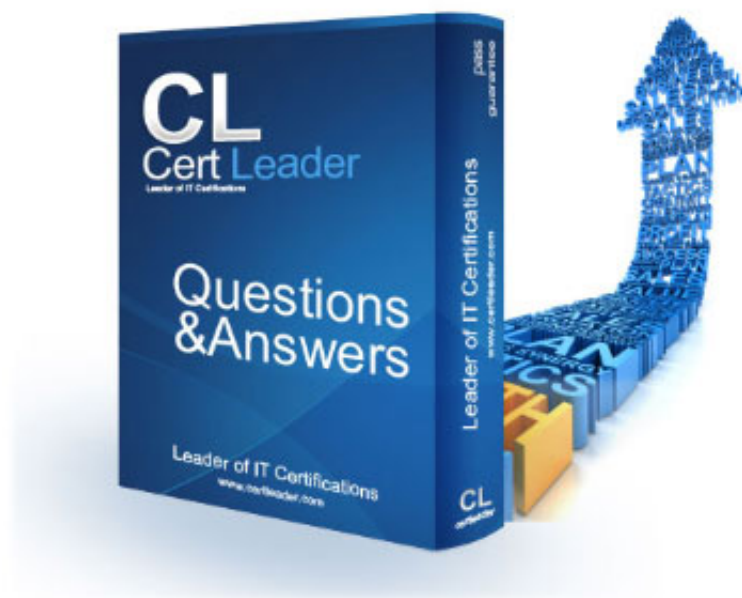


AZ-203 Dumps

Developing Solutions for Microsoft Azure

<https://www.certleader.com/AZ-203-dumps.html>



NEW QUESTION 1

Set the DataSource property of the SearchServiceClient Does the solution meet the goal?

- A. Yes
- B. No

Answer: D

Explanation:

2. Note: This question is part of a series of questions that present the same scenario. Each question in the series contains a unique solution that might meet the stated goals. Some question sets might have more than one correct solution, while others might not have a correct solution.

After you answer a question in this section, you will NOT be able to return to it. As a result, these questions will not appear in the review screen.

Margie's Travel is an international travel and bookings management service. The company is expanding into restaurant bookings. You are tasked with implementing Azure Search for the restaurants listed in their solution

You create the index in Azure Search.

You need to import the restaurant data into the Azure Search service by using the Azure Search NET SDK.

Solution:

1. Create a SearchIndexClient object to connect to the search index
2. Create an IndexBatch that contains the documents which must be added.
3. Call the DocumentsIndex method of the SearchIndexClient and pass the IndexBatch.

Does the solution meet the goal?

- A. Yes
- B. No

3. Note: This question is part of a series of questions that present the same scenario. Each question in the series contains a unique solution that might meet the stated goals. Some question sets might have more than one correct solution, while others might not have a correct solution.

After you answer a question in this section, you will NOT be able to return to it. As a result these questions will not appear in the review screen.

Margie's Travel is an international travel and bookings management service. The company is expanding into restaurant bookings. You are tasked with implementing Azure Search for the restaurants listed in their solution.

You create the index in Azure Search.

You need to import the restaurant data into the Azure Search service by using the Azure Search .NET SDK.

Solution:

1. Create a SearchIndexClient object to connect to the search index.
2. Create a DataContainer that contains the documents which must be added.
3. Create a DataSource instance and set its Container property to the DataContainer
- 4 Call the Documents.Suggest method of the SearchIndexClient and pass the DataSource.

Does the solution meet the goal?

- A. Yes
- B. No

4. You use Azure Table storage to store customer information for an application. The data contains customer details and is partitioned by last name. You need to create a query that returns all customers with the last name Smith. Which code segment should you use?

- A. TableQuery.GeneratePilterCondition("LastName", QueryComparisons.Equal, "Smith")
- B. TableQuery.GeneratefilterCondition("PartitionKey", QueryComparisons. Equal, "Smith")
- C. TableQue.GenerateFilterCondition("PartitionKey", Equals, "Smith")
- D. TableQuery. GenerateFilterCondition("LastName", Equals, "Smith")

NEW QUESTION 2

DRAG DROP

You are developing an ASP.NET Core Web API web service that uses Azure Application Insights to monitor performance and trade events

You need to enable logging and ensure that log messages can be correlated to events tracked by Application Insights.

How should you complete the code? To answer, drag the appropriate code segments to the correct locations. Each code segment may be used once, more than once, or not at alt. You may need to drag the split bar between panes or scroll to view content.

NOTE: Each correct selection is worth one point.

Code segments

- IncludeEventId
- ServerFeatures
- LoggerFilterOptions
- ApplicationServices
- ApplicationInsightsLoggerOptions
- TrackExceptionsAsExceptionTelemetry

Answer Area

```

public class Startup
{
    // ...
    public void ConfigureServices(IServiceCollection services)
    {
        services.AddOptions<code segment> >().
        Configure(o => o. <code segment> = true );
        services.AddMvc();
    }
    public void Configure(IApplicationBuilder app,
        IHostingEnvironment env, ILoggerFactory loggerFactory)
    {
        loggerFactory.AddApplicationInsights(app. <code segment> , LogLevel.Trace);
        app.UseMvc();
    }
}
    
```

- A. Mastered
- B. Not Mastered

Answer: A

Explanation:



NEW QUESTION 3

DRAG DROP

You are implementing an order processing system. A point of sale application publishes orders to topics in an Azure Service Bus queue. The label property for the topic includes the following data:

Property	Description
ShipLocation	the country/region where the order will be shipped
CorrelationId	a priority value for the order
Quantity	a user-defined field that stores the quantity of items in an order
AuditedAt	a user-defined field that records the date an order is audited

The system has the following requirements for subscriptions:

Subscription type	Comments
FutureOrders	This subscription is reserved for future use and must not receive any orders.
HighPriorityOrders	Handle all high priority orders and International orders.
InternationalOrders	Handle orders where the country/region is not United States.
HighQuantityOrders	Handle only orders with quantities greater than 100 units.
AllOrders	This subscription is used for auditing purposes. This subscription must receive every single order. AllOrders has an Action defined that updates the AuditedAt property to include the date and time it was received by the subscription.

You need to implement filtering and maximize throughput while evaluating filters. Which filter types should you implement? To answer, drag the appropriate filter types to the correct subscriptions. Each filter type may be used once, more than once, or not at all. You may need to drag the split bar between panes or scroll to view content.

NOTE: Each correct selection is worth one point.

Filter types

SQLFilter

CorrelationFilter

No Filter

Answer Area

Subscription	Filter type
FutureOrders	
HighPriorityOrders	
InternationalOrders	
HighQuantityOrders	
AllOrders	

- A. Mastered
- B. Not Mastered

Answer: A

Explanation:

FutureOrders: SQLFilter

HighPriorityOrders: CorrelationFilter CorrelationID only InternationalOrders: SQLFilter

Country NOT USA requires an SQL Filter HighQuantityOrders: SQLFilter

Need to use relational operators so an SQL Filter is needed. AllOrders: No Filter

SQL Filter: SQL Filters - A SqlFilter holds a SQL-like conditional expression that is evaluated in the broker against the arriving messages' user-defined properties and system properties. All system properties must be prefixed with sys. in the conditional expression. The SQL-language subset for filter conditions tests for the existence of properties (EXISTS), as well as for null-values (IS NULL), logical NOT/AND/OR, relational operators, simple numeric arithmetic, and simple text pattern matching with LIKE.

Correlation Filters - A CorrelationFilter holds a set of conditions that are matched against one or more of an arriving message's user and system properties. A common use is to match against the CorrelationId property, but the application can also choose to match against ContentType, Label, MessageId, ReplyTo, ReplyToSessionId, SessionId, To, and any user-defined properties. A match exists when an arriving message's value for a property is equal to the value specified in the correlation filter. For string expressions, the comparison is case-sensitive. When specifying multiple match properties, the filter combines them as a logical AND condition, meaning for the filter to match, all conditions must match.

Boolean filters - The TrueFilter and FalseFilter either cause all arriving messages (true) or none of the arriving messages (false) to be selected for the subscription.

References:

<https://docs.microsoft.com/en-us/azure/service-bus-messaging/topic-filters>

NEW QUESTION 4

You are creating a hazard notification system that has a single signaling server which triggers audio and visual alarms to start and stop.

You implement Azure Service Bus to publish alarms. Each alarm controller uses Azure Service Bus to receive alarm signals as part of a transaction. Alarm events must be recorded for audit purposes. Each transaction record must include information about the alarm type that was activated.

You need to implement a reply trail auditing solution.

Which two actions should you perform? Each correct answer presents part of the solution.

NOTE: Each correct selection is worth one point.

- A. Assign the value of the hazard message SessionID property to the SequenceNumber property.
- B. Assign the value of the hazard message SequenceNumber property to the DeliveryCount property.
- C. Assign the value of the hazard message MessageId property to the DeliveryCount property.
- D. Assign the value of the hazard message SessionID property to the ReplyToSessionId property.
- E. Assign the value of the hazard message MessageId property to the SequenceNumber property.
- F. Assign the value of the hazard message MessageId property to the CorrelationId property.

Answer: AB

NEW QUESTION 5

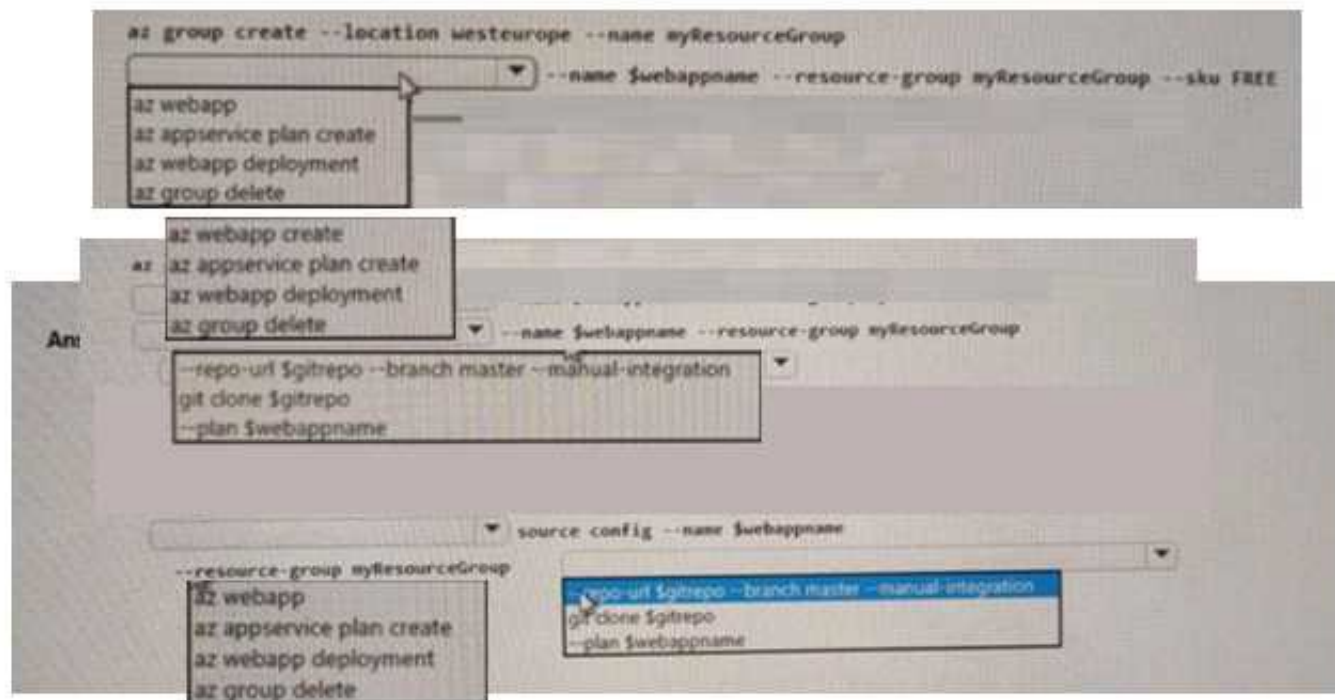
HOTSPOT

You are creating a CU script that creates an Azure web app and related services in Azure App Service. The web app uses the following variables:

Variable name	Value
\$gitrepo	https://github.com/Contos/webapp
\$webappname	Webapp1103

You need to automatically deploy code from GitHub to the newly created web app. How should you complete the script? To answer, select the appropriate options in the answer area.

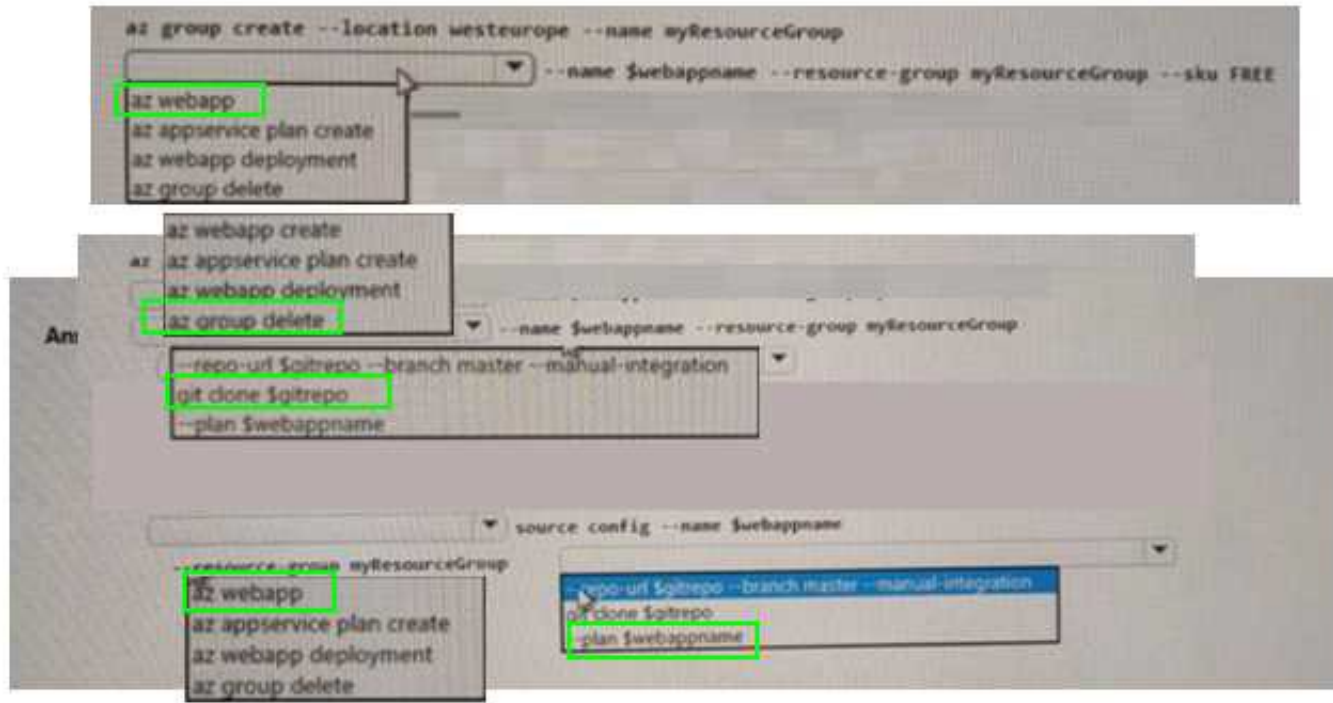
NOTE: Each correct selection is worth one point.



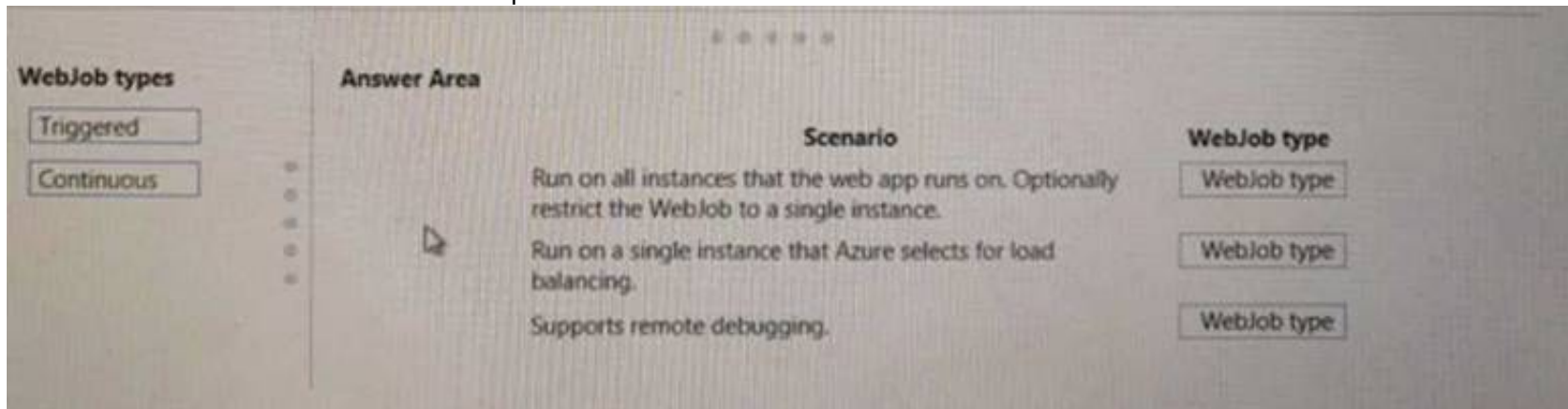
- A. Mastered
- B. Not Mastered

Answer: A

Explanation:



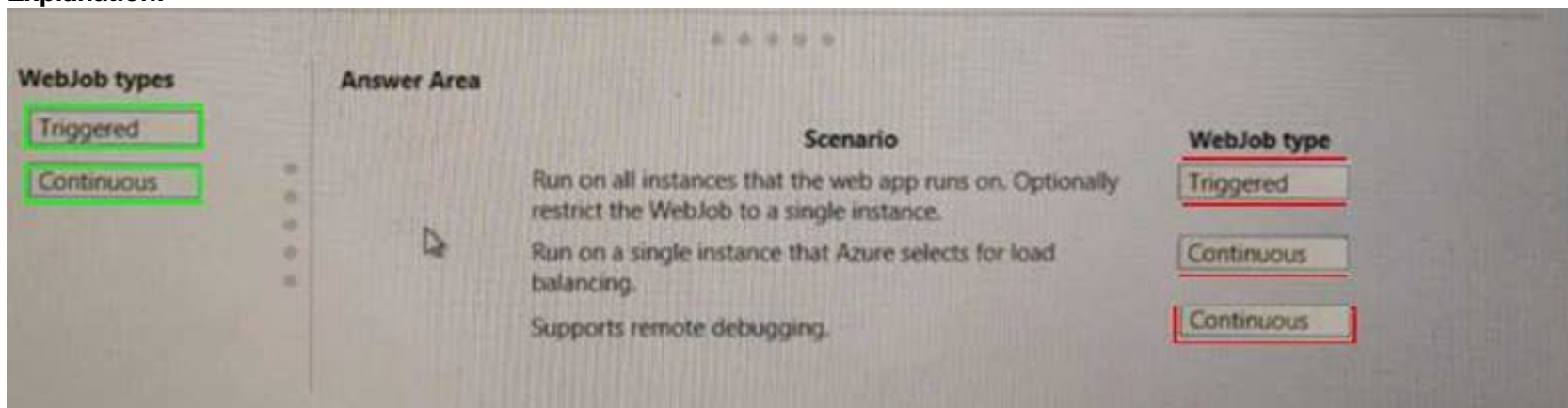
NOTE: Each correct selection s worth one point.



- A. Mastered
B. Not Mastered

Answer: A

Explanation:



NOTE: Each correct selection is worth one point.

- A. New-AzureRmRoleAssignment
B. az role assignment create
C. az role definition create
D. New-AzureRmRoleDefinition

Answer: C

HOTSPOT

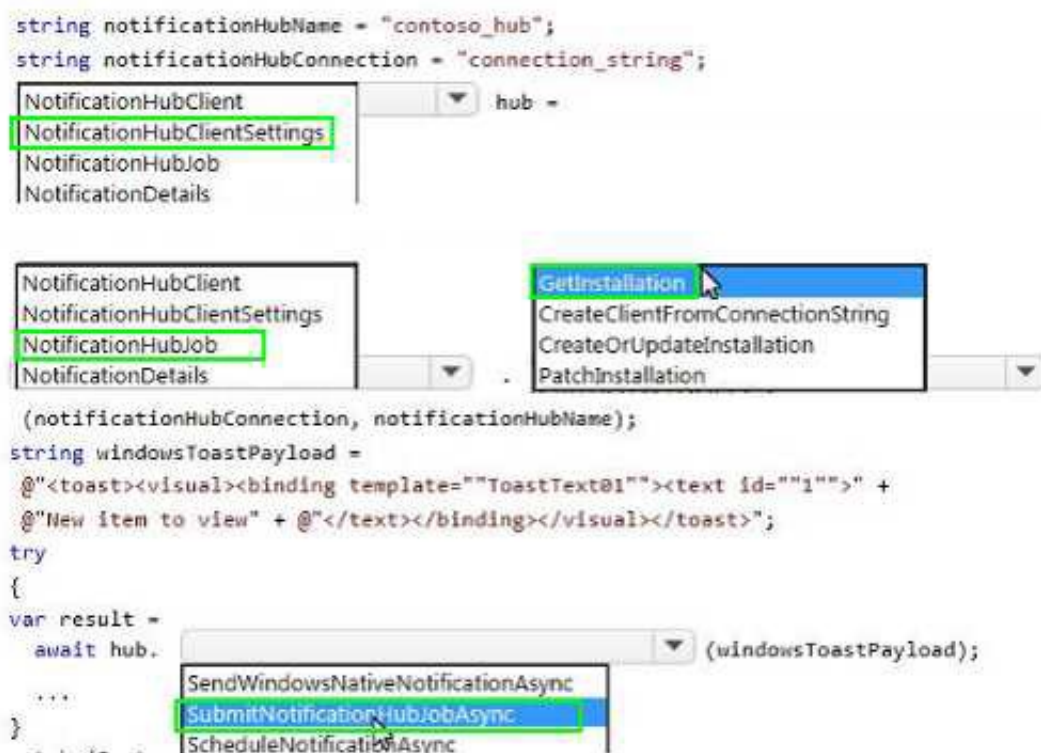
You develop a news and blog content delivery app for Windows devices.
A notification must arrive on a user's device when there is a new article available for them to view.
You need to implement push notifications.
How should you complete the code segment? To answer, select the appropriate options in the answer area.
NOTE: Each correct selection is worth one point.



- A. Mastered
- B. Not Mastered

Answer: A

Explanation:



NEW QUESTION 9

HOTSPOT

You are working for a company that designs mobile applications. They maintain a server where player records are assigned to their different games. The tracking system is new and in development.

The application uses Entity Framework to connect to an Azure Database. The database holds a Player table and Game table.

When adding a player, the code should insert a new player record, and add a relationship between an existing game record and the new player record.

The application will call CreatePlayerWithGame with the correct gameId and the playerId to start the process. (Line numbers are included for reference only.)

```

01. namespace ContosoCraft
02. {
03.     public class PlayerDbContext : DbContext
04.     {
05.         public PlayerDbContext() : base ("name=dbConnString" ) { }
06.         public DbSet<Player> Players { get ; set ; }
07.         public DbSet<Game> Games { get ; set ; }
08.         protected override void OnModelCreating(DbModelBuilder modelBuilder)
09.         {
10.             modelBuilder.Entity<Player>().HasMany(x => x.Games).WithMany(x => x.Players);
11.         }
12.     }
13.     internal sealed class dbConfiguration : DbMigrationsConfiguration<PlayerDbContext>
14.     {
15.         public dbConfiguration() { AutomaticMigrationsEnabled = true ; }
16.     }
17.     public class app
18.     {
19.         public void CreatePlayerWithGame(int playerId, int gameId) => AddPlayer(playerId, GetGame(gameId));
20.         public Game GetGame(int gameId)
21.         {
22.             using (var db = new PlayerDbContext())
23.             {
24.                 return db.Games.FirstOrDefault(x => x.GameId == gameId);
25.             }
26.         }
27.         public Player AddPlayer(int playerId, Game game)
28.         {
29.             using (var db = new PlayerDbContext())
30.             {
31.                 var player = new Player
32.                 {
33.                     PlayerId = playerId,
34.                     Games = new List<Game> { game },
35.                 };
36.                 db.Players.Add(player);
37.                 db.SaveChanges();
38.                 return player;
39.             }
40.         }
41.         public class Player
42.         {
43.             public int PlayerId { get ; set; }
44.             public string PlayerName { get ; set; }
45.             public virtual List<Game> Games { get ; set; }
46.         }
47.         public class Game
48.         {
49.             public int GameId { get ; set; }
50.             public string Title { get ; set; }
51.             public string Platform { get ; set; }
52.             public virtual List<Player> Players { get ; set; }
53.         }
54.     }

```

For each of the following statements, select Yes if the statement is true. Otherwise, select No. NOTE: Each correct selection is worth one point

Answer Area

	Yes	No
The code will successfully insert a player record.	<input type="radio"/>	<input type="radio"/>
The code has a bug and will insert an additional copy of the Game record with a new Id.	<input type="radio"/>	<input type="radio"/>
The code has a bug and will insert the wrong gameId value.	<input type="radio"/>	<input type="radio"/>

- A. Mastered
B. Not Mastered

Answer: A

Explanation:

Answer Area

	Yes	No
The code will successfully insert a player record.	<input checked="" type="radio"/>	<input type="radio"/>
The code has a bug and will insert an additional copy of the Game record with a new Id.	<input type="radio"/>	<input checked="" type="radio"/>
The code has a bug and will insert the wrong gameId value.	<input type="radio"/>	<input checked="" type="radio"/>

NEW QUESTION 10

HOTSPOT

A company develops a series of mobile games. All games use a single leaderboard service. You have the following requirements:

- Code should be scalable and allow for growth.
- Each record must consist of a playerId, gameId, score, and time played.
- When users reach a new high score, the system will save the new score using the SaveScore function below.
- Each game is assigned an Id based on the series title.

You have the following code. (Line numbers are included for reference only.)

```
01 public void SaveScore(string gameId, string playerId, int score, long timePlayed)
02 {
03     CloudStorageAccount storageAccount = CloudStorageAccount.Parse(connectionString);
04     CloudTableClient tableClient = storageAccount.CreateCloudTableClient();
05     CloudTable table = tableClient.GetTableReference("scoreTable");
06     table.CreateIfNotExists();
09     table.Execute(insertOperation);
10 }
11 public class PlayerScore : TableEntity
12 {
13     public PlayerScore(string gameId, string playerId, int score, long timePlayed)
14     {
15         this.PartitionKey = gameId;
16         this.RowKey = playerId;
17         Score = score;
18         TimePlayed = timePlayed;
19     }
20     public int Score { get; set; }
21     public long TimePlayed { get; set; }
22 }
```

You store customer information in an Azure Cosmos database. The following data already exists in the database:

PartitionKey	RowKey	Email
Harp	Walter	wharp@contoso.com
Smith	Steve	ssmith@contoso.com
Smith	Jeff	jsmith@contoso.com

```
01 CloudTableClient tableClient = account.CreateCloudTableClient();
02 CloudTable table = tableClient.GetTableReference("people");
03 TableQuery<CustomerEntity> query = new TableQuery<CustomerEntity>()
04     .Where(TableQuery.CombineFilters(
05         TableQuery.GenerateFilterCondition(PartitionKey, QueryComparisons.Equal, "Smith"),
06         TableOperators.And, TableQuery.GenerateFilterCondition(Email, QueryComparisons.Equal, "ssmith@contoso.com")
07     ));
08 await table.ExecuteQuerySegmentedAsync<CustomerEntity>(query, null);
```

For each of the following statements, select Yes if the statement is true. Otherwise, select No.

NOTE: Each correct selection is worth one point

Answer Area

	Yes	No
The code will work with Cosmos DB.	<input type="radio"/>	<input type="radio"/>
The save score function will update and replace a record if one already exists with the same playerId and gameId.	<input type="radio"/>	<input type="radio"/>
The data for the game will be automatically partitioned.	<input type="radio"/>	<input type="radio"/>

- A. Mastered
B. Not Mastered

Answer: A

Explanation:

Answer Area

● ● ● ● ●

	Yes	No
The code will work with Cosmos DB.	<input type="radio"/>	<input checked="" type="radio"/>
The save score function will update and replace a record if one already exists with the same playerId and gameId.	<input checked="" type="radio"/>	<input type="radio"/>
The data for the game will be automatically partitioned.	<input checked="" type="radio"/>	<input type="radio"/>

NEW QUESTION 10

HOTSPOT

You have an app that stores player scores for an online game. The app stores data in Azure tables using a class named PlayerScore as the table entity. The table is populated with 100,000 records.

You are reviewing the following section of code that is intended to retrieve 20 records where the player score exceeds 15,000. (Line numbers are included for reference only.)

```
1 public void GetScore(string playerId, int score, string gameName)
2 {
3     TableQuery<DynamicTableEntity> query = new TableQuery<DynamicTableEntity>().Select(new string[] { "Score" })
        .Where(TableQuery.GenerateFilterConditionForInt("Score", QueryComparisons.GreaterThanOrEqual, 15000)).Take(20);
4     EntityResolver<KeyValuePair<string, int?>> resolver =
        (partitionKey, rowKey, ts, props, etag) => new KeyValuePair<string, int?>(rowKey, props["Score"].Int32Value);
5     foreach (var scoreItem in scoreTable.ExecuteQuery(query, resolver, null, null))
6     {
7         Console.WriteLine($"{scoreItem.Key} {scoreItem.Value}");
8     }
9
10 public class PlayerScore : TableEntity
11 {
12     public PlayerScore(string gameId, string playerId, int score, long timePlayed)
13     {
14         PartitionKey = gameId;
15         RowKey = playerId;
16         Score = score;
17         TimePlayed = timePlayed;
18     }
19     public int Score { get; set; }
20     public long TimePlayed { get; set; }
21 }
```

For each of the following statements, select Yes if the statement is true. Otherwise, select No.

NOTE: Each correct selection is worth one point

Answer Area

	Yes	No
The code queries the Azure table and retrieves the TimePlayed property from the table.	<input type="radio"/>	<input type="radio"/>
The code will display a maximum of twenty records.	<input type="radio"/>	<input type="radio"/>
All records will be sent to the client. The client will display records for scores greater than or equal to 15,000.	<input type="radio"/>	<input type="radio"/>

- A. Mastered
- B. Not Mastered

Answer: A

Explanation:

Answer Area

	Yes	No
The code will work with Cosmos DB.	<input type="radio"/>	<input checked="" type="radio"/>
The save score function will update and replace a record if one already exists with the same playerId and gameId.	<input checked="" type="radio"/>	<input type="radio"/>
The data for the game will be automatically partitioned.	<input checked="" type="radio"/>	<input type="radio"/>

NEW QUESTION 11

DRAG DROP

You develop a gateway solution for a public facing news API.
The news API back end is implemented as a RESTful service and hosted in an Azure App Service instance.
You need to configure back-end authentication for the API Management service instance.
Which target and gateway credential type should you use? To answer, drag the appropriate values to the correct parameters. Each value may be used once, more than once, or not at all. You may need to drag the split bar between panes or scroll to view content.
NOTE: Each correct selection is worth one point.

	Configuration parameter	Value
Azure Resource	Target	value
HTTP(s) endpoint	Gateway credentials	value
Basic		
Client cert		

- A. Mastered
- B. Not Mastered

Answer: A

Explanation:

	Configuration parameter	Value
Azure Resource	Target	Azure Resource
HTTP(s) endpoint	Gateway credentials	HTTP(s) endpoint
Basic		
Client cert		

NEW QUESTION 12

HOTSPOT

A company is developing a gaming platform. Users can join teams to play online and see leaderboards that include player statistics. The solution includes an entity named Team.
You plan to implement an Azure Redis Cache instance to improve the efficiency of data operations for entities that rarely change.
You need to invalidate the cache when team data is changed.
How should you complete the code? To answer, select the appropriate options in the answer area.
NOTE: Each correct selection is worth one point.

Answer Area

```
void ClearCachedTeams()
{
    [dropdown]
    [dropdown]
    [dropdown]
    cache.KeyDelete("teams");
    cache.StringSet("teams", "");
    cache.ValueDelete("teams");
    cache.StringGet("teams", "");
}
```

- A. Mastered
- B. Not Mastered

Answer: A

Explanation:

Answer Area

```
void ClearCachedTeams()
{
    
    
    
    cache.KeyDelete("teams");
    cache.StringSet("teams", "");
    cache.ValueDelete("teams");
    cache.StringGet("teams", "");
}
```

NEW QUESTION 15

You need to meet the security requirements for the E-Commerce Web App. Which two steps should you take? Each correct answer presents part of the solution.
NOTE: Each correct selection is worth one point.

- A. Create an Azure AD service principal.
- B. Enable Managed Service Identity (MSI) on the E-Commerce Web App.
- C. Add a policy to the Azure Key Vault to grant access to the E-Commerce Web App.
- D. Update the E-Commerce Web App with the service principal's client secret.

Answer: D

NEW QUESTION 17

You need to provision and deploy the order workflow.
Which three components should you include? Each correct answer presents part of the solution.
NOTE: Each correct selection is worth one point

- A. Workflow definition
- B. Connections
- C. Resources
- D. Functions
- E. On-premises Data Gateway

Answer: CDE

NEW QUESTION 19

Note: This question is part of a series of questions that present the same scenario. Each question in the series contains a unique solution. Determine whether the solution meets the stated goals.

You need to meet the LabelMaker application security requirement.

Solution: Place the Azure Active Directory account into an Azure AD group. Create a ClusterRoleBinding and assign it to the group.

Does the solution meet the goal?

- A. Yes
- B. No

Answer: A

Explanation:

Scenario: The LabelMaker applications must be secured by using an AAD account that has full access to all namespaces of the Azure Kubernetes Service (AKS) cluster.

Permissions can be granted within a namespace with a RoleBinding, or cluster-wide with a ClusterRoleBinding.

References:

<https://kubernetes.io/docs/reference/access-authn-authz/rbac/>

NEW QUESTION 22

Note: This question is part of a series of questions that present the same scenario. Each question in the series contains a unique solution. Determine whether the solution meets the stated goals.

You need to meet the LabelMaker application security requirement.

Solution: Create a Microsoft Azure Active Directory service principal and assign it to the Azure Kubernetes Service (AKS) cluster.

Does the solution meet the goal?

- A. Yes
- B. No

Answer: A

NEW QUESTION 26

HOTSPOT

You need to meet the security requirements for external partners. Which Azure Active Directory features should you use?
To answer, select the appropriate options in the answer area. NOTE: Each correct selection is worth one point.

Answer Area

Requirement	Option
Authentication	<div>B2C</div> <div>B2B</div> <div>Self-service signup</div> <div>Organizational Units (OU)</div>
Login Auditing	<div>Access review</div> <div>Risky sign-ins report</div> <div>Identity Protection</div> <div>Privileged Identity Management</div>

- A. Mastered
- B. Not Mastered

Answer: A

Explanation:

Answer Area

Requirement	Option
Authentication	<div>B2C</div> <div>B2B</div> <div>Self-service signup</div> <div>Organizational Units (OU)</div>
Login Auditing	<div>Access review</div> <div>Risky sign-ins report</div> <div>Identity Protection</div> <div>Privileged Identity Management</div>

NEW QUESTION 29

You need to implement the e-commerce checkout API.
Which three actions should you perform? Each correct answer presents part of the solution.
NOTE: Each correct selection is worth one point.

- A. In the Azure Function App, enable Manger Service Identity (MSI).
- B. Set the function template's Mode property to Webhook and the Webhook type property to Generic JSON
- C. Set the function template's Mode property to Webhook and the Webhook type property to GitHub.
- D. Create an Azure Function using the HTTP POST function template.
- E. In the Azure Function App, enable Cross-Origin Resource Sharing (CORS) with all origins permitted.
- F. Create an Azure Function using the Generic webhook function template.

Answer: CDF

Explanation:

Case Study: 2
Litware Inc
Overview

This is a case study. Case studies are not timed separately. You can use as much exam time as you would like to complete each case. However, there may be additional case studies and sections on this exam. You must manage your time to ensure that you are able to complete all questions included on this exam in the time provided.

To answer the questions included in a case study, you will need to reference infonnation that is provided in the case study. Case studies might contain exhibits and other resources that provide more information about the scenario that is described in the case study. Each question is independent of the other questions in this case study.

At the end of this case study, a review screen will appear. This screen allows you to review your answers and to make changes before you move to the next section of the exam. After you begin a new section, you cannot return to this section.

To start the case study

To display the first question in this case study, click the Next button. Use the buttons in the left pane to explore the content of the case study before you answer the questions. Clicking these buttons displays information such as business requirements, existing environment, and problem statements. If the case study has an All Information tab, note that the information displayed is identical to the information displayed on the subsequent tabs. When you are ready to answer a question, click the Question button to return to the question.

Overview Background

You are a developer for Litware Inc., a SaaS company that provides a solution for managing employee expenses. The solution consists of an ASP.NET Core Web API project that is deployed as an Azure Web App.

Overall architecture

Employees upload receipts for the system to process. When processing is complete, the employee receives a summary report email that details the processing results. Employees then use a web application to manage their receipts and perform any additional tasks needed for reimbursement.

Receipt processing

Employees may upload receipts in two ways:

- Uploading using an Azure Files mounted folder
- Uploading using the web application Data Storage

Receipt and employee information is stored in an Azure SQL database.

Documentation

Employees are provided with a getting started document when they first use the solution. The documentation includes details on supported operating systems for Azure File upload, and instructions on how to configure the mounted folder.

Solution details Users table

Column	Description
UserId	unique identifier for an employee
ExpenseAccount	employee's expense account number in the format 1234-123-1234
AllowedAmount	limit of allowed expenses before approval is needed
SupervisorId	unique identifier for employee's supervisor
SecurityPin	value used to validate user identity

Web Application

You enable MSI for the Web App and configure the Web App to use the security principal name,

Processing

Processing is performed by an Azure Function that uses version 2 of the Azure Function runtime. Once processing is completed, results are stored in Azure Blob Storage and an Azure SQL database. Then, an email summary is sent to the user with a link to the processing report. The link to the report must remain valid if the email is forwarded to another user.

Requirements Receipt processing

Concurrent processing of a receipt must be prevented.

Logging

Azure Application Insights is used for telemetry and logging in both the processor and the web application. The processor also has Trace Writer logging enabled.

Application Insights must always contain all log messages.

Disaster recovery

Regional outage must not impact application availability. All DR operations must not be dependent on application running and must ensure that data in the DR region is up to date.

Security

Users' SecurityPin must be stored in such a way that access to the database does not allow the viewing of SecurityPins. The web application is the only system that should have access to SecurityPins.

All certificates and secrets used to secure data must be stored in Azure Key Vault. You must adhere to the Least Privilege Principal.

All access to Azure Storage and Azure SQL database must use the application's Managed Service Identity (MSI).

Receipt data must always be encrypted at rest. All data must be protected in transit,

User's expense account number must be visible only to logged-in users. All other views of the expense account number should include only the last segment, with the remaining parts obscured.

In the case of a security breach, access to all summary reports must be revoked without impacting other parts of the system.

Issues

Upload format issue

Employees occasionally report an issue with uploading a receipt using the web application. They report that when they upload a receipt using the Azure File Share, the receipt does not appear in their profile. When this occurs, they delete the file in the file share and use the web application, which returns a 500 Internal Server error page.

Capacity issue

During busy periods, employees report long delays between the time they upload the receipt and when it appears in the web application.

Log capacity issue

Developers report that the number of log messages in the trace output for the processor is too high, resulting in lost log messages-

Application code Processing.cs

Processing.cs

```
PC01 public static class Processing
PC02 {
PC03     public static class Function
PC04     {
PC05         [FunctionName ("IssueWork")]
PC06         public static async Task Run ([TimerTrigger("0 */5 * * * *")] TimerInfo timer, ILogger log)
PC07         {
PC08             var container = await GetCloudBlobContainer();
PC09             foreach (var fileItem in await ListFiles())
PC10             {
PC11                 var file = new CloudFile (fileItem.StorageUri.PrimaryUri);
PC12                 var ms = new MemoryStream();
PC13                 await file.DownloadToStreamAsync(ms);
PC14                 var blob = container.GetBlockBlobReference (fileItem.Uri.ToString());
PC15                 await blob.UploadFromStreamAsync(ms);
PC16             }
PC17         }
PC18     }
PC19     private static CloudBlockBlob GetDRBlob (CloudBlockBlob sourceBlob)
PC20     {
PC21         . . .
PC22     }
PC23     private static async Task<CloudBlobContainer> GetCloudBlobContainer()
PC24     {
PC25         var cloudBlobClient = new CloudBlobClient (new Uri(" . . ."), await GetCredentials());
PC26
PC27         await cloudBlobClient.GetRootContainerReference().CreatIfNotExistAsync();
PC28         return cloudBlobClient.GetRootContainerReference();
PC29     }
PC30     private static async Task<StorageCredentials> GetCredentials()
PC31     {
PC32         . . .
PC33     }
PC34     private static async Task<List<IListFileItem>> ListFiles()
PC35     {
PC36         . . .
PC37     }
PC37     private KeyVaultClient _keyVaultClient = new KeyVaultClient(" . . .");
PC38 }
PC39 }
```

Database.cs

```
DB01 public class Database
DB02 {
DB03     private string ConnectionString =
DB04
DB05     public async Task<object> LoadUserDetails(string userId)
DB06     {
DB07
DB08     return await policy.ExecuteAsync (async () =>
DB09     {
DB10         using (var connection = new SqlConnection (ConnectionString))
DB11         {
DB12             await connection.OpenAsync();
DB13             using (var command = new SqlCommand("_", connection))
DB14             using (var reader = command.ExecuteReader())
DB15             {
DB16                 -
DB17             }
DB18         }
DB19     }
DB20 }
DB21 }
```

ReceiptUploader.cs


```

RU01 public class ReceiptUploader
RU02 {
RU03     public async Task UploadFile(string file, byte[ ] binary)
RU04     {
RU05         var httpClient = new HttpClient();
RU06         var response = await httpClient.PutAsync( "...", new ByteArrayContent(binary));
RU07         while (ShouldRetry (response))
RU08         {
RU09             response = await httpClient.PutAsync ( "...", new ByteArrayContent(binary));
RU10         }
RU11     }
RU12 private bool ShouldRetry(HttpResponseMessage response)
RU13 {
RU14
RU15 }
RU16 }

```

ConfigureSSE.ps1

```

CS01 $storageAccount = Get-AzureRmStorageAccount -ResourceGroupName "... " -AccountName "... "
CS02 $keyVault = Get-AzureRmKeyVault -VaultName "... "
CS03 $key = Get-AzureKeyVaultKey -VaultName $keyVault.VaultName -Name "... "
CS04 Set-AzureRmKeyVaultAccessPolicy'
CS05 -VaultName $keyVault.VaultName'
CS06 -ObjectId $storageAccount.Identity.PrincipalId'
CS07
CS08
CS09 Set-AzureRmStorageAccount"
CS10 -ResourceGroupName $storageAccount.ResourceGroupName'
CS11 -AccountName $storageAccount.StorageAccountName'
CS12 -EnableEncryptionService File '
CS13 -KeyvaultEncryption'
CS14 -KeyName $key.Name
CS15 -KeyVersion $key.Version'
CS16 -KeyVaultUri $keyVault.VaultUri

```

NEW QUESTION 34

Note: This question is part of a series of questions that present the same scenario. Each question in the series contains a unique solution that might meet the stated goals. Some question sets might have more than one correct solution, while others might not have a correct solution.

After you answer a question in this section, you will NOT be able to return to it. As a result these questions will not appear in the review screen.

You need to ensure that the SecurityPin security requirements are met.

Solution: Enable Always Encrypted for the SecurityPin column using a certificate contained in Azure Key Vault and grant the WebAppIdentity service principal access to the certificate.

Does the solution meet the goal?

- A. Yes
- B. No

Answer: A

NEW QUESTION 38

DRAG DROP

You need to ensure disaster recovery requirements are met. What code should you add at line PC16?

To answer, drag the appropriate code fragments to the correct locations. Each code fragment may be used once, more than once, or not at all. You may need to drag the split bar between panes or scroll to view content.

NOTE: Each correct selection is worth one point.

Values

true
false
SingleTransferContext
DirectoryTransferContext
ShouldTransferCallbackAsync
ShouldOverwriteCallbackAsync

Answer Area

```

var copyOptions = new CopyOptions { };
var context = new Value (source, destinati
context: Value (source, destination) => Task.From
await TransferManager.CopyAsync(blob, GetDRBlob(blob), isServiceCopy:
, context: context, options:copyOptions);copyOptions, context);

```

- A. Mastered
- B. Not Mastered

Answer: A

Explanation:

Values

Answer Area

```
var copyOptions = new CopyOptions { };  
var context = new true (source, destination)  
context.SingleTransferContext (source, destination) => Task.From  
await TransferManager.CopyAsync(blob, GetDRBlob(blob), isServiceCopy:  
, context: context, options:copyOptions);copyOptions, context);
```

NEW QUESTION 42

Note: This question is part of a series of questions that present the same scenario. Each question in the series contains a unique solution that might meet the stated goals. Some question sets might have more than one correct solution, while others might not have a correct solution. After you answer a question in this section, you will NOT be able to return to it. As a result, these questions will not appear in the review screen. You need to ensure that authentication events are triggered and processed according to the policy. Solution: Create a new Azure Event Grid subscription for all authentication that delivers messages to an Azure Event Hub. Use the subscription to process signout events. Does the solution meet the goal?

- A. Yes
- B. No

Answer: B

NEW QUESTION 43

HOTSPOT
You need to tool code at line LE03 of Login Event to ensure that all authentication events are processed correctly. How should you complete the code? To answer, select the appropriate options in the answer area.
NOTE: Each correct selection is worth one point.

public string

public string

public string

id
eventType
dataVersion
metadataVersion

{ get; set; }

{ get; set; }

id
eventType
dataVersion
metadataVersion

{ get; set; }

{ get; set; }

id
eventType
dataVersion
metadataVersion

{ get; set; }

- A. Mastered
- B. Not Mastered

Answer: A

Explanation:



NEW QUESTION 45

You need to resolve a notification latency issue.
Which two actions should you perform? Each correct answer presents part of the solution.
NOTE: Each correct selection is worth one point

- A. Ensure that the Azure Function is using an App Service plan.
- B. Set Always On to false
- C. Ensure that the Azure Function is set to use a consumption plan.
- D. Set Always On to true.

Answer: AD

Explanation:

Azure Functions can run on either a Consumption Plan or a dedicated App Service Plan. If you run in a dedicated mode, you need to turn on the Always On setting for your Function App to run properly. The Function runtime will go idle after a few minutes of inactivity, so only HTTP triggers will actually "wake up" your functions. This is similar to how WebJobs must have Always On enabled.
Scenario: Notification latency: Users report that anomaly detection emails can sometimes arrive several minutes after an anomaly is detected.
Anomaly detection service: You have an anomaly detection service that analyzes log information for anomalies. It is implemented as an Azure Machine Learning model. The model is deployed as a web service.
If an anomaly is detected, an Azure Function that emails administrators is called by using an HTTP WebHook.
References:
<https://github.com/Azure/Azure-Functions/wiki/Enable-Always-On-when-running-on-dedicated-App-Service-Plan>

NEW QUESTION 48

DRAG DROP
You need to add code at line EG15 in EventGridController.cs to ensure that the Log policy applies to all services.
How should you complete the code? To answer, drag the appropriate code segments to the correct locations. Each code segment may be used once, more than once, or not at all. You may need to drag the split bar between panes or scroll to view content.
NOTE: Each correct selection is worth one point.

Code segments	Answer Area
topic	if (
status	@event["data"] [" " "].ToString() == " " "
eventType	&&
Succeeded	@event["data"] [" " "].ToString() == "Microsoft.Web/sites/write"
operationName)
resourceProvider	

- A. Mastered
- B. Not Mastered

Answer: A

Explanation:

Box 1: Status
Box 2: Succeeded
Box 3: operationName
Scenario: Policy service
You develop and deploy a stateful ASP.NET Core 2.1 web application named Policy service to an Azure App Service Web App. The application reacts to events from Azure Event Grid and performs policy actions based on those events.
The application must include the Event Grid Event ID field in all Application Insights telemetry.

NEW QUESTION 51

You need to ensure that the solution can meet the scaling requirements for Policy Service. Which Azure Application Insights data model should you use?

- A. an Application Insights metric
- B. an Application Insights dependency
- C. an Application Insights trace
- D. an Application Insights event

Answer: D

NEW QUESTION 54

Note: This question is part of a series of questions that present the same scenario. Each question in the series contains a unique solution.

Determine whether the solution meets the stated goals. You need to meet the vendor notification requirement.

Solution: Create and apply a custom outbound Azure API Management policy. Does the solution meet the goal?

- A. Yes
- B. No

Answer: A

Explanation:

Scenario:

If a vendor is nearing the number of calls or bandwidth limit, the API must trigger email notifications to the vendor.

(API usage must not exceed 5,000 calls and 50,000 kilobytes of bandwidth per hour per vendor.)

In Azure API Management (APIM), policies are a powerful capability of the system that allow the publisher to change the behavior of the API through configuration.

Policies are a collection of Statements that are executed sequentially on the request or response of an API. Popular Statements include format conversion from XML to JSON and call rate limiting to restrict the amount of incoming calls from a developer. Many more policies are available out of the box.

References:

<https://docs.microsoft.com/en-us/azure/api-management/api-management-howto-policies>

NEW QUESTION 56

.....

Thank You for Trying Our Product

* 100% Pass or Money Back

All our products come with a 90-day Money Back Guarantee.

* One year free update

You can enjoy free update one year. 24x7 online support.

* Trusted by Millions

We currently serve more than 30,000,000 customers.

* Shop Securely

All transactions are protected by VeriSign!

100% Pass Your AZ-203 Exam with Our Prep Materials Via below:

<https://www.certleader.com/AZ-203-dumps.html>