

Exam Questions 1z0-1057

Oracle Project Portfolio Management Cloud 2019 Implementation Essentials

<https://www.2passeasy.com/dumps/1z0-1057/>



NEW QUESTION 1

Your client organization has recently undergone a restructuring exercise that has resulted in the creation of new jobs. The Resource Breakdown Structure (RBS) was previously created with existing jobs, and now the new jobs have been added to the existing Resource Breakdown Structure. Identify the correct statement about the RBS and new resources. (Choose the best answer.)

- A. If the “Allow resource changes at project level” option is set to No, the new resources and resource formats that are added to a Planning Resource Breakdown Structure for one project are not available for other projects.
- B. If the “Allow resource changes at project level” option is set to No for the RBS, then the resources added to the Planning Resource Breakdown Structure are automatically available for use on the projects.
- C. If the “Allow resource changes at project level” option is set to Yes for the RBS, the new resources are available automatically at project level.
- D. If the “Allow resource changes at project level” option is enabled for the RBS, the new resources added at project level are automatically reflected in the RBS.

Answer: B

Explanation:

Ref:

<https://docs.oracle.com/en/cloud/saas/project-portfolio-management/19a/fapfm/implementing-project-financial>

NEW QUESTION 2

Using Oracle Time and Labor, your client wants to put in a validation process that allows only a certain number of maximum hours an employee can charge in a day, and a minimum of hours he or she can report in a week.

What feature would you use to meet this requirement? (Choose the best answer.)

- A. project time validation rules
- B. time calculation rules
- C. time entry rules
- D. time audit rules

Answer: C

NEW QUESTION 3

Which four notification templates are predefined?

- A. Password Reset Template
- B. New Account Template
- C. Forgot Password Template
- D. Forgot Username Template
- E. New Account Manager Template

Answer: ABDE

Explanation:

<https://docs.oracle.com/en/cloud/saas/sales/18c/oscus/setting-up-applications-security.html#OSCUS2287154>

Predefined Notification Templates Notification Template

Description

Password Expiry Warning Template

Warns the user that a password is expiring soon and provides instructions for resetting the password. Password Expiration Template

Notifies the user that a password has expired and provides instructions for resetting the password. Forgot User Name Template

Sends the user name to a user who requested the reminder. Password Generated Template

Notifies the user that a password has been generated automatically and provides instructions for resetting the password.

Password Reset Template

Sends a reset-password link to a user who requested a new password.

Users can request new passwords by selecting the Forgot Password link on the application Sign In page, or by selecting the Password option on the Preferences page (Settings and Actions > Set Preferences).

Password Reset Confirmation Template

Notifies the user when a password has been reset. New Account Template

Notifies a user when a user account is created and provides a reset-password link. New Account Manager Template

Notifies the user's manager when a user account is created.

When you create a user category, it's associated automatically with the predefined notification templates, which are all enabled.

You can't edit the predefined templates. However, you can create templates and disable the predefined versions. Each predefined event can be associated with only one enabled notification template at a time.

NEW QUESTION 4

You have defined two expenditure types, but they are not available for selection when you enter an expenditure batch. Identify the reason for this problem. (Choose the best answer.)

- A. The two expenditure types are not assigned to the reference data set that is assigned to the project unit in which the transaction is performed.
- B. The two expenditure types are not assigned to the reference data set that is assigned to the project-owning organization in which the transaction is performed.
- C. The two expenditure types are not assigned to the reference data set that is assigned to the project expenditure organization in which the transaction is performed.
- D. The two expenditure types are not assigned to the reference data set that is assigned to the business unit in which the transaction is performed.

Answer: A

Explanation:

Ref: Implementing-Project-Financial-Management-and-Grants-Management.pdf (19A Part # F11256-01) Chapter 3 – Define Project Organizations

NEW QUESTION 5

You are set up as a Follower in Manage Tasks. Which two abilities can you accomplish? (Choose two.)

- A. Enter progress for tasks.
- B. Receive email notifications about changes that team members make to a task.
- C. View task details and the task activity stream.
- D. Edit task details.

Answer: BC

Explanation:

Ref:

<https://docs.oracle.com/en/cloud/saas/project-portfolio-management/19a/oapem/execute-project-tasks-and-deliv>

Followers are persons who aren't working on the task but have an interest in reviewing the task progress. Only the resources and other followers can add followers to a task. If a resource assigns the task to another team member, the application automatically changes the original resource to a follower.

What's the difference between my tasks and tasks that I follow?

- ▶ You can edit task details and enter progress for your tasks on the Manage Tasks page. If a task has multiple resources, only the primary resource can edit the task.
- ▶ When you follow a task, you can view the task details and see the task activity stream. You receive e-mail notifications of changes that team members make to the task.
- ▶ If a resource reassigns the task to another team member, then the previous resource automatically becomes a follower.

NEW QUESTION 6

You want to export your project plan to Oracle Project Financial Management Cloud after initial scheduling is complete in Microsoft Projects. Identify three conditions that must be met for exporting milestone tasks. (Choose three.)

- A. only one labor resource assignment with 100 effort
- B. lowest-level tasks set up with non-zero duration
- C. lowest-level tasks set up with zero duration
- D. only one labor resource assignment with 0 effort
- E. percent work complete values of 0 or 100 percent

Answer: CDE

Explanation:

Ref:

<https://docs.oracle.com/en/cloud/saas/project-portfolio-management/19a/oapex/define-project-management-conf>

NEW QUESTION 7

Your administrator creates maintenance conditions on the Maintain Project Enterprise Labor Resources page. An HCM person is included in a condition with a process order value of 1 and, additionally, there are three other conditions, all with a process order value of 10. Identify two correct statements about the Maintain Project Enterprise Labor Resources process as it relates to process order values. (Choose two.)

- A. The process creates a resource by using the conditions with a process order value of 10 but does not create more than one resource for the same person even if subsequent conditions apply to the person.
- B. For the three conditions that have the same process order value of 10, the records are processed in ascending alphabetic order based on the condition name.
- C. For the three conditions that have the same process order value of 10, the records are processed in ascending numeric order based on the condition name.
- D. The process creates a resource by using the condition with a process order value of 1 but does not create more than one resource for the same person even if subsequent conditions apply to the person.

Answer: BD

NEW QUESTION 8

Your customer wants additional project information for detailed account balance maintenance, reconciliation, and reporting. Identify the configuration in subledger accounting that can be set up to fulfill this requirement. (Choose the best answer.)

- A. Accounting Method
- B. Journal Rules
- C. Supporting References
- D. Accounting Rule
- E. Mapping Sets

Answer: C

Explanation:

Reference https://docs.oracle.com/cloud/latest/projectcs_gs/OAPFM/OAPFM1125357.htm#OAPFM1125357

Assignment of Supporting References

Supporting references may be used to capture transaction values on journal entry lines. A supporting reference can be used on a journal entry rule set only if it's assigned a source from the event class of the journal entry rule set.

Creating Supporting References: Explained

Supporting references are used to store additional source information about a subledger journal entry at the line level.

Supporting references with balances establish subledger balances for a particular source and account for a particular combination of supporting references plus the account combination.

For example:

- ▶ If a journal line contains a supporting reference that includes two sources, Customer Type and Customer Name.
- ▶ Balances are created for the account combination, plus customer name and customer type. Examples of how you may want to use supporting reference balances are to:
- ▶ Facilitate reconciliation back to the subledgers and source systems by tagging journal entries with transaction and reference attributes.

- ▶ Create balances by dimensions not captured in the chart of accounts.
- ▶ Reporting using dimensions not captured in the chart of accounts.
- ▶ Enrich Oracle Fusion Business Intelligence Applications reporting on subledger journals.
- ▶ Profit and loss balances by dimensions not captured in the chart of accounts

Define supporting references to hold additional supporting information for detailed account balance maintenance or reconciliation and reporting requirements.

NEW QUESTION 9

Your customer has implemented Oracle Project Portfolio Management Cloud recently and they have hired new employees for their Professions Services business. These employees are set up in Oracle Human Capital Management Cloud, but the Project Administrators are unable to add them as resources in the Planning Resource Breakdown Structure.

What are three conditions for new employees to show up in the list? (Choose three.)

- A. Current date is before the effective date of the resource, and you did not enable the “Include people with future-dated effective start dates” option during the search.
- B. All new employees created as persons must have an active supervisor.
- C. All new employees created as persons must be assigned to a department.
- D. All new employees created as persons must have an active assignment.
- E. All new employees created as persons must have an active project role.

Answer: ACD

Explanation:

Ref:

<https://docs.oracle.com/en/cloud/saas/project-portfolio-management/19b/oapfm/project-foundation-configuration>

Why can't I find persons in the list of resources when I enter team members, planning resources, or person rate schedules?

You can't find persons in the list of resources when you enter team members, planning resources, or person rate schedules in the following situations:

- ▶ The administrator didn't assign a department while creating users. Persons must have an active assignment and be assigned to a department in Oracle Fusion Human Capital Management before they can be added as team members or entered as resources on the planning resource breakdown structure or person rate schedule.
- ▶ The resource isn't active in Oracle Fusion Human Capital Management because the current date is before the effective date of the resource. If you want to include persons who will start in the future, select the Include people with future-dated effective start dates option when you search for the person.
- ▶ Persons assigned as project managers aren't active as of the project start date.
- ▶ The assignment of the person is terminated, and an appropriate value isn't set for the number of days to display people with terminated assignments. You can set the profile value appropriately at the site profile level using the Specify Number of Days to Display People with Terminated Assignments task in the Setup and Maintenance work area.

NEW QUESTION 10

Identify three correct statements about project types. (Choose three.)

- A. Project type can be used as a source in subledger accounting.
- B. Project type can be enabled for both billing and capitalization.
- C. Summarization options can be specified at project type.
- D. Classifications can be assigned at project type.
- E. Project type can be associated with multiple project units.

Answer: ABD

NEW QUESTION 10

Your customer wants a team member who is assigned to a project to be able to create and submit a forecast, but not to be able to approve the forecast. What is the default project role that you should assign to the person in the project to meet this requirement? (Choose the best answer.)

- A. Project Manager
- B. Project Administrator
- C. Project Application Administrator
- D. Project Accountant

Answer: B

Explanation:

Ref:

<https://docs.oracle.com/en/cloud/saas/project-portfolio-management/19b/oapjm/project-administrator-job-role.htm>

Project Manager has duty role 'Project Forecast Approval Duty' assigned but

Project Administrator has duty role 'Project Forecast Inquiry Duty' – no approval authority

Both roles have duty role 'Project Forecast Management Duty' which enables them to Allow creation, submission, update, and deletion of working versions of project forecasts. (Cloud _Roles_Duties.xlsx)

NEW QUESTION 14

You have closed the project accounting period with a warning, but you are unable to close the accounting period due to an error.

Identify two reasons for this problem. (Choose two.)

- A. The corresponding Oracle Payables Cloud accounting period has not been closed.
- B. Transactions entered in an integrated Oracle Cloud Application are accounted, but not yet transferred and imported into Oracle Project Portfolio Management Cloud.
- C. Pending burden summarization items have not been processed.
- D. Unaccounted transactions are not imported.
- E. Unaccounted transactions have not been swept to the next period.

Answer: BE

Explanation:

Ref:

<https://docs.oracle.com/en/cloud/saas/project-portfolio-management/19a/oapjb/record-accounting-for-project-bil>

NEW QUESTION 19

You cannot generate invoices for a project expenditure item. After running the Generate Invoices program for a billable expenditure item and active contract, the process completes successfully but without any billing, and does not provide any error logs.

The program's processing summary is as follows: Billing Event Errors 0

Ineligible Contracts 0

Successfully Billing Events Created 0 Ineligible Contract Lines 0

Billing Transaction Exception Errors 0 Ineligible Bill Plans 0

Billing Transaction Exception Warnings 0 Ineligible Associated Projects 0 Successful Billing Transactions 0 Ineligible Expenditure Items 0

Draft Invoice Exception Errors 0 Ineligible Events 0

Draft Invoice Exception Warnings 0

Successful Draft Invoices 0

What was the invoice method classification set to that caused this behavior? (Choose the best answer.)

- A. Amount Based
- B. Rate Based
- C. As Incurred
- D. Percent Complete

Answer: A

Explanation:

Reference https://docs.oracle.com/cd/E51367_01/projectop_gs/OAPJB/F1087458AN139C2.htm

NEW QUESTION 24

Which three file-based data imports are available for use in Oracle Project Portfolio Management Cloud?

- A. Project Budgets
- B. Project Tasks
- C. Project Billing Events
- D. Project Templates

Answer: ABC

Explanation:

Ref: <https://docs.oracle.com/en/cloud/saas/project-portfolio-management/19a/oefpp/toc.htm>

NEW QUESTION 26

Which three tools are available for accessing REST APIs?

- A. cURL
- B. Web Browser
- C. Oracle Transactional Business Intelligence
- D. Programming Language

Answer: ABD

Explanation:

Ref: https://docs.oracle.com/en/cloud/saas/project-portfolio-management/18b/fapap/Use_cURL.html REST API = REpresentational State Transfer (REST) Application Programing Interface (API)

NEW QUESTION 31




Which three are part of using the Rapid Implementation for Project Financial Management Applications macro-enabled Microsoft Excel spreadsheet to enter setup data?


- A. Prepare setup data.
- B. Import Projects.
- C. Generate CSV files.
- D. Upload setup data.
- E. File Import and Export.

Answer: ACD

Explanation:

https://docs.oracle.com/applications/farel12/projectop_gs/OAPFM/OAPFM2264569.htm#OAPFM2159921 Configuring Rapid Implementation: Procedure
Project application administrators can use the rapid implementation feature to set up the Project Financial Management offering. Use the Rapid Implementation for Project Financial Management Applications macro-enabled Microsoft Excel spreadsheet to enter setup data and generate the ProjectsWorkbook.zip. Upload this .zip file to the Setup and Maintenance work area. When the upload completes, the offering is configured based on the setup information that you provide. Perform the following steps to configure rapid implementation for the Project Financial Management offering:

-  Prepare setup data.
-  Generate CSV files.
-  Upload setup data.

 Correct errors, if any, and reload the data.

NEW QUESTION 34

You are trying to create a custom infolet but are not able to find the "Create Infolet" option in the Infolet repository window. Which two steps should be completed before you can access the "Create Infolet" option?

- A. You must activate Page Composer.
- B. You should be on the Project Custom Objects page.
- C. You must be in an active sandbox.
- D. You should enable the "Create Infolet" option from the Personalize Springboard page.

Answer: AC

Explanation:

Ref:

https://docs.oracle.com/cd/E83857_01/saas/applications-common/18b/oaext/page-modification.html#OAEXT16

NEW QUESTION 36

Which application would you use to map application roles to external roles? (Choose the best answer.)

- A. Oracle Identify Manager
- B. Authorization Policy Manager
- C. BPM Work List
- D. Security Console





Answer: B


Explanation:

Ref: https://docs.oracle.com/cd/E17904_01/doc.1111/e14431/managing.htm#APMAG3333 Fusion Middleware Administrator's Guide for Authorization Policy Manager Managing Security Artifacts

This chapter describes the procedures an administrator follows to manage application-specific security artifacts, view the external role hierarchy, manage the application role hierarchy, and manage the many-to-many mapping of application roles to external roles from both the application and the external role point of view.



This chapter is divided into the following sections:

-  Managing Application Security Artifacts
 -  Viewing the External Role Hierarchy
 -  Managing the Application Role Hierarchy
 -  Mapping Application Roles to an External Role
 -  Mapping External Roles to an Application Role
- Role Mapping Policy

 A Role Mapping Policy is used to determine what external subjects (users, groups or External Roles) are assigned to the applicable Application Role. The Application Role, when referenced in an Authorization Policy, defines the principals affected by the Authorization Policy. Role Mapping Policies may also include conditions

Oracle Identity Manager – Not used for mapping application roles to external roles How do Users Interact with Oracle Identity Manager?

Oracle Identity Manager provides an end-user interface, called the Identity Self Service console, and a system administrator interface, called the Identity System Administration console. Both end-users and system administrators use the web browser to log on to Oracle Identity Manager. Oracle Identity Manager (OIM)

-  OIM provision users, roles, and defines what a user can do in Oracle Cloud
-  Duty Roles are mapped to jobs and assigned access privileges (Data Security)

NEW QUESTION 39

You have a billable project for which the following details are provided: Associated Inception-To-Date (ITD) Project Actual Cost: USD 60

Associated Project Budgeted Cost: USD 300 Contract Amount: USD 1000

Project Funded Amount: USD 750

Sum of Existing Revenue Events: USD 80

Identify the Associated Project Spent revenue that will get generated based on the preceding details. (Choose the best answer.)

- A. USD 184
- B. USD 120
- C. USD 134
- D. USD 70

Answer: D

Explanation:

Ref:

<https://docs.oracle.com/en/cloud/saas/project-portfolio-management/19b/oapjb/manage-project-contract-revenue>

Associated Project Percent Spent Example

The following formula calculates the percent spent revenue for the associated project.

$$\left(\frac{\text{Sum of ITD Actual Cost for every subtask that is part of the associated task}}{\text{Sum of Total Budgeted cost for every task that is part of associated task}} \right) \times \text{Associated Project Funded Amount} - \text{Sum of Existing Invoice Event Amounts for the Associated Project}$$

$$\left(\frac{60}{300} \times 750 \right) - 80 = 70$$

$$\left(\frac{\text{Actual Cost}}{\text{Budgeted Cost}} \right) \times \text{Budgeted Revenue} - \text{Sum of Revenue Event Amount}$$

NEW QUESTION 40

As you go through the first-quarter close for your customer, you notice that the burden amounts calculated do not seem to be right. Based on the calculations, you notice that the amounts calculated are not considering the burden schedule override at a task level, which was done during the second month of the quarter.

Identify the reason for this problem. (Choose the best answer.)

- A. Only new expenditure items charged to the task use the new burden schedule; expenditure items processed earlier cannot be reprocessed.
- B. Only new expenditure items charged to the task use the new burden schedule; expenditure items processed earlier can be manually marked for reprocessing.
- C. You can enable automatic reprocessing of expenditure items processed before the burden schedule change.
- D. All expenditure items charged to the task use the new burden schedule.

Answer: B

Explanation:

Reference https://docs.oracle.com/cloud/r13_update17b/projectcs_gs/OAPJC/OAPJC1071490.htm#OAPJC1071482

NEW QUESTION 41

While opening an organization tree on the Manage Organization Trees page, you notice that the hierarchy status is displayed as Inactive. Identify the two reasons for the organization tree to be in Inactive status. (Choose two.)

- A. You used Create Tree in the action menu.
- B. You used Create Tree Version in the action menu.
- C. You used View Tree Version in the action menu.
- D. You selected the Edit icon for opening the hierarchy.
- E. You opened the hierarchy by clicking the name.

Answer: AD

NEW QUESTION 44

You configure one OTBI using Project Cross Subject Area Analysis Real Time. You notice that all measures (Budget, Forecast, Cost, Commitments, Revenue, and Invoice) are not available for Bill-To-Customer and Contract and Contract Line dimensions. Identify the reason for this behavior. (Choose the best answer.)

- A. The Bill-To-Customer dimension applies only to Invoice measures, but the Contract and Contract Line dimensions do not apply to Revenue and Invoice measures.
- B. The Bill-To-Customer dimension applies only to Revenue and Invoice measures.
- C. The Contract and Contract Line dimensions apply only to Invoice measures.
- D. The Bill-To-Customer dimension applies to Invoice measures, and the Contract and Contract Line dimensions apply to Revenue and Invoice measures.
- E. The Bill-To-Customer dimension does not apply to Invoice measures, but the Contract and Contract Line dimensions apply only to Revenue and Invoice measures.

Answer: D

Explanation:

Ref:https://docs.oracle.com/en/cloud/saas/project-portfolio-management/19a/faopm/subjectareas.html#Projects_ Analyze real-time information on project performance, including budgets, forecasts, costs, commitments, revenue, and invoices.

This subject area analysis allows cross subject area analysis between Funding, Invoices, Revenue, Budget, forecasts, Costs areas.

NEW QUESTION 49

Identify the three contract attributes from Project Performance Data that are used in Project Performance dashboard regions. (Choose three.)

- A. Expenditure Type
- B. Projects
- C. Contract Line
- D. Contract Header
- E. Task

Answer: BCE

Explanation:

Reference https://docs.oracle.com/cloud/farel9/projectcs_gs/FAUAR/F1537947AN10251.htm

NEW QUESTION 51

You have been asked to set up one active person, who is not a team member in the project, as a quality manager for each quality task created under projects. However, when you try to assign the quality manager as Task Manager, you cannot find the person's name in the list of values. What is the reason for this problem? (Choose the best answer.)

- A. The "Require Task Managers to be Project Team Members" profile option is set to No.
- B. The "Require Task Managers to be Project Team Members" profile option is set to Yes.
- C. The quality manager belongs to a department that is not associated with the project.
- D. The quality manager is not assigned with a supervisor.

Answer: B

Explanation:

Ref:

<https://docs.oracle.com/en/cloud/saas/project-portfolio-management/19a/fapfm/introducing-oracle-project-portfo>

NEW QUESTION 54

Which two privileges are assigned to the Project Plan Management duty in Security Reference Implementation? (Choose two.)

- A. Manage Project Plan Resource Assignment
- B. Transfer Project

- C. View Project Progress
- D. Allocate Project Expense

Answer: AC

Explanation:

Ref:

https://docs.oracle.com/en/cloud/saas/project-portfolio-management/19a/oapjm/index.html#_Toc468200732_1_

NEW QUESTION 58

You recently made some changes to a project contract and the current status of the contract is Under Amendment. Identify the correct sequence of activities that can take place on that contract. (Choose the best answer.)

- A. On Hold > Pending Acceptance > Active
- B. On Hold > Pending Approval > Active
- C. Pending Approval > Pending Acceptance > Active
- D. Pending Acceptance > Pending Approval > Active

Answer: C

Explanation:

Reference <https://docs.oracle.com/cloud/latest/common/FASCC/FASCC1124283.htm> Topic - Contract Actions and Status Changes: Explained

NEW QUESTION 61

Your customer has different accounting and project accounting periods, and sometimes enters invoices with an invoice date in the open project accounting and closed accounting periods. Which two statements are true about how project accounting and accounting dates will be populated in such invoices? (Choose two.)

- A. Accounting date is the same as the original invoice date.
- B. Project accounting date is the same as the original invoice date.
- C. Project accounting date is the first day of the first open project accounting period.
- D. Project accounting date is the last day of the open project accounting period.
- E. Accounting date is the first day of the first open accounting period.

Answer: BE

NEW QUESTION 63

.....

THANKS FOR TRYING THE DEMO OF OUR PRODUCT

Visit Our Site to Purchase the Full Set of Actual 1z0-1057 Exam Questions With Answers.

We Also Provide Practice Exam Software That Simulates Real Exam Environment And Has Many Self-Assessment Features. Order the 1z0-1057 Product From:

<https://www.2passeasy.com/dumps/1z0-1057/>

Money Back Guarantee

1z0-1057 Practice Exam Features:

- * 1z0-1057 Questions and Answers Updated Frequently
- * 1z0-1057 Practice Questions Verified by Expert Senior Certified Staff
- * 1z0-1057 Most Realistic Questions that Guarantee you a Pass on Your FirstTry
- * 1z0-1057 Practice Test Questions in Multiple Choice Formats and Updatesfor 1 Year