



HP

Exam Questions HPE6-A70

Implementing Aruba WLAN (IAW) 8.4

About ExamBible

[Your Partner of IT Exam](#)

Found in 1998

ExamBible is a company specialized on providing high quality IT exam practice study materials, especially Cisco CCNA, CCDA, CCNP, CCIE, Checkpoint CCSE, CompTIA A+, Network+ certification practice exams and so on. We guarantee that the candidates will not only pass any IT exam at the first attempt but also get profound understanding about the certificates they have got. There are so many alike companies in this industry, however, ExamBible has its unique advantages that other companies could not achieve.

Our Advances

* 99.9% Uptime

All examinations will be up to date.

* 24/7 Quality Support

We will provide service round the clock.

* 100% Pass Rate

Our guarantee that you will pass the exam.

* Unique Gurantee

If you do not pass the exam at the first time, we will not only arrange FULL REFUND for you, but also provide you another exam of your claim, ABSOLUTELY FREE!

NEW QUESTION 1

A network administrator needs to configure firewall rules for three roles:

- > Finance
- > Sales
- > Employee

Several rules apply to both the Employee and Sales roles, but not to the Finance role. What is the simplest way to configure these rules?

- A. Define the Employee and Sales roles as internal roles, and then configure the rules as global rules for internal users.
- B. Apply these rules as a subnet-based policy, and then ensure that only Employee and Sales users are assigned IP addresses in that subnet.
- C. Select either the Employee or Sales role, and then configure these rules within the global policy.
- D. Create a policy with these rules, and then apply that policy to the Employee and Sales roles.

Answer: D

NEW QUESTION 2

Refer to the exhibits. Exhibit 1

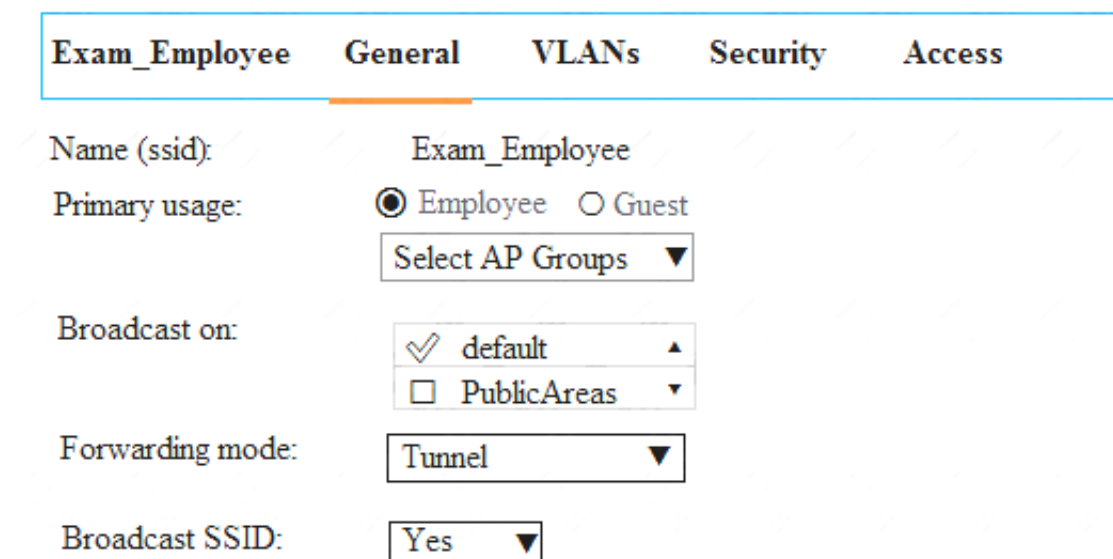


Exhibit 1 shows the configuration page for a WLAN named 'Exam_Employee'. The 'General' tab is selected. The configuration includes:

- Name (ssid): Exam_Employee
- Primary usage: ☒ Employee ☐ Guest
- Select AP Groups: [Dropdown menu]
- Broadcast on: ☒ default ☐ PublicAreas
- Forwarding mode: Tunnel
- Broadcast SSID: Yes

Exhibit 2

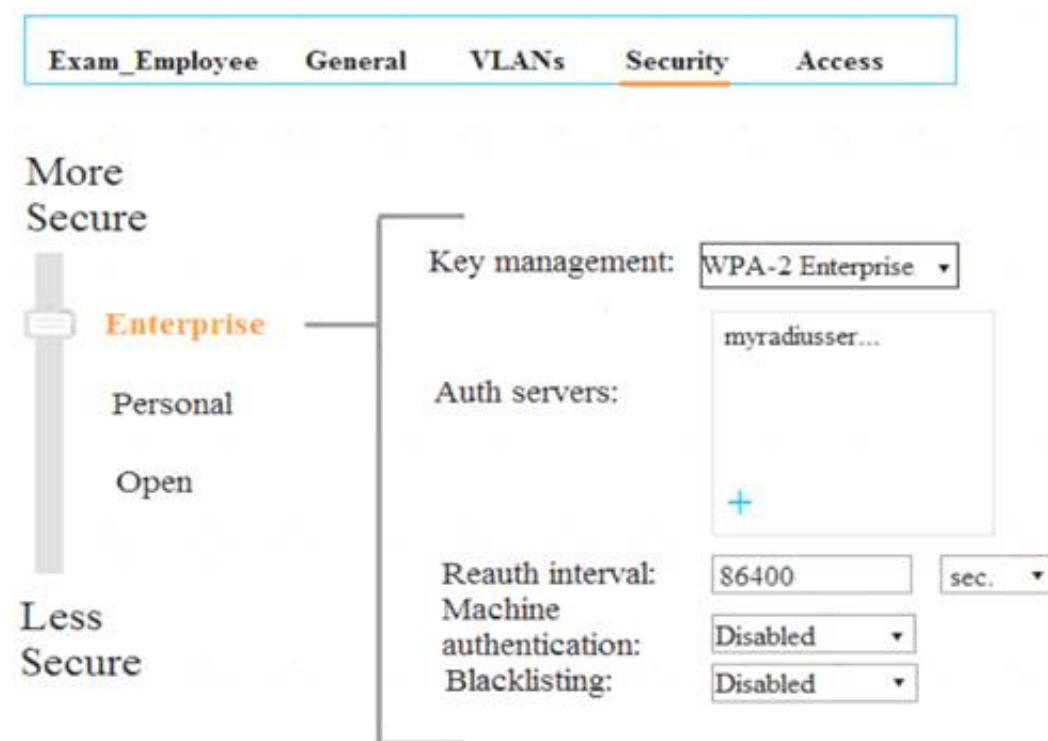


Exhibit 2 shows the 'Security' tab for the 'Exam_Employee' WLAN. A security slider on the left is set to 'Enterprise' (between 'Personal' and 'Open'). The configuration includes:

- Key management: WPA-2 Enterprise
- Auth servers: myradiusser... (with a '+' button to add more)
- Reauth interval: 86400 sec.
- Machine authentication: Disabled
- Blacklisting: Disabled

Network administrators use the Aruba Mobility Master (MM) wizard to create a WLAN and do not manually alter any of the profiles for that WLAN. The exhibits show some of the settings for the WLAN. Some wireless users cannot successfully connect to the WLAN. Network administrators attempt to connect on their own machines with a test account, and the connection is successful. They attempt to connect with the same account on user clients, and the connection fails. Which issue could prevent authentication from completing correctly?

- A. The user clients have unauthorized MAC addresses, so the RADIUS server rejects the authentication even though the username and password are correct.
- B. The user clients do not trust the RADIUS server certificate and are configured not to prompt users to trust new certificates.
- C. Some access points (APs) are not configured as clients on the RADIUS server, so user clients connected to them cannot authenticate.
- D. The RADIUS server has reached the maximum number of RADIUS clients that it can support, so it rejects new wireless clients.

Answer: B

NEW QUESTION 3

What is a requirement for the Dashboard > Traffic Analysis window on the Aruba Mobility Master (MM) to show data?

- A. Airmatch and ClientMatch must be enabled.
- B. The solution must have active PEFNG licenses.
- C. Firewall policies must include application filtering rules.
- D. WLANs must use the decrypt-tunnel forwarding option.

Answer: B

NEW QUESTION 4

An Aruba Remote AP (RAP) operates in split-tunnel mode. How does the AP forward traffic?

- A. It sends all user traffic in a GRE tunnel to a central Mobility Controller (MC), and it sends control traffic in an IPsec tunnel to the controller.
- B. It sends traffic designed to the corporate network in an IPsec tunnel to a central Mobility Controller (MC), and it bridges other traffic locally.
- C. It sends user and control traffic in two separate IPsec tunnels to the Mobility Controller (MC).
- D. It sends all employee and control traffic in a GRE tunnel to a central Mobility Controller (MC), and it bridges all guest traffic locally.

Answer: B

NEW QUESTION 5

Which IEEE standard provides the highest transmission rates in the 2.4GHz frequency band?

- A. 802.11a
- B. 802.11ac
- C. 802.11g
- D. 802.11n

Answer: D

NEW QUESTION 6

Which task can an Aruba Spectrum Monitor (SM) perform?

- A. Analyze wireless traffic patterns at the application level.
- B. Optimize RF through the AP channel and transmit power plans.
- C. Analyze RF signals to determine the cause of non-802.11 interference.
- D. Help to detect rogue APs in the environment.

Answer: C

NEW QUESTION 7

Refer to the exhibit.

Clients(1) Default Columns ▾ ▲								
Client	Health(%)	IP Address	Bond	Radio PHY	Client PHY	Device	Role	Forward Mode
employee	48	10.1.51.150	2.4 GHz	HT 2D MHz	HT 2D MHz	Unknown	guest	Tunnel

The exhibit shows output from a Mobility Master (MM) dashboard. What does the health status indicate?

- A. It takes the AP about twice as long to send data to the client as expected if all transmissions succeeded.
- B. About half of the heartbeats the client sends reaches the Mobility Manager (MM).
- C. The maximum data rate that 802.11ac supports is about twice as high as the data rate the client uses.
- D. The client device only complies with about half of the rules in the endpoint health policy.

Answer: A

NEW QUESTION 8

Assume that administrators accept the default forwarding mode for WLANs. How does wireless user traffic flow in a master-local architecture, and how does it flow in a Mobility Master (MM) architecture?

- A. In the master-local architecture, all traffic is tunneled to the master controller to handle
- B. In a MM architecture, all traffic is tunneled to the MM to handle.
- C. In both architectures, APs forward corporate user traffic locally and tunnel guest user traffic to a Mobility Controller (MC) to handle.
- D. In both architectures, traffic is tunneled to a Mobility Controller (MC) to handle.
- E. In the master-local architecture, traffic is tunneled to a local Mobility Controller (MC) to handle
- F. In a MM architecture, all traffic is tunneled to the MM to handle.

Answer: C

NEW QUESTION 9

A company has a Mobility Master (MM)-based solution. A network administrator wants to monitor the types of applications in use in the wireless network. Which dashboard page in the MM interface should the administrator visit?

- A. Security
- B. Performance
- C. Traffic Analysis
- D. Network

Answer: C

NEW QUESTION 10

What is required for a WLAN that uses WPA2-Enterprise security?

- A. a Web server to host a login portal
- B. a shared password to secure access to the WLAN
- C. RADIUS server or servers
- D. a policy to allow unauthenticated users to receive RADIUS

Answer: C

NEW QUESTION 10

An AP operates on channel 6. Which device causes the most significant and consistent interference with the signal?

- A. cellular phone
- B. weather radar
- C. wireless security camera operating on channel 8
- D. AP operating on channel 11

Answer: C

NEW QUESTION 13

A network administrator creates a user account on an Aruba Mobility Master (MM) with the guest-provisioning role. Which task does this user have the rights to perform?

- A. set up portal pages
- B. create guest user accounts
- C. monitor guest clients
- D. create guest WLANs

Answer: B

NEW QUESTION 15

A company has an Aruba Mobility Master (MM)-based solution. Where can a network administrator look to find a list of alerts about a variety of issues on the MM or managed devices?

- A. the Potential Issues dashboard
- B. the top banner
- C. the MM Maintenance pages
- D. the Performance dashboard

Answer: B

NEW QUESTION 17

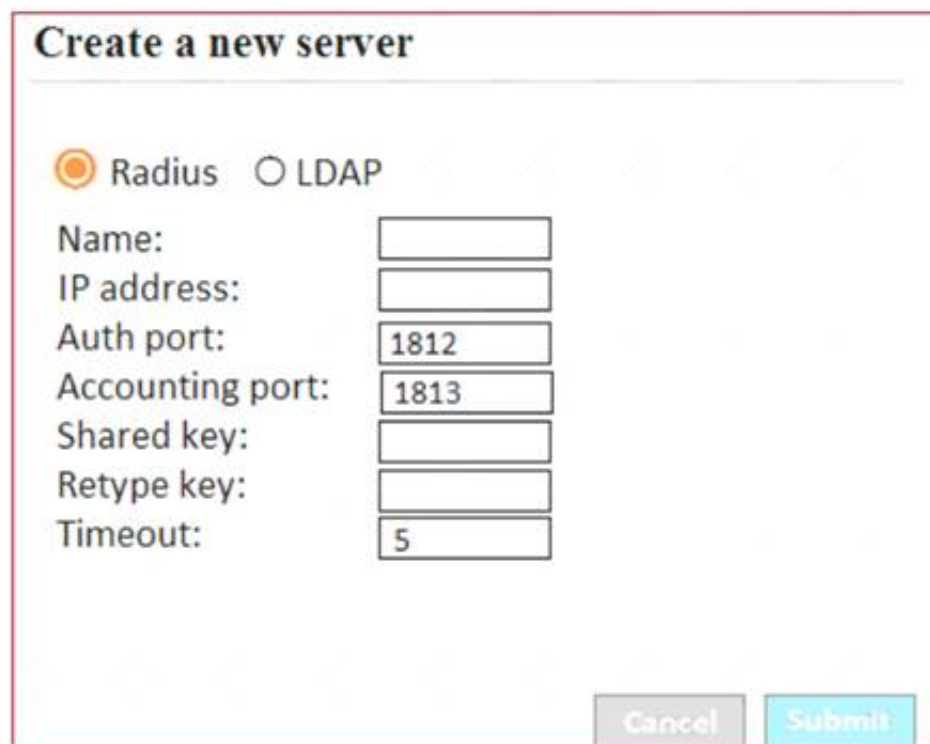
A company deploys an Aruba wireless solution for the first time. In which deployment is clustering supported?

- A. deployment as Mobility Masters (MMs)
- B. deployment as a standalone VMC
- C. deployment in 7000 Series standalone mode
- D. deployment in master-local mode

Answer: A

NEW QUESTION 18

Refer to the exhibit.



A network administrator needs to specify a RADIUS server for an employee WLAN on an Aruba solution. What must the administrator enter in the Shared key

field?

- A. the password defined as the preshared key for the WLAN on the Mobility Master (MM) and on authorized wireless clients
- B. the password configured in a user account with administrative rights on the RADIUS server
- C. the password configured for RADIUS clients on the RADIUS server
- D. the password defined for authorized wireless clients on the RADIUS server and also distributed to authorized wireless clients

Answer: C

NEW QUESTION 20

If the decrypt-tunnel forwarding mode is selected in an employee WLAN, where is the user traffic decrypted?

- A. at the switch
- B. at the AP
- C. at the controller
- D. at the RADIUS server

Answer: B

NEW QUESTION 23

What is an example of a Layer2 wireless threat that a wireless intrusion detection system (WIDS) should detect?

- A. 802.11 association floods
- B. RF jamming
- C. Bluetooth interference
- D. spyware

Answer: A

NEW QUESTION 27

Which task can an Aruba Air Monitor (AM) perform?

- A. Analyze wireless traffic patterns at the application level.
- B. Optimize RF through the AP channel and transmit power plans.
- C. Analyze RF signals to determine the cause of non-802.11 interference.
- D. Prevent client connections to rogue APs.

Answer: D

NEW QUESTION 30

A company plans to deploy a Mobility Master (MM) solution with two MM nodes. The MM solution will manage 20 Mobility Controller (MC) appliances that will control a total of 800 APs.

How should the network administrator install the AP licenses?

- A. 40 AP licenses on the MM
- B. 400 AP licenses on the MM
- C. 800 AP licenses on each MC
- D. 800 AP licenses on the MM and 40 AP licenses on each MC

Answer: A

NEW QUESTION 35

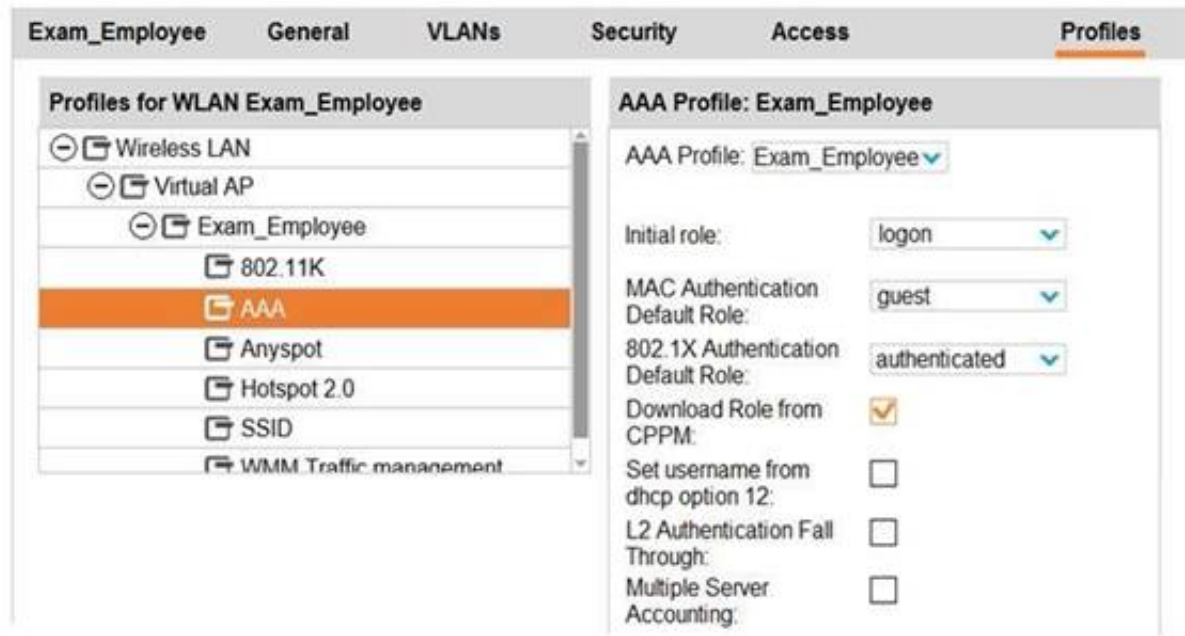
When an Aruba solution uses AirMatch, which device generates the channel and power plan for an AP?

- A. the AirWave Management Platform
- B. the Mobility Master (MM)
- C. the Mobility Controller (MC) for the AP
- D. the AP itself

Answer: B

NEW QUESTION 36

Refer to the exhibit.



The exhibit shows the AAA profile for a WLAN on an Aruba solution. This WLAN uses 802.1X to authenticate users to a RADIUS server. A user successfully authenticates with 802.1X, but the RADIUS server does not send a role assignment. How does the Aruba firewall handle the role assignment for this user?

- A. It does not assign a role.
- B. It applies the Aruba VSA role employee.
- C. It assigns the logon role.
- D. It assigns the authenticated role.

Answer: D

NEW QUESTION 39

A network administrator monitors an Aruba Mobility Controller with Aruba AirWave and sees the configuration status is Error. What should the administrator conclude?

- A. AirWave checks the controller configuration and detects a syntax error.
- B. AirWave determines that the controller configuration does not match the template for its group.
- C. AirWave has a communication issue with the controller and cannot check the configuration.
- D. AirWave detects a mismatch with the controller configuration and software version.

Answer: C

NEW QUESTION 42

Refer to the exhibit.

```
(MM) ^[mynode] #show airmatch solution
```

Seq	Time	Aps	[5GHz] Radios	Cost	Conflict	Deploy	[2GHz] Radios	Cost	Conflict	Deploy	Type
#2	20161230_05:04:51	1	1	1.0	0.0	No	1	4.0	0.0	No	Scheduled
#1	20161228_12:45:24	1	1	1.0	0.0	Yes	1	4.0	0.0	Yes	Incremental - Auto

```
(MM) [mynode] #show airmatch solution 2
```

```
# 20161230_05:04:51 Scheduled
# 5GHz capacity/network cost/solution cost/improvement: 4.0/1.0/1.0/0.0%
# 2.4GHz capacity/network cost/solution cost/improvement: 1.0/4.0/4.0/0.0%
# Band Radio Mode Chan CBW EIRP (dBm) APName
5GHz 70:3a:0e:59:81:30 AP 157i 80. 18. EastAP
2GHz 70:3a:0e:59:81:20 AP 1i 20* 9. EastAP
```

```
[*] regarded frozen | [.] no change | [i] channel ignored because insufficient quality increase
```

An Aruba solution uses AirMatch with the default AirMatch profile settings. A network administrator sees that a scheduled optimization was completed, but a plan was not deployed.

Based on the exhibit, why did this occur?

- A. The cost of the new plan exceeds the amount allowed by the feature license
- B. The new plan did not offer significantly improved quality
- C. The solution uses master-local mode
- D. ARM is disabled in the radio profile, so AP radios are considered frozen

Answer: B

NEW QUESTION 46

A company currently uses 802.11ac Wave 1 as a wireless solution. They want to upgrade to 802.11ac Wave2. Which new feature will now be available with this upgrade?

- A. band steering
- B. multiple spatial streams
- C. 40MHz channel bonding

D. multi-user MIMO (MU-MIMO)

Answer: D

NEW QUESTION 47

Which feature is unique to 802.11ac Wave 2 access points?

- A. band steering
- B. multiple spatial streams
- C. 40MHz channel bonding
- D. multi-user MIMO (MU-MIMO)

Answer: D

NEW QUESTION 52

What are two criteria that distinguish different Aruba Mobility Controller (MC) models from each other?

- A. firewall speed and ability to act as a standalone controller or not
- B. number of supported users and firewall throughput
- C. number of supported APs and ability to support 802.11ac APs or not
- D. number of supported users and ability to support 802.11ac APs or not

Answer: B

NEW QUESTION 54

How can network administrator provide high availability for APs deployed in an Aruba Mobility Master (MM)-based architecture?

- A. Establish clusters of Mobility Controllers (MCs).
- B. Configure MM to provide backup AP tunnel termination in case of controller failure.
- C. Deploy all licenses locally to APs, so that they can continue to function if they lose contact with their controller.
- D. Configure APs to convert to controller-less Instant AP mode during controller failure.

Answer: A

NEW QUESTION 57

.....

Relate Links

100% Pass Your HPE6-A70 Exam with ExamBible Prep Materials

<https://www.exambible.com/HPE6-A70-exam/>

Contact us

We are proud of our high-quality customer service, which serves you around the clock 24/7.

Viste - <https://www.exambible.com/>